

COUNTY OF AMADOR
RECOMMENDED BUDGET

FOR THE FISCAL YEAR JULY 1, 2020 TO JUNE 30, 2021





COUNTY OFFICIALS

BOARD OF SUPERVISORS

PATRICK CREW, Jackson

Supervisor, District 1

RICHARD M. FORSTER, Ione

Supervisor, District 2

JEFF BROWN, Pioneer

Supervisor, District 3

FRANK AXE, Sutter Creek

Supervisor, District 4

BRIAN ONETO, Drytown

Supervisor, District 5

ELECTED COUNTY OFFICIALS

JAMES B. ROONEY

Assessor

TACY ONETO ROUEN

Auditor-Controller

KIMBERLY L. GRADY

Clerk-Recorder

TODD RIEBE

District Attorney

MARTIN A. RYAN

Sheriff-Coroner

J. S. HERMANSON

Superior Court Judge, Presiding Judge

MICHAEL E. RYAN

Treasurer-Tax Collector

TABLE OF CONTENTS

[Click on Department name or page number to be linked to page](#)

Allocation of Positions by Department	1
Summary of Fixed Assets	11
Schedule 1 – All Funds Summary	12
Schedule 2 – Governmental Funds Summary	13
Schedule 3 – Fund Balance Governmental Funds	14
Schedule 4 – Detail of Provisions for Reservations/Designations	15
Schedule 5 – Summary of Estimated Additional Financing Sources	16
Schedule 6 – Detail of Additional Financing Sources by Fund and Account	18
Schedule 7 – Summary of County Financing Requirements by Fund & Activity	24
Schedule 8 – Summary of County Financing Requirements	26
Schedule 8A – Summary of County Specific Financing Uses by Budget Unit by Function & Activity	27
General Fund Discretionary Revenues	30
DETAIL OF DEPARTMENTAL EXPENDITURES	
1100 Board of Supervisors	32
1105 Administrative Officer	34
1120 Economic Development	36
1200 Auditor	38

TABLE OF CONTENTS

[Click on Department name or page number to be linked to page](#)

1210	Treasurer	40
1220	Assessor	42
1230	Tax Collector	44
1300	County Counsel	46
1400	Human Resources	48
1510	Elections	50
1700	Facilities Maintenance	52
1710	Records Management	54
1800	ACO General	56
1805	ACO Memorial Hall	57
1810	ACO County Improvement	59
1815	ACO County Improvement-Jail	61
1900	Operating Transfers	63
1902	Operating Transfers-Interfund	65
1910	Promotion	67
1940	Surveying & Engineering	69
1970	Information Technology	71
1990	Grant Projects	73

TABLE OF CONTENTS

[Click on Department name or page number to be linked to page](#)

2050	Local Revenue	75
2120	District Attorney	77
2125	Buena Vista Casino Mitigation Public Safety – District Attorney	79
2150	Grand Jury	81
2180	Public Defender	83
2190	Victim Witness Asst.	85
2210	Sheriff	87
2211	Sheriff (Court Bailiffs)	89
2212	Sheriff Dispatch	91
2213	Narcotics Task Force	93
2215	Buena Vista Casino Mitigation Public Safety – Sheriff	95
2310	Jail	97
2311	Jail Health Services	99
2350	Probation	101
2355	Buena Vista Casino Mitigation Public Safety – Probation	103
2390	Local Comm. Corrections	105
2440	Fire Protection	107

TABLE OF CONTENTS

[Click on Department name or page number to be linked to page](#)

2520	Water Development	109
2550	Grading Department	111
2610	Ag Commissioner/Sealer of Weights and Measures	113
2620	Building Department	115
2700	Special Services	117
2705	Buena Vista Casino Mitigation – Community Fund	119
2710	Recorder	121
2720	Coroner	123
2730	Public Conservator/Guard	125
2740	Code Enforcement	127
2750	Emergency Services	129
2760	Fish & Game	131
2770	Airport Land Use Comm.	133
2780	Planning Department	135
2790	Animal Control	137
3000	Public Works	139
3021	Public Works – Plymouth Fiddletown Project	141
4000	Health Department	143

TABLE OF CONTENTS

[Click on Department name or page number to be linked to page](#)

4005	Other Health Services	145
4030	Environmental Health	147
4031	Environmental Health Grants	149
4112	Mental Health	151
4113	Drug/Alcohol	153
4115	Buena Vista Casino Mitigation – Gambling & Substance Abuse	155
4400	Waste Management	157
5106	Social Services Administration	159
5201	Assistance Grants	161
5300	General Relief	163
5500	Veterans Service Officer	165
6200	County Library	167
6310	Cooperative Extension	169
7100	Parks & Recreation	171
7101	Parks & Recreation Impact Fees	173
7200	Museum	175
7210	Archives	177

TABLE OF CONTENTS

[Click on Department name or page number to be linked to page](#)

7800	Motor Pool	179
7820	GSA Support Services	180
7890	Communications	181
7900	Airport	182
7961	Insurance-Workers Comp.	183
7962	Insurance-Liability	184
7963	Insurance – Unemployment	185
7964	Insurance – Property	186
Special Districts Governed through Amador County Board of Supervisors		
	Special Districts Schedule 13	188
	Special Districts Schedule 14	189
	Special Districts Schedule 15	190
	Victory Lighting District	191
	County Service Area #3 Bond	193
	County Service Area #4 Martell Drainage	195
	County Service Area #5	197
	County Service Area #6	199
	County Service Area #8 Carbondale Water, Sewer, Roads	201

COUNTY OF AMADOR
STATE OF CALIFORNIA
ALLOCATION OF POSITIONS BY DEPT. - FISCAL YEAR 2020-2021
RECOMMENDED BUDGET

<u>2018-2019 ADOPTED</u>	<u>2019-2020 ADOPTED</u>	<u>2020-2021 RECOMMENDED</u>
<u>BOARD OF SUPERVISORS (1100)</u>		
5 SUPERVISORS (ELECTED)	5 SUPERVISORS (ELECTED)	5 SUPERVISORS (ELECTED)
1 CLERK OF THE BOARD	1 CLERK OF THE BOARD	1 CLERK OF THE BOARD
1 DEPUTY BOARD CLERK III	1 DEPUTY BOARD CLERK I/II/III	1 DEPUTY BOARD CLERK I
7 TOTAL	7 TOTAL	7 TOTAL
<u>ADMINISTRATIVE OFFICER (1105)</u>		
1 ADMINISTRATIVE OFFICER	1 ADMINISTRATIVE OFFICER	1 ADMINISTRATIVE OFFICER
1 BUDGET DIRECTOR	1 BUDGET DIRECTOR	1 BUDGET DIRECTOR
2 TOTAL	2 TOTAL	2 TOTAL
<u>ECONOMIC DEVELOPMENT (1120)</u>		
	CHG 0.1 GSA DIRECTOR	0.1 GSA DIRECTOR
	CHG 0.1 SENIOR ADMINISTRATIVE ANALYST	0.1 SENIOR ADMINISTRATIVE ANALYST
0 TOTAL	0.2 TOTAL	0.2 TOTAL
<u>AUDITOR-CONTROLLER (1200)</u>		
1 COUNTY AUDITOR (ELECTED)	1 COUNTY AUDITOR (ELECTED)	1 COUNTY AUDITOR (ELECTED)
1 ASSISTANT AUDITOR-CONTROLLER	1 ASSISTANT AUDITOR-CONTROLLER	1 ASSISTANT AUDITOR-CONTROLLER
2 PAYROLL SPECIALIST II	2 PAYROLL SPECIALIST II	2 PAYROLL SPECIALIST II
2 ACCOUNTANT I	1 ACCOUNTANT I	1 ACCOUNTANT I
CHG 0 FINANCE ASSISTANT II	CHG 1 PROPERTY TAX & ACCTG ANALYST (RECLASSIFICATION)	1 PROPERTY TAX & ACCTG ANALYST (RECLASSIFICATION)
CHG 1 FINANCE TECHNICIAN (RECLASSIFICATION)	1 FINANCE TECHNICIAN	1 FINANCE TECHNICIAN
7 TOTAL	7 TOTAL	7 TOTAL
<u>TREASURER (1210)</u>		
0.6 COUNTY TREAS/TAX COLLECTOR (ELECTED)	0.6 COUNTY TREAS/TAX COLLECTOR (ELECTED)	0.6 COUNTY TREAS/TAX COLLECTOR (ELECTED)
0.8 CHIEF DEPUTY TREAS/TAX COLLECTOR	0.8 CHIEF DEPUTY TREAS/TAX COLLECTOR	0.8 CHIEF DEPUTY TREAS/TAX COLLECTOR
1.4 TOTAL	1.4 TOTAL	1.4 TOTAL
<u>ASSESSOR (1220)</u>		
1 COUNTY ASSESSOR (ELECTED)	1 COUNTY ASSESSOR (ELECTED)	1 COUNTY ASSESSOR (ELECTED)
1 ASSISTANT ASSESSOR	1 ASSISTANT ASSESSOR	1 ASSISTANT ASSESSOR
1 AUDITOR APPRAISER II	1 AUDITOR APPRAISER II	1 AUDITOR APPRAISER II
2 APPRAISER II	2 APPRAISER II	2 APPRAISER II
1 APPRAISER I	1 APPRAISER I	1 APPRAISER I
1 FINANCE & ADMINISTRATIVE SUPERVISOR	1 FINANCE & ADMINISTRATIVE SUPERVISOR	1 FINANCE & ADMINISTRATIVE SUPERVISOR
2 ADMINISTRATIVE TECHNICIAN	2 ADMINISTRATIVE TECHNICIAN	2 ADMINISTRATIVE TECHNICIAN
CHG 0 ADMINISTRATIVE ASSISTANT I (RECLASSIFIED)	CHG 1 ADMINISTRATIVE ASSISTANT I	1 ADMINISTRATIVE ASSISTANT I
1 CAD DRAFTING TECHNICIAN II	1 CAD DRAFTING TECHNICIAN II	1 CAD DRAFTING TECHNICIAN II
CHG 1 ADMINISTRATIVE ASSISTANT II	CHG 0 ADMINISTRATIVE ASSISTANT II	
10 TOTAL	11 TOTAL	11 TOTAL
<u>TAX COLLECTOR (1230)</u>		
0.4 COUNTY TREASURY/TAX COLLECTOR	0.4 COUNTY TREASURY/TAX COLLECTOR	0.4 COUNTY TREASURY/TAX COLLECTOR
0.2 CHIEF DEPUTY TEASURY/TAX COLLECTOR	0.2 CHIEF DEPUTY TEASURY/TAX COLLECTOR	0.2 CHIEF DEPUTY TEASURY/TAX COLLECTOR
1 FINANCE ASSISTANT, SENIOR	1 FINANCE ASSISTANT, SENIOR	1 FINANCE ASSISTANT, SENIOR
2 FINANCE ASSISTANT II	2 FINANCE ASSISTANT II	2 FINANCE ASSISTANT II
3.6 TOTAL	3.6 TOTAL	3.6 TOTAL

COUNTY OF AMADOR
STATE OF CALIFORNIA
ALLOCATION OF POSITIONS BY DEPT. - FISCAL YEAR 2020-2021
RECOMMENDED BUDGET

<u>2018-2019 ADOPTED</u>	<u>2019-2020 ADOPTED</u>	<u>2020-2021 RECOMMENDED</u>
COUNTY COUNSEL (1300)		
1 COUNTY COUNSEL	1 COUNTY COUNSEL	1 COUNTY COUNSEL
2 DEPUTY COUNTY COUNSEL III	2 DEPUTY COUNTY COUNSEL III	2 DEPUTY COUNTY COUNSEL III
1 PARALEGAL	1 PARALEGAL	0 PARALEGAL
1 ADMINISTRATIVE LEGAL SECRETARY	0 ADMINISTRATIVE LEGAL SECRETARY	1 EXECUTIVE LEGAL ASSISTANT (RECLASSIFIED)
	1 EXECUTIVE ASSISTANT (RECLASSIFIED)	0 EXECUTIVE ASSISTANT (DEFUNDED)
5 TOTAL	5 TOTAL	4 TOTAL
PERSONNEL (1400)		
1 DIRECTOR OF HUMAN RESOURCES	1 DIRECTOR OF HUMAN RESOURCES	1 DIRECTOR OF HUMAN RESOURCES
1 HUMAN RESOURCES SPECIALIST	1 HUMAN RESOURCES SPECIALIST	0 HUMAN RESOURCES SPECIALIST (RECLASSIFIED)
1 HUMAN RESOURCES TECHNICIAN	1 HUMAN RESOURCES TECHNICIAN	2 HUMAN RESOURCES TECHNICIAN
		0.25 HR RISK ADMINISTRATOR
3 TOTAL	3 TOTAL	3.25 TOTAL
ELECTIONS (1510)		
0.5 CLERK RECORDER	0.5 CLERK RECORDER	0.5 CLERK RECORDER
1 CHIEF DEPUTY REGISTRAR OF VOTERS	1 CHIEF DEPUTY REGISTRAR OF VOTERS	1 CHIEF DEPUTY REGISTRAR OF VOTERS
1.5 ELECTIONS TECHNICIAN	1 ELECTIONS TECHNICIAN	1 ELECTIONS TECHNICIAN
		0 ELECT SUPP WKRS (EXTRA HELP) 700 HRS TOTAL (RECLASSIFIED)
0.1 ELECT SUPP WKRS (EXTRA HELP) 208.8 HRS TOTAL	0.34 ELECT SUPP WKRS (EXTRA HELP) 700 HRS TOTAL	0.88 VOTE CENTER/ELECTION SUPPORT WORKERS
3.1 TOTAL	2.84 TOTAL	3.38 TOTAL
FACILITIES (1700)		
0.2 GSA DIRECTOR	0.2 GSA DIRECTOR	0.2 GSA DIRECTOR
1 FACILITIES PROJECT MANAGER	1 FACILITIES PROJECT MANAGER	1 FACILITIES PROJECT MANAGER
CHG 1 BUILDING MAINTENANCE WORKER III	CHG 2 BUILDING MAINTENANCE WORKER III	2 BUILDING MAINTENANCE WORKER III
CHG 1 SENIOR BUILDING MAINTENANCE WORKER (RECLASSIFICATION)	1 SENIOR BUILDING MAINTENANCE WORKER	1 SENIOR BUILDING MAINTENANCE WORKER
CHG 2 BUILDING MAINTENANCE WORKER II	CHG 1 BUILDING MAINTENANCE WORKER II	1 BUILDING MAINTENANCE WORKER II
1 CONSTRUCTION WORKER	1 CONSTRUCTION WORKER	1 CONSTRUCTION WORKER
CHG 3 CUSTODIAN II	3 CUSTODIAN II	3 CUSTODIAN II
0.69 CUSTODIAN II (PART-TIME)	0.69 CUSTODIAN I (PART-TIME)	0.69 CUSTODIAN I (PART-TIME)
0.62 CUSTODIAN II (PART-TIME)	0.62 CUSTODIAN II (PART-TIME)	CHG 0.69 CUSTODIAN II (PART-TIME)
0.45 CUSTODIAN II (PART-TIME)	0.45 CUSTODIAN II (PART-TIME)	0.45 CUSTODIAN II (PART-TIME)
0.2 SENIOR ADMINISTRATIVE ANALYST	0.2 SENIOR ADMINISTRATIVE ANALYST	0.2 SENIOR ADMINISTRATIVE ANALYST
0.15 ADMINISTRATIVE SECRETARY	0 ADMINISTRATIVE SECRETARY	0.15 ADMINISTRATIVE ASSISTANT II
	0.15 ADMINISTRATIVE ASSISTANT II	
11.31 TOTAL	11.31 TOTAL	11.38 TOTAL
RECORDS MANAGEMENT (1710)		
CHG 0 RECORDS MANAGER	0.6 RECORDS & VOLUNTEER ADMINISTRATOR	0.6 RECORDS & VOLUNTEER ADMINISTRATOR
CHG 0.6 RECORDS & VOLUNTEER ADMINISTRATOR (RECLASSIFICATION)		
0.6 TOTAL	0.6 TOTAL	0.6 TOTAL
ACO COUNTY IMPROVEMENT (1810)		
0.15 GSA DIRECTOR	0.15 GSA DIRECTOR	0.15 GSA DIRECTOR
	CHG 0.1 SENIOR ADMINISTRATIVE ANALYST	0.1 SENIOR ADMINISTRATIVE ANALYST
0.15 TOTAL	0.25 TOTAL	0.25 TOTAL
COUNTY IMPROVEMENT JAIL EXPANSION (1815)		
0.15 GSA DIRECTOR	0.15 GSA DIRECTOR	0.15 GSA DIRECTOR
0.3 SENIOR ADMINISTRATIVE ANALYST	0.3 SENIOR ADMINISTRATIVE ANALYST	0.3 SENIOR ADMINISTRATIVE ANALYST
0.45 TOTAL	0.45 TOTAL	0.45 TOTAL
SURVEYING & ENGINEERING (1940)		
1 COUNTY SURVEYOR	CHG 0.5 COUNTY SURVEYOR	0.5 COUNTY SURVEYOR
1 ADMINISTRATIVE TECHNICIAN	1 ADMINISTRATIVE TECHNICIAN	1 ADMINISTRATIVE TECHNICIAN
2 TOTAL	1.5 TOTAL	1.5 TOTAL

COUNTY OF AMADOR
STATE OF CALIFORNIA
ALLOCATION OF POSITIONS BY DEPT. - FISCAL YEAR 2020-2021
RECOMMENDED BUDGET

<u>2018-2019 ADOPTED</u>	<u>2019-2020 ADOPTED</u>	<u>2020-2021 RECOMMENDED</u>
<u>INFORMATION TECHNOLOGY (1970)</u>		
1 INFORMATION TECHNOLOGY DIRECTOR	1 INFORMATION TECHNOLOGY DIRECTOR	1 INFORMATION TECHNOLOGY DIRECTOR
3 INFORMATION SYSTEMS ANALYSTS(RECLASSIFIED)	3 INFORMATION SYSTEMS ANALYSTS(RECLASSIFIED)	3 INFORMATION SYSTEMS ANALYSTS
0 INFORMATION SYSTEMS SPECIALIST	0 INFORMATION SYSTEMS SPECIALIST	2 INFORMATION SYSTEMS TECHNICIANS II
2 INFORMATION SYSTEMS TECHNICIANS II	2 INFORMATION SYSTEMS TECHNICIANS II	
6 TOTAL	6 TOTAL	6 TOTAL
<u>DISTRICT ATTORNEY (2120)</u>		
1 DISTRICT ATTORNEY (ELECTED)	1 DISTRICT ATTORNEY (ELECTED)	1 DISTRICT ATTORNEY (ELECTED)
1 CHIEF ASSISTANT DISTRICT ATTORNEY	1 CHIEF ASSISTANT DISTRICT ATTORNEY	1 CHIEF ASSISTANT DISTRICT ATTORNEY
2 DEPUTY DISTRICT ATTORNEY IV	2 DEPUTY DISTRICT ATTORNEY IV	2 DEPUTY DISTRICT ATTORNEY IV
CHG 1 DEPUTY DISTRICT ATTORNEYS III	1 DEPUTY DISTRICT ATTORNEYS III	2 DEPUTY DISTRICT ATTORNEYS III
CHG 2 DEPUTY DISTRICT ATTORNEYS II	2 DEPUTY DISTRICT ATTORNEYS II	2 DEPUTY DISTRICT ATTORNEYS II
CHG 1 DEPUTY DISTRICT ATTORNEY I	1 DEPUTY DISTRICT ATTORNEY I	0 DEPUTY DISTRICT ATTORNEY I
1 CHIEF DA INVESTIGATOR	1 CHIEF DA INVESTIGATOR	1 CHIEF DA INVESTIGATOR
1 SUPERVISOR DA INVESTIGATOR	1 SUPERVISOR DA INVESTIGATOR	1 SUPERVISOR DA INVESTIGATOR
6 DA INVESTIGATOR II	6 DA INVESTIGATOR II	6 DA INVESTIGATOR III
1 ADMINISTRATIVE LEGAL SECRETARY	0 ADMINISTRATIVE LEGAL SECRETARY	1 LEGAL OFFICE SUPERVISOR
1 LEGAL OFFICE SUPERVISOR	1 LEGAL OFFICE SUPERVISOR	0.46 SR LEGAL SECRETARY(EXTRA HELP) 451 HRS
CHG 0.46 SR LEGAL SECRETARY(EXTRA HELP) 451 HRS	0.46 SR LEGAL SECRETARY(EXTRA HELP) 451 HRS	2 LEGAL SECRETARY I
CHG 1 LEGAL SECRETARIES II	0 LEGAL SECRETARY II	1 LEGAL ASSISTANT
CHG 2 LEGAL SECRETARY I (.72 NEW POSITION)	2 LEGAL SECRETARY I	CHG 1 SENIOR ADMINISTRATIVE ANALYST
1 LEGAL ASSISTANT	1 LEGAL ASSISTANT	CHG 1 EXECUTIVE LEGAL ASSISTANT (RECLASSIFIED)
CHG 0 FINANCE TECHNICIAN	2 SENIOR ADMINISTRATIVE ANALYST (RECLASSIFICATION)	CHG 1.18 DA INVEST II (EXTRA HELP) 5 POS 3374 HRS TOTAL
CHG 1 SENIOR ADMINISTRATIVE ANALYST (RECLASSIFICATION)	1.62 DA INVEST II (EXTRA HELP) 5 POS 3374 HRS TOTAL	1 SR LEGAL SECRETARY
CHG 1.62 DA INVEST II (EXTRA HELP) 5 POS 3374 HRS TOTAL	CHG 1 SR LEGAL SECRETARY(RECLASSIFIED)	0.48 DEPUTY DISTRICT ATT. III 1 POS 499 HRS
CHG 0 ADMINISTRATIVE ASST., SR (EXTRA HELP) 1 POS 999 HRS	0.48 DEPUTY DISTRICT ATT. III (EXTRA HELP) 1 POS 499 HRS	
CHG 0.48 DEPUTY DISTRICT ATT. III (EXTRA HELP) 1 POS 499 HRS		
25.56 TOTAL	25.56 TOTAL	25.12 TOTAL
<u>BUENA VISTA CASINO MITIGATION-DISTRICT ATTORNEY (2125)</u>		
	CHG 1 DEPUTY DISTRICT ATTORNEY III	1 DEPUTY DISTRICT ATTORNEY III
	CHG 1 DA INVESTIGATOR II	1 DA INVESTIGATOR II
	CHG 1 LEGAL SECRETARY I	1 LEGAL SECRETARY III
	CHG 0.75 ADMINISTRATIVE ASSISTANT, SR	0.75 ADMINISTRATIVE ASSISTANT, SR
0 TOTAL	3.75 TOTAL	3.75 TOTAL
<u>PUBLIC DEFENDER (2180)</u>		
0.3 SENIOR ADMINISTRATIVE ANALYST	0.3 SENIOR ADMINISTRATIVE ANALYST	0.3 SENIOR ADMINISTRATIVE ANALYST
0.05 ADMIN SECRETARY	0.05 ADMIN SECRETARY	0.05 ADMIN ASST II
0.35 TOTAL	0.35 TOTAL	0.35 TOTAL
<u>VICTIM/WITNESS ASSISTANCE PROGRAM (2190)</u>		
1 VICTIM/WITNESS PROGRAM MANAGER	1 VICTIM/WITNESS PROGRAM MANAGER	1 VICTIM/WITNESS PROGRAM MANAGER
1 VICTIM/WITNESS ADVOCATE	CHG 2 VICTIM/WITNESS ADVOCATE	2 VICTIM/WITNESS ADVOCATE
CHG 0.48 ADMINISTRATIVE ASSISTANT, SR (EXTRA HELP) 1 POS 999 HRS	CHG 0.25 ADMINISTRATIVE ASSISTANT, SR	0.25 ADMINISTRATIVE ASSISTANT, SR
2.48 TOTAL	3.25 TOTAL	3.25 TOTAL

COUNTY OF AMADOR
STATE OF CALIFORNIA
ALLOCATION OF POSITIONS BY DEPT. - FISCAL YEAR 2020-2021
RECOMMENDED BUDGET

<u>2018-2019 ADOPTED</u>		<u>2019-2020 ADOPTED</u>		<u>2020-2021 RECOMMENDED</u>	
<u>SHERIFF (2210)</u>		<u>SHERIFF (2210)</u>		<u>SHERIFF (2210)</u>	
	1 SHERIFF-CORONER (ELECTED)		1 SHERIFF-CORONER (ELECTED)		1 SHERIFF-CORONER (ELECTED)
	1 UNDERSHERIFF		1 UNDERSHERIFF		1 UNDERSHERIFF
	0.75 CAPTAIN		0.75 CAPTAIN		0.75 CAPTAIN
	1.5 SHERIFF LIEUTENANT	CHG	2.63 SHERIFF LIEUTENANT		2.63 SHERIFF LIEUTENANT
	8 SHERIFF SERGEANTS	CHG	7 SHERIFF SERGEANTS		7 SHERIFF SERGEANTS
	28 SHERIFF DEPUTIES	CHG	28.5 SHERIFF DEPUTIES	CHG	27.5 SHERIFF DEPUTIES (2 DEPUTIES 6 MONTH REHIRING DEFERRAL)
CHG	1 EVIDENCE TECHNICIAN	CHG	1.46 EVIDENCE TECH. (1 FULL TIME, .46 EXTRA HELP 960 HRS)	CHG	1.25 EVIDENCE TECH. (1 FULL TIME, .25 EXTRA HELP 520 HRS)
	1 ADMINISTRATIVE SUPERVISOR		1 ADMINISTRATIVE SUPERVISOR		1 ADMINISTRATIVE SUPERVISOR
	1 ADMINSTRATIVE SECRETARY		1 ADMINSTRATIVE SECRETARY		1 ADMINSTRATIVE SECRETARY
	4 SHERIFF SERVICES TECHNICIANS		4 SHERIFF SERVICES TECHNICIANS		4 SHERIFF SERVICES TECHNICIANS
	0.46 CRIME ANALYST (EXTRA HELP) 960 HOURS	CHG	0 CRIME ANALYST (EXTRA HELP) 960 HOURS		
	47.71 TOTAL		48.34 TOTAL		47.13 TOTAL
<hr/>					
	<u>SHERIFF COURT BALIFFS (2211)</u>		<u>SHERIFF COURT BALIFFS (2211)</u>		<u>SHERIFF COURT BALIFFS (2211)</u>
	1 SHERIFF SERGEANT		1 SHERIFF SERGEANT		1 SHERIFF SERGEANT
	2 SHERIFF DEPUTIES	CHG	1.8 SHERIFF DEPUTIES		1.8 SHERIFF DEPUTIES
	2 SHERIFF DEPUTIES(EXTRA HELP) 8 POS-4200 HRS TOTAL		2 SHERIFF DEPUTIES(EXTRA HELP) 8 POS-4200 HRS TOTAL	CHG	1.96 SHERIFF DEPUTIES(EXTRA HELP) 8 POS-4025 HRS TOTAL
	5 TOTAL		4.8 TOTAL		4.76 TOTAL
<hr/>					
	<u>SHERIFF DISPATCH (2212)</u>		<u>SHERIFF DISPATCH (2212)</u>		<u>SHERIFF DISPATCH (2212)</u>
	0.25 CAPTAIN		0.25 CAPTAIN		0.25 CAPTAIN
	0.5 LIEUTENANT		0.37 LIEUTENANT		0.37 LIEUTENANT
	1 DISPATCHER-SUPERVISOR		0 DISPATCHER-SUPERVISOR		11 DISPATCHER-EMD
	10 DISPATCHER-EMD		11 DISPATCHER-EMD	CHG	0.02 DISPATCHER-EMD (EXTRA HELP) 3 POS- 41.6HRS TOTAL
CHG	0.2 DISPATCHER-EMD (2 EXTRA HELP) 2 POS- 817.6 HRS TOTAL	CHG	0.2 DISPATCHER-EMD (EXTRA HELP) 3 POS- 817.6 HRS TOTAL		
	11.95 TOTAL		11.82 TOTAL		11.64 TOTAL
<hr/>					
	<u>SHERIFF NARCOTICS TASK FORCE (2213)</u>		<u>SHERIFF NARCOTICS TASK FORCE (2213)</u>		<u>SHERIFF NARCOTICS TASK FORCE (2213)</u>
	0.33 SHERIFF SERVICES ASSISTANT (PART-TIME) 689 HOURS		0.33 SHERIFF SERVICES ASSISTANT (PART-TIME) 689 HOURS		0.33 SHERIFF SERVICES ASSISTANT (PART-TIME) 689 HOURS
		CHG	0.5 SHERIFF DEPUTY	CHG	0.5 SHERIFF DEPUTY
	0.33 TOTAL		0.83 TOTAL		0.83 TOTAL
<hr/>					
	<u>BUENA VISTA CASINO MITIGATION-SHERIFF (2215)</u>		<u>BUENA VISTA CASINO MITIGATION-SHERIFF (2215)</u>		<u>BUENA VISTA CASINO MITIGATION-SHERIFF (2215)</u>
		CHG	1 SHERIFF SERGEANT		1 SHERIFF SERGEANT
		CHG	6.2 SHERIFF DEPUTIES		7.2 SHERIFF DEPUTIES/TRAINEEES
		CHG	1 SHERIFF DEPUTIES TRAINEES		1 FISCAL OFFICER
		CHG	1 FISCAL OFFICER		1 EVIDENCE TECHNICIAN
		CHG	1 EVIDENCE TECHNICIAN		1 SHERIFF SERVICES TECHNICIANS
		CHG	1 SHERIFF SERVICES TECHNICIANS		1 DISPATCHER-EMD
		CHG	1 DISPATCHER-EMD		
	0 TOTAL		12.2 TOTAL		12.2 TOTAL
<hr/>					
	<u>JAIL (2310)</u>		<u>JAIL (2310)</u>		<u>JAIL (2310)</u>
	1 CAPTAIN		1 CAPTAIN		1 CAPTAIN
	1 CORRECTIONS LIEUTENANT		1 CORRECTIONS LIEUTENANT		1 CORRECTIONS LIEUTENANT
	6 CORRECTIONS SERGEANTS		6 CORRECTIONS SERGEANTS		6 CORRECTIONS SERGEANTS
CHG	12 CORRECTIONAL OFFICERS II		12 CORRECTIONAL OFFICERS II		12 CORRECTIONAL OFFICERS II
CHG	8 CORRECTIONAL OFFICERS I		8 CORRECTIONAL OFFICERS I		8 CORRECTIONAL OFFICERS I
	2 CORRECTION ASSISTANTS		2 CORRECTION ASSISTANTS		2 CORRECTION ASSISTANTS
	30 TOTAL		30 TOTAL		30 TOTAL

COUNTY OF AMADOR
STATE OF CALIFORNIA
ALLOCATION OF POSITIONS BY DEPT. - FISCAL YEAR 2020-2021
RECOMMENDED BUDGET

<u>2018-2019 ADOPTED</u>		<u>2019-2020 ADOPTED</u>		<u>2020-2021 RECOMMENDED</u>	
PROBATION (2350)		PROBATION (2350)		PROBATION (2350)	
	1 CHIEF PROBATION OFFICER		1 CHIEF PROBATION OFFICER		1 CHIEF PROBATION OFFICER
	1 CHIEF DEPUTY PROBATION OFFICER		1 CHIEF DEPUTY PROBATION OFFICER		1 CHIEF DEPUTY PROBATION OFFICER
	2 PROBATION UNIT SUPERVISOR		2 PROBATION UNIT SUPERVISOR		2 PROBATION UNIT SUPERVISOR
CHG	2 DEPUTY PROBATION OFFICERS III	CHG	4 DEPUTY PROBATION OFFICERS III		4 DEPUTY PROBATION OFFICERS III
	2 DEPUTY PROBATION OFFICERS II	CHG	0 DEPUTY PROBATION OFFICERS II	CHG	3 DEPUTY PROBATION OFFICERS II
CHG	3 DEPUTY PROBATION OFFICERS I		3 DEPUTY PROBATION OFFICERS I	CHG	0 DEPUTY PROBATION OFFICERS I
	1 FISCAL OFFICER		1 FISCAL OFFICER		1 FISCAL OFFICER
	0.6 LEGAL SECRETARY I	CHG	0.5 LEGAL SECRETARY II (RECLASSIFICATION)		0.5 LEGAL SECRETARY II (RECLASSIFICATION)
	0.2 LEGAL SECRETARY I (PART-TIME) 416 HOURS		0.2 LEGAL SECRETARY I (PART-TIME) 416 HOURS		0.2 LEGAL SECRETARY I (PART-TIME) 416 HOURS
	1 SENIOR LEGAL SECRETARY		1 SENIOR LEGAL SECRETARY		1 SENIOR LEGAL SECRETARY
	1 PROBATION AIDE		1 PROBATION AIDE		1 PROBATION AIDE
	14.8 TOTAL		14.7 TOTAL		14.7 TOTAL
BUENA VISTA CASINO MITIGATION-PROBATION (2355)		BUENA VISTA CASINO MITIGATION-PROBATION (2355)		BUENA VISTA CASINO MITIGATION-PROBATION (2355)	
		CHG	1 DEPUTY PROBATION OFFICERS II		1 DEPUTY PROBATION OFFICERS II
		CHG	0.5 LEGAL SECRETARY II (RECLASSIFICATION)		0.5 LEGAL SECRETARY II (RECLASSIFICATION)
	0 TOTAL		1.5 TOTAL		1.5 TOTAL
LOCAL COMMUNITY CORRECTIONS (2390)		LOCAL COMMUNITY CORRECTIONS (2390)		LOCAL COMMUNITY CORRECTIONS (2390)	
	1 PROBATION UNIT SUPERVISOR		1 PROBATION UNIT SUPERVISOR		1 PROBATION UNIT SUPERVISOR
CHG	1 DEPUTY PROBATION OFFICER III		1 DEPUTY PROBATION OFFICER III	CHG	2 DEPUTY PROBATION OFFICER III
CHG	1 DEPUTY PROBATION OFFICER II		1 DEPUTY PROBATION OFFICER II	CHG	0 DEPUTY PROBATION OFFICER II
CHG	1 DEPUTY PROBATION OFFICER I		1 DEPUTY PROBATION OFFICER I		1 DEPUTY PROBATION OFFICER I
	1 BEHAVIORAL HEALTH CARE COUNSELOR II		1 BEHAVIORAL HEALTH CARE COUNSELOR II		1 BEHAVIORAL HEALTH CARE COUNSELOR II
	1 DEPUTY SHERIFF		1 DEPUTY SHERIFF		1 DEPUTY SHERIFF
	1 SHERIFF SERVICES ASSISTANT		1 SHERIFF SERVICES ASSISTANT		1 SHERIFF SERVICES ASSISTANT
	7 TOTAL		7 TOTAL		7 TOTAL
AG COMMISSIONER/SEALER OF WTS & MEAS (2610)		AG COMMISSIONER/SEALER OF WTS & MEAS (2610)		AG COMMISSIONER/SEALER OF WTS & MEAS (2610)	
	1 AG COMMISSIONER/SEALER/WTS&MEAS		1 AG COMMISSIONER/SEALER/WTS&MEAS		1 AG COMMISSIONER/SEALER/WTS&MEAS
	2 AGRICULTURE & STANDARDS INSP III		2 AGRICULTURE & STANDARDS INSP III	CHG	1 AGRICULTURE & STANDARDS INSP III
	1 AGRICULTURE & STANDARDS INSP II		1 AGRICULTURE & STANDARDS INSP II	CHG	2 AGRICULTURE & STANDARDS INSP II
	0.5 ADMINISTRATIVE SECRETARY		0 ADMINISTRATIVE SECRETARY	CHG	1 ADMINISTRATIVE ASSISTANT II
		CHG	0.5 ADMINISTRATIVE ASSISTANT II		
	4.5 TOTAL		4.5 TOTAL		5 TOTAL
BUILDING DEPARTMENT (2620)		BUILDING DEPARTMENT (2620)		BUILDING DEPARTMENT (2620)	
CHG	0.06 COMMUNITY DEVELOPMENT DIRECTOR		0.06 COMMUNITY DEVELOPMENT DIRECTOR	CHG	0.04 COMMUNITY DEVELOPMENT DIRECTOR
	1 CHIEF BUILDING OFFICIAL		1 CHIEF BUILDING OFFICIAL		1 CHIEF BUILDING OFFICIAL
	1 BUILDING INSPECTOR 2	CHG	0 BUILDING INSPECTOR 2	CHG	1 BUILDING INSPECTOR 2
		CHG	1 BUILDING INSPECTOR 3		1 BUILDING INSPECTOR 3
	1 BUILDING PLANS CHECKER		1 BUILDING PLANS CHECKER	CHG	0 BUILDING PLANS CHECKER
	1 ADMINISTRATIVE TECHNICIAN		1 ADMINISTRATIVE TECHNICIAN	CHG	0 ADMINISTRATIVE TECHNICIAN
CHG	0.5 BUILDING CODE COMPLIANCE OFFICER (NEW POSITION)	CHG	0 BUILDING CODE COMPLIANCE OFFICER	CHG	1 PLANS EXAMINER 1
	0.05 BUILDING INSPECTOR II (EXTRA HELP - 100 HOURS)	CHG	0.48 BUILDING INSPECTOR I (EXTRA HELP - 999 HOURS)	CHG	0 BUILDING INSPECTOR I (EXTRA HELP - 999 HOURS)
	0.38 BUILDING PLANS CHECKER (EXTRA HELP - 790 HOURS)	CHG	0 BUILDING PLANS CHECKER (EXTRA HELP - 790 HOURS)	CHG	1 COMMUNITY DEVELOPMENT TECH 1
	4.99 TOTAL		4.54 TOTAL		5.04 TOTAL

COUNTY OF AMADOR
STATE OF CALIFORNIA
ALLOCATION OF POSITIONS BY DEPT. - FISCAL YEAR 2020-2021
RECOMMENDED BUDGET

<u>2018-2019 ADOPTED</u>		<u>2019-2020 ADOPTED</u>		<u>2020-2021 RECOMMENDED</u>	
<u>RECORDER (2710)</u>		<u>RECORDER (2710)</u>		<u>RECORDER (2710)</u>	
	0.5 CLERK/RECORDER (ELECTED)		0.5 CLERK/RECORDER (ELECTED)		0.5 CLERK/RECORDER (ELECTED)
	1 CHIEF DEP CLERK/RECORDER		1 CHIEF DEP CLERK/RECORDER		1 CHIEF DEP CLERK/RECORDER
CHG	0 RECORDER CLERK II	CHG	1 RECORDER CLERK II		1 RECORDER CLERK II
	2.5 RECORDER CLERK I	CHG	2 RECORDER CLERK I		2 RECORDER CLERK I
	0.46 REDORDER CLERK, SR (EXTRA HELP - 960 HOURS TOTAL)	CHG	0 REDORDER CLERK, SR (EXTRA HELP - 960 HOURS TOTAL)		
4.46 TOTAL		4.5 TOTAL		4.5 TOTAL	
<u>CORONER (2720)</u>		<u>CORONER (2720)</u>		<u>CORONER (2720)</u>	
	1 SHERIFF SERGEANT		1 SHERIFF SERGEANT		1 SHERIFF SERGEANT
1.00 TOTAL		1 TOTAL		1 TOTAL	
<u>PUBLIC CONSERVATOR/GUARDIAN (2730)</u>		<u>PUBLIC CONSERVATOR/GUARDIAN (2730)</u>		<u>PUBLIC CONSERVATOR/GUARDIAN (2730)</u>	
CHG	0.03 HEALTH AND HUMAN SERVICES DIRECTOR		0.03 HEALTH AND HUMAN SERVICES DIRECTOR		0.03 HEALTH AND HUMAN SERVICES DIRECTOR
	1 PUB CONS/GUARDIAN/ADMIN PROGRAM MANAGER I		1 PUB CONS/GUARDIAN/ADMIN PROGRAM MANAGER I		1 PUB CONS/GUARDIAN/ADMIN PROGRAM MANAGER I
	1 DEPUTY PUBLIC CONSERVATOR/GUARDIAN/ADMIN		1 DEPUTY PUBLIC CONSERVATOR/GUARDIAN/ADMIN		1 DEPUTY PUBLIC CONSERVATOR/GUARDIAN/ADMIN
	1 FINANCE ASSISTANT II		1 FINANCE ASSISTANT II		1 FINANCE ASSISTANT II
3.03 TOTAL		3.03 TOTAL		3.03 TOTAL	
<u>CODE ENFORCEMENT (2740)</u>		<u>CODE ENFORCEMENT (2740)</u>		<u>CODE ENFORCEMENT (2740)</u>	
CHG	0.03 COMMUNITY DEVELOPMENT DIRECTOR	CHG	0.1 COMMUNITY DEVELOPMENT DIRECTOR	CHG	0.07 COMMUNITY DEVELOPMENT DIRECTOR
	1 CODE ENFORCEMENT OFFICER		1 CODE ENFORCEMENT OFFICER		1 CODE ENFORCEMENT OFFICER
CHG	0.5 BUILDING CODE COMPLIANCE OFFICER (NEW POSITION)	CHG	0 BUILDING CODE COMPLIANCE OFFICER (NEW POSITION)		
1.53 TOTAL		1.1 TOTAL		1.07 TOTAL	
<u>EMERGENCY SERVICES (2750)</u>		<u>EMERGENCY SERVICES (2750)</u>		<u>EMERGENCY SERVICES (2750)</u>	
	1 SHERIFF SERGEANT		1 SHERIFF SERGEANT		1 SHERIFF SERGEANT
1.00 TOTAL		1 TOTAL		1 TOTAL	
<u>PLANNING DEPARTMENT (2780)</u>		<u>PLANNING DEPARTMENT (2780)</u>		<u>PLANNING DEPARTMENT (2780)</u>	
CHG	0.06 COMMUNITY DEVELOPMENT DIRECTOR		0.06 COMMUNITY DEVELOPMENT DIRECTOR	CHG	0.04 COMMUNITY DEVELOPMENT DIRECTOR
	1 PLANNING DIRECTOR		1 PLANNING DIRECTOR		1 PLANNING DIRECTOR
CHG	1 PLANNER II	CHG	2 PLANNER III	CHG	2 PLANNER III
CHG	0 SENIOR ADMINISTRATIVE ASSISTANT		1 ADMINISTRATIVE SECRETARY		1 ADMINISTRATIVE SECRETARY
CHG	1 ADMINISTRATIVE SECRETARY				
3.06 TOTAL		4.06 TOTAL		4.04 TOTAL	
<u>ANIMAL CONTROL (2790)</u>		<u>ANIMAL CONTROL (2790)</u>		<u>ANIMAL CONTROL (2790)</u>	
	0.2 GSA DIRECTOR		0.2 GSA DIRECTOR		0.2 GSA DIRECTOR
	1 ANIMAL CONTROL DIRECTOR		1 ANIMAL CONTROL DIRECTOR		1 ANIMAL CONTROL DIRECTOR
	1 ANIMAL CONTROL OFFICE COORDINATOR		1 ANIMAL CONTROL OFFICE COORDINATOR		1 ANIMAL CONTROL OFFICE COORDINATOR
	1 ANIMAL CONTROL OFFICER II		1 ANIMAL CONTROL OFFICER II		1 ANIMAL CONTROL OFFICER II
	1.4 ANIMAL CONTROL OFFIC. I (1 PART-TIME, 1 FULL TIME)		1.4 ANIMAL CONTROL OFFIC. I (1 PART-TIME, 1 FULL TIME)		1.4 ANIMAL CONTROL OFFIC. I (1 PART-TIME, 1 FULL TIME)
	1 ANIMAL CARE TECHNICIAN II		1 ANIMAL CARE TECHNICIAN II		1 ANIMAL CARE TECHNICIAN II
	1 ANIMAL CARE TECHNICIAN I		1 ANIMAL CARE TECHNICIAN I		1 ANIMAL CARE TECHNICIAN I
		CHG	0.45 ANIMAL CARE TECHNICIAN I (EXTRA HELP) 940 HOURS		0.45 ANIMAL CARE TECHNICIAN I (EXTRA HELP) 940 HOURS
6.60 TOTAL		7.05 TOTAL		7.05 TOTAL	

**COUNTY OF AMADOR
STATE OF CALIFORNIA
ALLOCATION OF POSITIONS BY DEPT. - FISCAL YEAR 2020-2021
RECOMMENDED BUDGET**

<u>2018-2019 ADOPTED</u>		<u>2019-2020 ADOPTED</u>		<u>2020-2021 RECOMMENDED</u>	
DEPARTMENT OF PUBLIC WORKS (3000)		DEPARTMENT OF PUBLIC WORKS (3000)		DEPARTMENT OF PUBLIC WORKS (3000)	
CHG	0.06 COMMUNITY DEVELOPMENT DIRECTOR	0.06	COMMUNITY DEVELOPMENT DIRECTOR	CHG	0.04 COMMUNITY DEVELOPMENT DIRECTOR
CHG	1 PUBLIC WORKS DIRECTOR		1 PUBLIC WORKS DIRECTOR		1 PUBLIC WORKS DIRECTOR
	1 SENIOR CIVIL ENGINEER	CHG	1 PUBLIC WORKS SENIOR PROJECT MANAGER		1 PUBLIC WORKS SENIOR PROJECT MANAGER
	1 PW MAINTENANCE SUPERINTENDENT	CHG	0 SENIOR CIVIL ENGINEER		1 PW MAINTENANCE SUPERINTENDENT
	1 ACCOUNTANT II		1 PW MAINTENANCE SUPERINTENDENT		1 FISCAL OFFICER
	1 ADMINISTRATIVE TECHNICIAN	CHG	1 FISCAL OFFICER		1 ADMINISTRATIVE ASST II
	1 POWER EQUIPMENT MECHANIC II	CHG	0 ACCOUNTANT II		1 POWER EQUIPMENT MECHANIC II
	2 MAINTENANCE LEAD WORKERS	CHG	0 ADMINISTRATIVE TECHNICIAN		2 MAINTENANCE LEAD WORKERS
	1 MAINTENANCE SUPERVISOR	CHG	1 ADMINISTRATIVE ASST II		1 MAINTENANCE SUPERVISOR
	7 MAINTENANCE WORKERS III		1 POWER EQUIPMENT MECHANIC II		7 MAINTENANCE WORKERS III
CHG	2 MAINTENANCE WORKERS II		2 MAINTENANCE LEAD WORKERS		4 MAINTENANCE WORKERS II
CHG	2 MAINTENANCE WORKER I		1 MAINTENANCE SUPERVISOR		0.5 POWER EQUIPMENT MECHANIC III
	0.5 POWER EQUIPMENT MECHANIC I		7 MAINTENANCE WORKERS III		1.08 MAINTENANCE WORKERS II (EXTRA HELP) 2265 HOURS
	1.08 MAINTENANCE WORKERS II (EXTRA HELP) 2265 HOURS	CHG	4 MAINTENANCE WORKERS II		1 ASST IN CIVIL ENGIN I
	1 ASST IN CIVIL ENGIN I	CHG	0 MAINTENANCE WORKER I		0.5 ADMINISTRATIVE ASSISTANT 1 (PART TIME)
CHG	0.48 ADMINISTRATIVE ASSISTANT 1 (NEW EXTRA HELP) - 999 HRS	CHG	0.5 POWER EQUIPMENT MECHANIC I/II	CHG	0.5 COMMUNITY DEVELOPMENT TECHNICIAN II
			1.08 MAINTENANCE WORKERS II (EXTRA HELP) 2265 HOURS		
			1 ASST IN CIVIL ENGIN I		
		CHG	0.5 ADMINISTRATIVE ASSISTANT 1 (PART TIME)		
		CHG	0.33 COMMUNITY DEVELOPMENT TECHNICIAN II		
23.12 TOTAL		23.47 TOTAL		23.62 TOTAL	
HEALTH DEPARTMENT (4000)		HEALTH DEPARTMENT (4000)		HEALTH DEPARTMENT (4000)	
	0.05 HEATH & HUMAN SERVICES DIRECTOR	0.05	HEATH & HUMAN SERVICES DIRECTOR		0.05 HEATH & HUMAN SERVICES DIRECTOR
	0.6 HEALTH OFFICER		0.6 HEALTH OFFICER		0.6 HEALTH OFFICER
	1 PUBLIC HEALTH DIRECTOR		1 PUBLIC HEALTH DIRECTOR		1 PUBLIC HEALTH DIRECTOR
CHG	0.6 PUBLIC HEALTH NURSE I		0.6 PUBLIC HEALTH NURSE I		0.6 PUBLIC HEALTH NURSE I
	1 REGISTERED NURSE	CHG	0 REGISTERED NURSE		1 PUBLIC HEALTH NURSE II
CHG	0.05 NURSE PRACTITIONER (PART-TIME)	CHG	1 PUBLIC HEALTH NURSE II		1 HEALTH EDUCATOR II
	1 HEALTH EDUCATOR II	CHG	0 NURSE PRACTITIONER (PART-TIME)		4 HEALTH EDUCATOR I
CHG	4 HEALTH EDUCATOR I (3 POSITIONS RECLASSIFIED)		1 HEALTH EDUCATOR II		1.4 HEALTH EDUCATOR I (2 POS PART-TIME)
	1.4 HEALTH EDUCATOR I (2 POS PART-TIME)		4 HEALTH EDUCATOR I		0.4 OUTREACH TECHNICIAN
CHG	0 OUTREACH SPECIALISTS		1.4 HEALTH EDUCATOR I (2 POS PART-TIME)		1 ADMINISTRATIVE TECHNICIAN
CHG	0.4 OUTREACH TECHNICIAN		0.4 OUTREACH TECHNICIAN		1 FISCAL OFFICER
	1 ADMINISTRATIVE TECHNICIAN		1 ADMINISTRATIVE TECHNICIAN		0.6 ADMINISTRATIVE ASSISTANT, SENIOR (PART TIME) - 1,253 HRS
CHG	0.05 PUBLIC HEALTH NURSE II (EXTRA HELP) 104 HOURS	CHG	0 PUBLIC HEALTH NURSE II (EXTRA HELP) 104 HOURS		
	1 FINANCE AND ADMINISTRATIVE SUPERVISOR	CHG	0 FINANCE AND ADMINISTRATIVE SUPERVISOR		
CHG	0.6 ADMINISTRATIVE ASSISTANT, SENIOR (PART TIME) - 1,253 HRS	CHG	1 FISCAL OFFICER (RECLASSIFIED)		
CHG	0 OUTREACH SPECIALIST (EXTRA HELP 940 HOURS)	CHG	0.6 ADMINISTRATIVE ASSISTANT, SENIOR (PART TIME) - 1,253 HRS		
12.75 TOTAL		12.65 TOTAL		12.65 TOTAL	
ENVIRONMENTAL HEALTH (4030)		ENVIRONMENTAL HEALTH (4030)		ENVIRONMENTAL HEALTH (4030)	
CHG	0.79 COMMUNITY DEVELOPMENT DIRECTOR	CHG	0.72 COMMUNITY DEVELOPMENT DIRECTOR	CHG	0.56 COMMUNITY DEVELOPMENT DIRECTOR
	0 DIRECTOR OF ENVIRONMENTAL HEALTH	CHG	2 ENVIRONMENTAL HEALTH SPECIALIST III		2 ENVIRONMENTAL HEALTH SPECIALIST III
	2.6 ENVIRONMENTAL HEALTH SPECIALIST III	CHG	1 ENVIRONMENTAL HEALTH SPECIALIST II	CHG	1.5 COMMUNITY DEVELOPMENT TECHNICIAN II
	1 ENVIRONMENTAL HEALTH TECHNICIAN II	CHG	0 ENVIRONMENTAL HEALTH TECHNICIAN II	CHG	1 COMMUNITY DEVELOPMENT TECHNICIAN I
	1 ENVIRONMENTAL HEALTH TECHNICIAN I	CHG	1.67 COMMUNITY DEVELOPMENT TECHNICIAN II		
	1 ADMINISTRATIVE TECHNICIAN	CHG	0 ENVIRONMENTAL HEALTH TECHNICIAN I		
		CHG	0 ADMINISTRATIVE TECHNICIAN		
		CHG	0.42 COMMUNITY DEVELOPMENT TECHNICIAN III		
		CHG	0.58 COMMUNITY DEVELOPMENT TECHNICIAN I		
6.39 TOTAL		6.39 TOTAL		5.06 TOTAL	

**COUNTY OF AMADOR
STATE OF CALIFORNIA
ALLOCATION OF POSITIONS BY DEPT. - FISCAL YEAR 2020-2021
RECOMMENDED BUDGET**

<u>2018-2019 ADOPTED</u>		<u>2019-2020 ADOPTED</u>		<u>2020-2021 RECOMMENDED</u>	
BEHAVIORAL HEALTH (4112)		BEHAVIORAL HEALTH (4112)		BEHAVIORAL HEALTH (4112)	
CHG	0.18 HEALTH & HUMAN SERVICES DIRECTOR	0.18	HEALTH & HUMAN SERVICES DIRECTOR	0.18	HEALTH & HUMAN SERVICES DIRECTOR
	0.95 BEHAVIORAL HEALTH CARE DIRECTOR (.05 4113)	0.95	BEHAVIORAL HEALTH CARE DIRECTOR (.05 4113)	CHG	0.94 BEHAVIORAL HEALTH CARE DIRECTOR
	0.97 DEPUTY DIRECTOR FISCAL/ADMINISTRATIVE (.03 4113)	CHG	0 DEPUTY DIRECTOR FISCAL/ADMINISTRATIVE (.03 4113)	CHG	0 FINANCE AND ADMIN SUPERVISOR
	1 PSYCHIATRIST (NEW)	CHG	0.97 FINANCE AND ADMIN SUPERVISOR	CHG	0.94 FISCAL OFFICER (RECLASSIFIED)
	1 CRISIS SERVICES COORDINATOR		1 PSYCHIATRIST		1 PSYCHIATRIST
	0.95 UA & QA COORDINATOR (.05 4113)		1 CRISIS SERVICES COORDINATOR		1 CRISIS SERVICES COORDINATOR
	1 MHSA PROGRAM COORDINATOR	0.95	UA & QA COORDINATOR (.05 4113)		0.95 UA & QA COORDINATOR
	0 BHC PROGRAM MANAGER(COMM SERV)		1 MHSA PROGRAM COORDINATOR		1 MHSA PROGRAM COORDINATOR
	2 BHC CLINICIANS I		4 BHC CLINICIANS I	CHG	2 BHC CLINICIANS I
	3 BHC CLINICIANS II		1 BHC CLINICIANS II	CHG	3 BHC CLINICIANS II
	1 BHC CLINICIAN III		1 BHC CLINICIAN III	CHG	1 BHC CLINICIAN III
	1 BHC NURSE I		1 BHC NURSE I		1 BHC NURSE I
CHG	5.75 PERSONAL SERVICES COORDINATORS(2 NEW POSITIONS)	5.75	PERSONAL SERVICES COORDINATORS	CHG	5 PERSONAL SERVICES COORDINATORS
	2.85 MEDICAL/PSYCH RECORDS CLERKS	2.85	MEDICAL/PSYCH RECORDS CLERKS	CHG	1.9 MEDICAL/PSYCH RECORDS CLERKS
	0.95 SENIOR FINANCE ASSISTANT(.5 4113)	0.95	SENIOR FINANCE ASSISTANT(.5 4113)		0.95 SENIOR FINANCE ASSISTANT
	0.95 ADMINISTRATIVE TECHNICIAN (.05 4113)	0.95	ADMINISTRATIVE TECHNICIAN (.05 4113)	CHG	0 ADMINISTRATIVE TECHNICIAN
	0 TRANSP OFFICER (EXTRA HELP) 1 POS-960 HOURS TOTAL		0 TRANSP OFFICER (EXTRA HELP) 1 POS-960 HOURS TOTAL	CHG	0.67 TRANSP OFFICER (PERM PART TIME) 1 POS-1566 HOURS TOTAL
	0.75 TRANSP OFFICER (PERM PART TIME) 1 POS-1566 HOURS TOTAL	0.75	TRANSP OFFICER (PERM PART TIME) 1 POS-1566 HOURS TOTAL	CHG	1.93 CRISIS SERV COUNS (1 FULL TIME, EXTRA HELP -1,934.4 HRS)
	2.7 CRISIS SERV COUNS (1 FULL TIME, EXTRA HELP -3,550 HRS)	2.7	CRISIS SERV COUNS (1 FULL TIME, EXTRA HELP -3,550 HRS)	CHG	0.94 ADMINISTRATIVE ASST II
	0 FINANCE ASSISTANT I (.05 4113)		0 FINANCE ASSISTANT I (.05 4113)	CHG	0.16 PSYCHIATRIST-MEDICAL STIPEND
	0.95 FINANCE TECHNICIAN (.05 4113)	0.95	FINANCE TECHNICIAN (.05 4113)	CHG	0.94 FINANCE TECHNICIAN (.05 4113)
					0.95 COMPLIANCE OFFICER
27.95 TOTAL		27.95 TOTAL		26.45 TOTAL	
DRUG / ALCOHOL (4113)		DRUG / ALCOHOL (4113)		DRUG / ALCOHOL (4113)	
CHG	0.04 HEALTH & HUMAN SERVICES DIRECTOR	CHG	0.04 HEALTH & HUMAN SERVICES DIRECTOR		0.04 HEALTH & HUMAN SERVICES DIRECTOR
	0.05 BEHAVIORAL HEALTH CARE DIRECTOR		0.05 BEHAVIORAL HEALTH CARE DIRECTOR		0.05 BEHAVIORAL HEALTH CARE DIRECTOR
	1 BHC SUPERVISOR		1 BHC SUPERVISOR	CHG	0 BHC SUPERVISOR
CHG	2 BHC COUNSELOR II	CHG	1 BHC COUNSELOR II	CHG	0.9 BHC PRGM MGR-COMM SERV
CHG	0 BHC COUNSELOR I	CHG	1 BHC COUNSELOR I		1 BHC COUNSELOR II
	0.05 SENIOR FINANCE ASSISTANT		0.05 SENIOR FINANCE ASSISTANT		1 BHC COUNSELOR I
	0.03 DEPUTY DIRECTOR FISCAL/ADMINISTRATIVE	CHG	0 DEPUTY DIRECTOR FISCAL/ADMINISTRATIVE		0.05 SENIOR FINANCE ASSISTANT
	0.05 ADMINISTRATIVE TECHNICIAN (.95 4112)	CHG	0.03 FINANCE AND ADMIN SUPERVISOR	CHG	0 FINANCE AND ADMIN SUPERVISOR
	0.05 UA & QA COORDINATOR (.95 4112)		0.05 ADMINISTRATIVE TECHNICIAN (.95 4112)	CHG	0.05 FISCAL OFFICER (RECLASSIFIED)
	0.15 MEDICAL/PSYCH RECORDS CLERKS (1.9 4112)		0.05 UA & QA COORDINATOR (.95 4112)	CHG	0 ADMINISTRATIVE TECHNICIAN
	0.05 FINANCE TECHNICIAN		0.15 MEDICAL/PSYCH RECORDS CLERKS (1.9 4112)	CHG	0 FINANCE ASSISTANT II
			0.05 FINANCE TECHNICIAN	CHG	0.05 ADMINISTRATIVE ASST. II
				CHG	0.05 UA & QA COORDINATOR
				CHG	0.1 MEDICAL/PSYCH RECORDS CLERKS
				CHG	0.05 FINANCE TECHNICIAN
				CHG	0.05 COMPLIANCE OFFICER
3.47 TOTAL		3.47 TOTAL		3.39 TOTAL	
		BUENA VISTA CASINO MITIG-GAMBLING & SUB ABUSE (4115)		BUENA VISTA CASINO MITIG-GAMBLING & SUB ABUSE (4115)	
		CHG	1 BEHAVIORAL HEALTH CARE COUNSELOR III		1 BEHAVIORAL HEALTH CARE COUNSELOR I
				CHG	0.01 FINANCE TECHNICIAN
				CHG	0.1 BHC PRGM MGR-COMM SERV
				CHG	0.01 BEHAVIORAL HEALTH CARE DIRECTOR
				CHG	0 FINANCE AND ADMIN SUPERVISOR
				CHG	0.01 FISCAL OFFICER (RECLASSIFIED)
					0.01 ADMINISTRATIVE ASST. II
0.00 TOTAL		1 TOTAL		1.14 TOTAL	
WASTE MANAGEMENT (4400)		WASTE MANAGEMENT (4400)		WASTE MANAGEMENT (4400)	
	1 DIRECTOR SOLID WASTE PROG/AIR POLL CONT OFFICER		1 DIRECTOR SOLID WASTE PROG/AIR POLL CONT OFFICER		0 DIRECTOR SOLID WASTE PROG/AIR POLL CONT OFFICER
					0.75 DIRECTOR SOLID WASTE PROG/COUNTY SAFETY OFFCR (RECLASSIFIED)
1.00 TOTAL		1 TOTAL		0.75 TOTAL	

COUNTY OF AMADOR
STATE OF CALIFORNIA
ALLOCATION OF POSITIONS BY DEPT. - FISCAL YEAR 2020-2021
RECOMMENDED BUDGET

<u>2018-2019 ADOPTED</u>		<u>2019-2020 ADOPTED</u>		<u>2020-2021 RECOMMENDED</u>	
DEPARTMENT OF SOCIAL SERVICES (5106)		DEPARTMENT OF SOCIAL SERVICES (5106)		DEPARTMENT OF SOCIAL SERVICES (5106)	
CHG	0.7 HEALTH & HUMAN SERVICES DIRECTOR (INCREASED HOURS)	0.7	HEALTH & HUMAN SERVICES DIRECTOR	0.7	HEALTH & HUMAN SERVICES DIRECTOR
	1 FISCAL OFFICER	1	FISCAL OFFICER	1	FISCAL OFFICER
	1 ADMINISTRATIVE SUPERVISOR	1	ADMINISTRATIVE SUPERVISOR	1	ADMINISTRATIVE SUPERVISOR
	1 SYSTEM SUPPORT ANALYST	1	SYSTEM SUPPORT ANALYST	1	SYSTEM SUPPORT ANALYST
	1 STAFF SERVICES ANALYST II		STAFF SERVICES ANALYST II	CHG	3 STAFF SERVICES ANALYST II
	2 STAFF SERVICES ANALYST I		STAFF SERVICES ANALYST I	CHG	1 STAFF SERVICES ANALYST I
	1 SOCIAL SERVICES PROGRAM MANAGER I	1	SOCIAL SERVICES PROGRAM MANAGER I	1	SOCIAL SERVICES PROGRAM MANAGER I
	2 SOCIAL WORKER SUPERVISOR	2	SOCIAL WORKER SUPERVISOR	2	SOCIAL WORKER SUPERVISOR
	4 SOCIAL WORKERS III	CHG	7 SOCIAL WORKERS III	CHG	7 SOCIAL WORKERS III
	5 SOCIAL WORKERS II	CHG	2 SOCIAL WORKERS I/II		2 SOCIAL WORKERS I/II
	2 ELIGIBILITY SUPERVISOR	CHG	2 ELIGIBILITY SUPERVISOR		2 ELIGIBILITY SUPERVISOR
	3 ELIGIBILITY WORKERS III		ELIGIBILITY WORKERS III		3 ELIGIBILITY WORKERS III
	12 ELIGIBILITY WORKERS II		12 ELIGIBILITY WORKERS I/II		13 ELIGIBILITY WORKERS I/II
CHG	1 ELIGIBILITY WORKERS I	CHG	1 EMPLOYMENT & TRAINING WORKER III		1 EMPLOYMENT & TRAINING WORKER III
CHG	1 EMPLOYMENT & TRAINING WORKER II	CHG	0 EMPLOYMENT & TRAINING WORKER II	CHG	0 EMPLOYMENT & TRAINING WORKER I
	1 EMPLOYMENT & TRAINING WORKER I		1 EMPLOYMENT & TRAINING WORKER I		1 FINANCE TECHNICIAN
	1 FINANCE TECHNICIAN		1 FINANCE TECHNICIAN		1 ADMINISTRATIVE ASSISTANT, SR.
	1 ADMINISTRATIVE ASSISTANT, SR.		1 ADMINISTRATIVE ASSISTANT, SR.		3 ADMINISTRATIVE ASSISTANTS II
	3 ADMINISTRATIVE ASSISTANTS II		3 ADMINISTRATIVE ASSISTANTS II		1 ADMINISTRATIVE ASSISTANTS I
	1 ADMINISTRATIVE ASSISTANTS I		1 ADMINISTRATIVE ASSISTANTS I		2 SOCIAL SERVICES AIDE
	2 SOCIAL SERVICES AIDE		2 SOCIAL SERVICES AIDE		0.48 ADMINISTRATIVE ASSISTANT I (EXTRA HELP) 999 HOURS
		CHG	0.48 ADMINISTRATIVE ASSISTANT II (EXTRA HELP) 999 HOURS		
46.70 TOTAL		46.18 TOTAL		47.18 TOTAL	
VETERANS SERVICE OFFICER (5500)		VETERANS SERVICE OFFICER (5500)		VETERANS SERVICE OFFICER (5500)	
	1 VETERANS SERVICE OFFICER		1 VETERANS SERVICE OFFICER		1 VETERANS SERVICE OFFICER
1.00 TOTAL		1 TOTAL		1 TOTAL	
COUNTY LIBRARY (6200)		COUNTY LIBRARY (6200)		COUNTY LIBRARY (6200)	
	1 LIBRARIAN		1 LIBRARIAN		1 LIBRARIAN
	3 LIBRARY TECHNICIANS		3 LIBRARY TECHNICIANS		3 LIBRARY TECHNICIANS
	0.75 LIBRARY LITERACY PROGRAM COORDINATOR	0.75	LIBRARY LITERACY PROGRAM COORDINATOR	0.75	LIBRARY LITERACY PROGRAM COORDINATOR
	1.38 LIBRARY ASSISTANTS (3 PART-TIME .46 HRS)	1.38	LIBRARY ASSISTANTS (3 PART-TIME .46 HRS)	1.38	LIBRARY ASSISTANTS (3 PART-TIME .46 HRS)
CHG	0.31 LIBRARY ASSISTANT (NEW EXTRA HELP) - 652.5 HRS		0.31 LIBRARY ASSISTANT (EXTRA HELP) - 652.5 HRS		0.31 LIBRARY ASSISTANT (EXTRA HELP) - 652.5 HRS
6.44 TOTAL		6.44 TOTAL		6.44 TOTAL	
ARCHIVES (7210)		ARCHIVES (7210)		ARCHIVES (7210)	
CHG	0 RECORDS MANAGER	0.4	RECORDS & VOLUNTEER ADMINISTRATOR (RECLASSIFICATION)	0.4	RECORDS & VOLUNTEER ADMINISTRATOR (RECLASSIFICATION)
CHG	0.4 RECORDS & VOLUNTEER ADMINISTRATOR (RECLASSIFICATION)				
0.40 TOTAL		0.4 TOTAL		0.4 TOTAL	

COUNTY OF AMADOR
STATE OF CALIFORNIA
ALLOCATION OF POSITIONS BY DEPT. - FISCAL YEAR 2020-2021
RECOMMENDED BUDGET

<u>2018-2019 ADOPTED</u>		<u>2019-2020 ADOPTED</u>		<u>2020-2021 RECOMMENDED</u>
<u>GENERAL SERVICES ADMIN - MOTOR POOL (7800)</u>				
0.1 GSA DIRECTOR		0.1 GSA DIRECTOR		0.1 GSA DIRECTOR
1 POWER EQUIPMENT MECHANIC III		1 POWER EQUIPMENT MECHANIC III		1 POWER EQUIPMENT MECHANIC III
0.5 POWER EQUIPMENT MECHANIC I	CHG	1 POWER EQUIPMENT MECHANIC II		1 POWER EQUIPMENT MECHANIC II
0.63 FISCAL OFFICER	CHG	0 POWER EQUIPMENT MECHANIC I		0.63 PURCHASING MANAGER
	CHG	0 FISCAL OFFICER		
	CHG	0.63 PURCHASING MANAGER		
2.23 TOTAL		2.73 TOTAL		2.73 TOTAL
<u>GENERAL SERVICES ADMIN - SUPPORT SVS (7820)</u>				
0.2 GSA DIRECTOR	CHG	0.1 GSA DIRECTOR		0.1 GSA DIRECTOR
0.2 SENIOR ADMIN ANALYST	CHG	0 SENIOR ADMIN ANALYST		1 ADMINISTRATIVE TECHNICIAN
0.3 ADMINISTRATIVE SECRETARY	CHG	1 ADMINISTRATIVE TECHNICIAN		0.3 ADMINISTRATIVE ASSISTANT II
1 PURCHASING ASSISTANT	CHG	0 ADMINISTRATIVE SECRETARY		1 MAIL CLERK
1 MAIL CLERK	CHG	0.3 ADMINISTRATIVE ASSISTANT II		0.37 PURCHASING MANAGER
0.37 FISCAL OFFICER	CHG	0 PURCHASING ASSISTANT		
		1 MAIL CLERK		
	CHG	0 FISCAL OFFICER		
	CHG	0.37 PURCHASING MANAGER		
3.07 TOTAL		2.77 TOTAL		2.77 TOTAL
<u>AIRPORT (7900)</u>				
1 AIRPORT MANAGER		1 AIRPORT MANAGER		1 AIRPORT MANAGER
1.00 TOTAL		1 TOTAL		1 TOTAL
<u>INSURANCE (7961)</u>				
1 RISK MANAGER		1 RISK MANAGER	CHG	0 RISK MANAGER
			CHG	0.75 HR/RISK ADMINISTRATOR
			CHG	0.25 DIRECTOR SOLID WASTE PROG/COUNTY SAFETY OFFCR (RECLASSIFIED)
1.00 TOTAL		1 TOTAL		1 TOTAL
374.48 GRAND TOTAL		395.48 GRAND TOTAL		392.55 GRAND TOTAL

COUNTY OF AMADOR
 Summary of Fixed Assets
 Fiscal Year 2020-2021
 Recommended Budget

<u>ACO COUNTY IMPROVEMENT -1810</u>		
CAPITAL IMPROVEMENTS (MINOR PROJECTS)	\$150,000	
LIBRARY REPAIRS	\$400,000	
DA HVAC	\$133,000	
GRAND TOTAL-CAPITAL IMPROVEMENTS	\$683,000	
<u>ACO COUNTY IMPROVEMENT-JAIL -1815</u>		
CAPITAL IMPROVEMENTS-JAIL	\$2,365,581	
<u>BUENA VISTA CASINO MITIG-SHERIFF - 2215</u>		
NEW LOCKER ROOM WITH LOCKERS, TOILET, SINK	\$350,000	
PATROL VEHICLES (2)	\$149,358	
SERGEANT VEHICLE	\$74,679	
DETECTIVE VEHICLE	\$52,407	
GRAND TOTAL - BV CASINO MITIGATION -SHERIFF	\$626,444	
<u>PROBATION - 2350</u>		
LIVESCAN STATION	\$35,000	
<u>BUENA VISTA CASINO MITIG-PROBATION - 2355</u>		
1 FORD XLT EXPLORER 2020	\$43,000	
<u>AG COMMISSIONER - 2610</u>		
WEIGHTS AND MEASURES TRUCK BED AND CRANE	\$29,816	
<u>PUBLIC WORKS - 3000</u>		
2 MESSAGE SIGN BOARDS @ \$20,000 EACH	\$40,000	
SHAKERIDGE SIGNAL	\$60,000	
CAPITAL IMPROVEMENT ROADS/BRIDGES	\$710,853	
GRAND TOTAL PUBLIC WORKS	\$810,853	
<u>BEHAVIORAL HEALTH -4112</u>		
1 NEW 8 PASSENGER VAN	\$36,000	
<u>SOCIAL SERVICES 5106</u>		
SERVER REPLACEMENT	\$17,600	
<u>GENERAL SERVICES ADMINISTRATION - MOTOR POOL 7800</u>		
EQUIPMENT REPLACEMENT FUND		
1 NEW EXPEDITION WITH BUILD UP	\$68,000	SHERIFF'S OFFICE
2 NEW EXPEDITIONS WITH BUILD UP & STRIPING	\$148,000	SHERIFF'S OFFICE
2 NEW PATROL EXPEDITIONS WITH BUILD UP & STRIPING	\$148,000	SHERIFF'S OFFICE
3 NEW INTERCEPTORS WITH BUILD UP & STRIPING	\$194,400	SHERIFF'S OFFICE
1 NEW CARGO VAN WITH BUILD UP & STRIPING	\$90,500	SHERIFF'S OFFICE
1 NEW INTERCEPTOR WITH BUILD UP	\$64,800	SHERIFF'S OFFICE
BUILD UPS FOR 4 VEHICLES PREVIOUSLY PURCHASED	\$60,000	SHERIFF'S OFFICE
2 NEW F350 4X4 CAB & CHASSIS	\$130,000	PUBLIC WORKS
2 NEW HYUNDAI TUSCON VALUE AWD	\$60,000	DISTRICT ATTORNEY'S OFFICE
1 NEW FORD ESCAPE 4X4	\$36,000	ENVIRONMENTAL HEALTH
SUBTOTAL - EQUIPMENT REPLACEMENT FUND	\$999,700	
HEAVY EQUIPMENT REPLACEMENT FUND		
1 NEW CHIPPER	\$95,000	PUBLIC WORKS
TOTAL - MOTOR POOL EQUIPMENT REPLACEMENT FUNDS	\$1,094,700	
TOTAL	\$5,741,994	

COUNTY OF AMADOR
STATE OF CALIFORNIA
ALL FUNDS SUMMARY
FISCAL YEAR 2020-2021
RECOMMENDED BUDGET

FUND NAME	TOTAL FINANCING SOURCES				TOTAL FINANCING USES			
	ESTIMATED FUND BALANCE UNRESERVED/ UNDESIGNATED JUNE 30, 2020	DECREASES TO RESERVES/ DESIGNATIONS/ NET ASSETS	ADDITIONAL FINANCING SOURCES	TOTAL FINANCING SOURCES	FINANCING USES	INCREASES TO RESERVES/ DESIGNATIONS/ NET ASSETS	TOTAL FINANCING USES	
GOVERNMENTAL FUNDS:								
MEMORIAL HALL	10500	7,153.00	0.00	0.00	7,153.00	0.00	7,153.00	
GENERAL	11000	1,561,013.00	1,976,071.00	41,138,740.00	44,675,824.00	0.00	44,675,824.00	
SOCIAL SERVICES	11600	0.00	0.00	13,312,951.00	13,312,951.00	0.00	13,312,951.00	
BEHAVIORAL HEALTH	11700	0.00	0.00	7,792,428.00	7,792,428.00	0.00	7,792,428.00	
HEALTH	11800	0.00	0.00	3,883,754.00	3,883,754.00	0.00	3,883,754.00	
ROAD	12000	1,899,909.00	0.00	11,516,411.00	13,416,320.00	0.00	13,416,320.00	
WATER DEVELOPMENT	15000	619,226.00	0.00	5,018,821.00	5,638,047.00	677,529.00	5,638,047.00	
COUNTY IMPROVEMENT	18100	1,204,189.00	0.00	2,018,071.00	3,222,260.00	0.00	3,222,260.00	
FISH AND GAME	20000	892.00	0.00	600.00	1,492.00	0.00	1,492.00	
LOCAL REVENUE	20500	0.00	0.00	6,785,884.00	6,785,884.00	6,727,719.00	6,785,884.00	
TOTAL GOVERNMENTAL FUNDS		5,292,382.00	1,976,071.00	91,467,660.00	98,736,113.00	97,993,266.00	742,847.00	98,736,113.00
INTERNAL SERVICE FUNDS:								
GSA - MOTOR POOL	28000	93,000.00	1,094,700.00	855,310.00	2,043,010.00	0.00	2,043,010.00	
GSA - SUPPORT SERVICES	28200	61,500.00	0.00	837,682.00	899,182.00	0.00	899,182.00	
COMMUNICATIONS	25200	1,664.00	0.00	117,587.00	119,251.00	0.00	119,251.00	
INSURANCE	26000	1,538,871.00	0.00	1,589,063.00	3,127,934.00	1,564,575.00	3,127,934.00	
TOTAL INTERNAL SERVICE FUNDS		1,695,035.00	1,094,700.00	3,399,642.00	6,189,377.00	4,624,802.00	1,564,575.00	6,189,377.00
ENTERPRISE FUNDS:								
AIRPORT	29000	2,000.00	0.00	577,800.00	579,800.00	548,103.00	31,697.00	579,800.00
TOTAL ENTERPRISE FUNDS		2,000.00	0.00	577,800.00	579,800.00	548,103.00	31,697.00	579,800.00
TRUST FUNDS								
BUENA VISTA CASINO MITIG. OPER. FUND	70000	0.00	0.00	4,650,898.00	4,650,898.00	4,650,898.00	0.00	4,650,898.00
TOTAL TRUST FUNDS		0.00	0.00	4,650,898.00	4,650,898.00	4,650,898.00	0.00	4,650,898.00
SPECIAL DISTRICTS:								
VICTORY LIGHTING, CSA 3;4;5;6;8		297,040.00	175,542.00	165,535.00	638,117.00	46,900.00	591,217.00	638,117.00
TOTAL SPECIAL DISTRICTS		297,040.00	175,542.00	165,535.00	638,117.00	46,900.00	591,217.00	638,117.00
TOTAL OTHER FUNDS		1,994,075.00	1,270,242.00	8,793,875.00	12,058,192.00	9,870,703.00	2,187,489.00	12,058,192.00
TOTAL ALL FUNDS		7,286,457.00	3,246,313.00	100,261,535.00	110,794,305.00	107,863,969.00	2,930,336.00	110,794,305.00

COUNTY OF AMADOR
STATE OF CALIFORNIA
GOVERNMENTAL FUNDS SUMMARY
FISCAL YEAR 2020-2021
RECOMMENDED BUDGET

FUND NAME		TOTAL FINANCING SOURCES			TOTAL FINANCING USES			
		ESTIMATED BALANCE UNRESERVED/ UNDESIGNATED JUNE 30, 2020	DECREASES TO RESERVES/ DESIGNATIONS	ADDITIONAL FINANCING SOURCES	TOTAL FINANCING SOURCES	FINANCING USES	INCREASES TO RESERVES/ DESIGNATIONS	TOTAL FINANCING USES
MEMORIAL HALL	10500	7,153.00	0.00	0.00	7,153.00	0.00	7,153.00	7,153.00
GENERAL	11000	1,561,013.00	1,976,071.00	41,138,740.00	44,675,824.00	44,675,824.00	0.00	44,675,824.00
SOCIAL SERVICES	11600	0.00	0.00	13,312,951.00	13,312,951.00	13,312,951.00	0.00	13,312,951.00
BEHAVIORAL HEALTH	11700	0.00	0.00	7,792,428.00	7,792,428.00	7,792,428.00	0.00	7,792,428.00
HEALTH	11800	0.00	0.00	3,883,754.00	3,883,754.00	3,883,754.00	0.00	3,883,754.00
ROAD	12000	1,899,909.00	0.00	11,516,411.00	13,416,320.00	13,416,320.00	0.00	13,416,320.00
WATER DEVELOPMENT	15000	619,226.00	0.00	5,018,821.00	5,638,047.00	4,960,518.00	677,529.00	5,638,047.00
COUNTY IMPROVEMENT	18100	1,204,189.00	0.00	2,018,071.00	3,222,260.00	3,222,260.00	0.00	3,222,260.00
FISH AND GAME	20000	892.00	0.00	600.00	1,492.00	1,492.00	0.00	1,492.00
LOCAL REVENUE	20500	0.00	0.00	6,785,884.00	6,785,884.00	6,727,719.00	58,165.00	6,785,884.00
GRAND TOTAL		5,292,382.00	1,976,071.00	91,467,660.00	98,736,113.00	97,993,266.00	742,847.00	98,736,113.00

COUNTY OF AMADOR
STATE OF CALIFORNIA
FUND BALANCE GOVERNMENTAL FUNDS
FISCAL YEAR 2020-2021
RECOMMENDED BUDGET

OPERATING FUNDS		ESTIMATED FUND BALANCE JUNE 30, 2020	LESS: FUND BALANCE-RESERVED/DESIGNATED			ESTIMATED FUND BALANCE UNRESERVED/ UNDESIGNATED JUNE 30, 2020
			ENCUMBRANCES	GENERAL & OTHER RESERVES	DESIGNATIONS	
FUND NAME						
MEMORIAL HALL #5	10500	199,347.00	0.00	192,194.00	0.00	7,153.00
GENERAL	11000	11,600,057.00	0.00	9,962,199.00	76,845.00	1,561,013.00
SOCIAL SERVICES	11600	200,000.00	0.00	200,000.00	0.00	0.00
BEHAVIORAL HEALTH	11700	0.00	0.00	0.00	0.00	0.00
HEALTH	11800	85,147.00	0.00	85,147.00	0.00	0.00
ROAD	12000	1,916,463.00	0.00	16,554.00	0.00	1,899,909.00
WATER DEVELOPMENT	15000	2,996,145.00	0.00	2,376,919.00	0.00	619,226.00
COUNTY IMPROVEMENT	18100	1,101,523.00	0.00	(102,666.00)	0.00	1,204,189.00
FISH AND GAME	20000	21,941.00	0.00	21,049.00	0.00	892.00
LOCAL REVENUE	20500	8,422,389.00	0.00	8,422,389.00	0.00	0.00
GRAND TOTAL		26,543,012.00	0.00	21,173,785.00	76,845.00	5,292,382.00
NON-OPERATING FUNDS		ESTIMATED FUND BALANCE JUNE 30, 2020	ENCUMBRANCES	GENERAL & OTHER RESERVES	DESIGNATIONS	ESTIMATED UNDESIGNATED JUNE 30, 2020
COUNTY TRUST	31100	9,461,879.00	0.00	0.00	9,461,879.00	0.00
SPECIAL REVENUE TRUST	31101	1,000,283.00	0.00	0.00	1,000,283.00	0.00
TOTAL NON-OPERATING FUNDS		10,462,162.00	0.00	0.00	10,462,162.00	0.00

COUNTY OF AMADOR
STATE OF CALIFORNIA
DETAIL OF PROVISIONS FOR RESERVES/DESIGNATIONS
(WITH SUPPLEMENTAL DATA AFFECTING RESERVES/DESIGNATION BALANCES)
FISCAL YEAR 2020-2021
RECOMMENDED BUDGET

State Controller
County Budget Act

SCHEDULE 4

	AMOUNT MADE AVAILABLE FOR FINANCING BY CANCELLATION		INCREASES OR NEW RESERVES DESIGNATION TO BE PROVIDED IN BUDGET YEAR			ESTIMATED TOTAL RESERVES/ DESIGNATIONS FOR BUDGET YEAR
	RESERVES/ DESIGNATIONS BALANCE AS OF JUNE 30, 2020	RECOMMENDED	APPROVED/ ADOPTED BY THE BOARD OF SUPERVISORS	RECOMMENDED	APPROVED/ ADOPTED BY THE BOARD OF SUPERVISORS	
OPERATING FUNDS						
MEMORIAL HALL DESIGNATED FOR TRUST	192,194.00	0.00	0.00	7,153.00	0.00	199,347.00
GENERAL						
GENERAL RESERVE	8,812,444.00	1,976,071.00	0.00	0.00	0.00	6,836,373.00
PAYROLL RESERVE	1,149,755.00	0.00	0.00	0.00	0.00	1,149,755.00
SERVICE AREA DESIGNATION	76,845.00	0.00	0.00	0.00	0.00	76,845.00
SOCIAL SERVICES	200,000.00	0.00	0.00	0.00	0.00	200,000.00
BEHAVIORAL HEALTH	0.00	0.00	0.00	0.00	0.00	0.00
HEALTH	85,147.00	0.00	0.00	0.00	0.00	85,147.00
ROAD	16,554.00	0.00	0.00	0.00	0.00	16,554.00
WATER DEVELOPMENT	2,376,919.00	0.00	0.00	677,529.00	0.00	3,054,448.00
COUNTY IMPROVEMENT	(102,666.00)	0.00	0.00	0.00	0.00	(102,666.00)
FISH AND GAME	21,049.00	0.00	0.00	0.00	0.00	21,049.00
LOCAL REVENUE	8,422,389.00	0.00	0.00	58,165.00	0.00	8,480,554.00
TOTAL	21,250,630.00	1,976,071.00	0.00	742,847.00	0.00	20,017,406.00

COUNTY OF AMADOR
STATE OF CALIFORNIA
SUMMARY OF ESTIMATED ADDITIONAL FINANCING SOURCES
ESTIMATED REVENUE, OTHER FINANCING SOURCES AND RESIDUAL EQUITY TRANSFERS
FISCAL YEAR 2020-2021
RECOMMENDED BUDGET

State Controller
County Budget Act

SCHEDULE 5

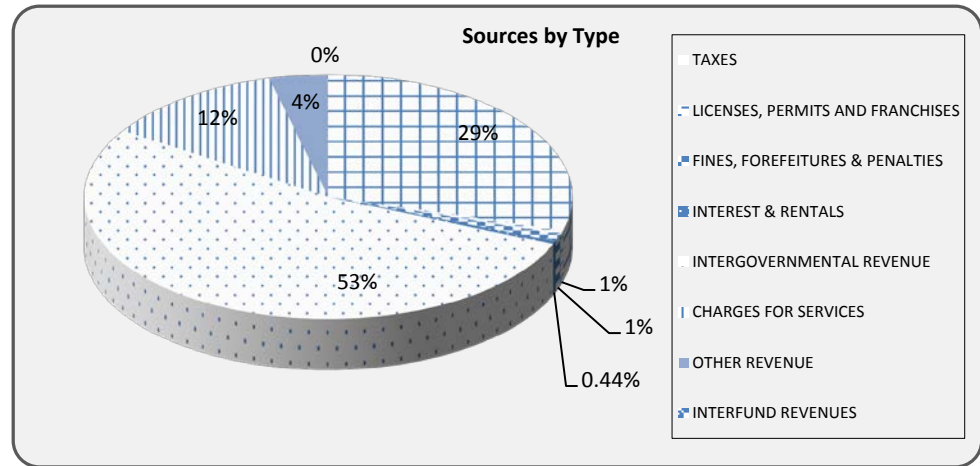
DESCRIPTION	ACTUAL 2017-2018	ACTUAL 2018-2019	ADOPTED 2019-2020	RECOMMENDED 2020-2021
SUMMARIZATION BY SOURCE:				
TAXES	24,886,054.57	26,314,431.18	27,140,751.00	26,876,021.00
LICENSES, PERMITS AND FRANCHISES	780,603.63	704,391.68	502,320.00	521,780.00
FINES, FORFEITURES AND PENALTIES	854,465.32	2,819,831.02	1,068,966.00	867,100.00
INTEREST AND RENTALS	514,338.24	542,906.81	343,276.00	404,851.00
INTERGOVERNMENTAL REVENUE	37,877,278.46	37,319,150.80	38,758,967.00	48,250,780.00
CHARGES FOR SERVICES	8,451,883.64	8,022,795.18	11,962,800.00	10,990,951.00
OTHER REVENUE	1,198,242.20	1,995,976.48	3,153,769.00	3,484,277.00
INTERFUND REVENUES	132,967.67	145,661.94	80,900.00	71,900.00
TOTAL FINANCING SOURCES	74,695,833.73	77,865,145.09	83,011,749.00	91,467,660.00
SUMMARIZATION BY FUND:				
MEMORIAL HALL #5	10500 1,778.02	2,567.73	0.00	0.00
GENERAL	11000 37,519,154.86	41,324,678.33	40,432,197.00	41,138,740.00
SOCIAL SERVICES	11600 11,353,111.16	11,193,148.50	12,061,108.00	13,312,951.00
BEHAVIORAL HEALTH	11700 6,714,327.68	6,517,551.86	7,612,251.00	7,792,428.00
HEALTH	11800 3,276,088.58	3,669,995.18	3,798,792.00	3,883,754.00
ROAD	12000 7,340,909.02	8,123,488.90	10,446,275.00	11,516,411.00
WATER DEVELOPMENT	15000 1,585,766.25	51,150.82	27,500.00	5,018,821.00
COUNTY IMPROVEMENT	18100 403,038.42	196,769.71	2,005,306.00	2,018,071.00
FISH AND GAME	20000 933.59	709.31	700.00	600.00
LOCAL REVENUE	20500 6,500,726.15	6,785,084.75	6,627,620.00	6,785,884.00
TOTAL FINANCING SOURCES	74,695,833.73	77,865,145.09	83,011,749.00	91,467,660.00

COUNTY OF AMADOR
STATE OF CALIFORNIA
SUMMARY OF ESTIMATED FINANCIAL SOURCES - CHARTS
FISCAL YEAR 2020-2021
RECOMMENDED BUDGET

SCHEDULE 5-A

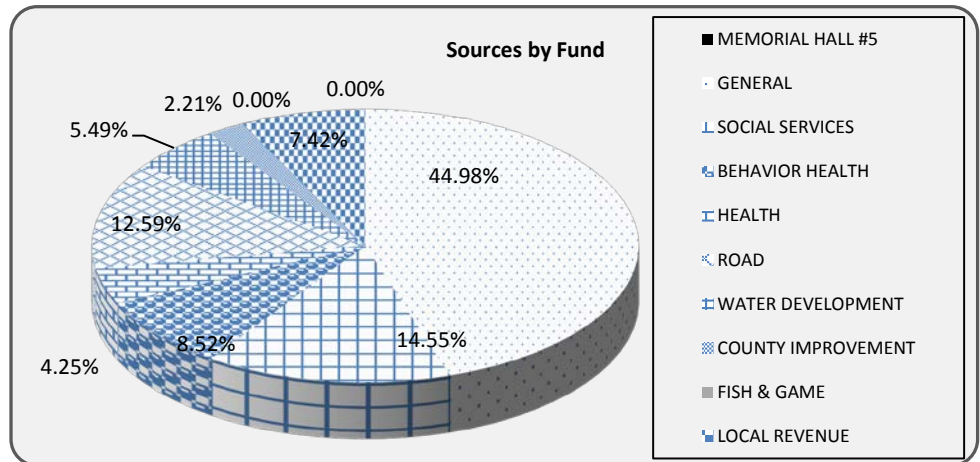
DESCRIPTION

SUMMARIZATION BY TYPE	RECOMMENDED 2020-2021
TAXES	\$26,876,021.00
LICENSES, PERMITS AND FRANCHISES	\$521,780.00
FINES, FOREFEITURES & PENALTIES	\$867,100.00
INTEREST & RENTALS	\$404,851.00
INTERGOVERNMENTAL REVENUE	\$48,250,780.00
CHARGES FOR SERVICES	\$10,990,951.00
OTHER REVENUE	\$3,484,277.00
INTERFUND REVENUES	\$71,900.00
TOTAL FINANCING SOURCES BY TYPE	\$91,467,660.00



SUMMARIZATION BY FUND

MEMORIAL HALL #5	\$0.00
GENERAL	\$41,138,740.00
SOCIAL SERVICES	\$13,312,951.00
BEHAVIOR HEALTH	\$7,792,428.00
HEALTH	\$3,883,754.00
ROAD	\$11,516,411.00
WATER DEVELOPMENT	\$5,018,821.00
COUNTY IMPROVEMENT	\$2,018,071.00
FISH & GAME	\$600.00
LOCAL REVENUE	\$6,785,884.00
TOTAL FINANCING SOURCES BY FUND	\$91,467,660.00



COUNTY OF AMADOR
STATE OF CALIFORNIA
DETAIL OF ADDITIONAL FINANCING SOURCES BY FUND AND ACCOUNT
FISCAL YEAR 2020-2021
RECOMMENDED BUDGET

FUND	FINANCING SOURCE CATEGORY	FINANCING SOURCE ACCOUNT	ACTUAL 2017-2018	ACTUAL 2018-2019	ADOPTED 2019-2020	RECOMMENDED 2020-2021
INTEREST AND RENTALS						
10500	MEMORIAL HALL	44100 INTEREST 101150	\$1,778.02	\$2,567.73	\$0.00	\$0.00
		TOTAL-INTEREST AND RENTALS	\$1,778.02	\$2,567.73	\$0.00	\$0.00
10500	MEMORIAL HALL	TOTAL FUND FINANCING SOURCES	\$1,778.02	\$2,567.73	\$0.00	\$0.00
TAXES						
11000	GENERAL	41010 CURRENT SECURED	\$15,986,697.41	\$16,815,737.89	\$17,636,558.00	\$18,196,620.00
11000	GENERAL	41020 CURRENT UNSECURED	\$244,323.93	\$210,852.55	\$250,000.00	\$200,000.00
11000	GENERAL	41100 PRIOR UNSECURED	\$6,565.07	\$3,826.91	\$6,600.00	\$3,500.00
11000	GENERAL	41120 SUPPLEMENTAL ROLL	\$282,106.71	\$351,193.65	\$200,000.00	\$200,000.00
11000	GENERAL	41121 PRIOR SUPPLEMENTAL	\$8,490.91	\$19,481.71	\$10,000.00	\$10,000.00
11000	GENERAL	41125 TAX NEUTRALITY	\$83.29	\$0.00	\$0.00	\$0.00
11000	GENERAL	41130 PROP TAX IN LIEU VLF	\$4,377,025.16	\$4,581,669.61	\$4,797,466.00	\$4,989,365.00
11000	GENERAL	41160 SALES AND USE TAXES	\$2,952,716.36	\$3,115,828.07	\$3,221,766.00	\$2,387,527.00
11000	GENERAL	41180 FRANCHISE TAXES	\$418,488.21	\$448,770.83	\$430,000.00	\$435,000.00
11000	GENERAL	41200 ROOM OCCUPANCY TAXES	\$265,861.87	\$288,192.86	\$309,850.00	\$175,498.00
11000	GENERAL	41210 TRANSFER TAXES	\$343,695.65	\$314,428.10	\$278,511.00	\$278,511.00
		TOTAL-TAXES	\$24,886,054.57	\$26,149,982.18	\$27,140,751.00	\$26,876,021.00
LICENSES AND PERMITS						
11000	GENERAL	42100 ANIMAL LICENSES	\$27,332.00	\$27,553.00	\$30,000.00	\$30,000.00
11000	GENERAL	42120 CONSTRUCTION PERMITS	\$369,541.19	\$411,296.80	\$340,540.00	\$385,000.00
11000	GENERAL	42130 GRADING PERMITS	\$37,114.57	\$10,484.90	\$25,000.00	\$0.00
11000	GENERAL	42140 ZONING PERMITS	\$61,461.50	\$54,580.32	\$50,000.00	\$50,000.00
11000	GENERAL	42160 OTHER LICENSES AND PERMITS	\$11,620.00	\$11,402.00	\$11,530.00	\$11,530.00
		TOTAL-LICENSES AND PERMITS	\$507,069.26	\$515,317.02	\$457,070.00	\$476,530.00
FINES, FORFEITS AND PENALTIES						
11000	GENERAL	43190 JUSTICE COURT-GENERAL FINES	\$13,917.98	\$9,195.64	\$10,000.00	\$10,000.00
11000	GENERAL	43195 FINES AND FEES AB233	\$421,025.60	\$331,540.66	\$360,000.00	\$360,000.00
11000	GENERAL	43210 OTHER COURT FINES (GENERAL)	\$4,739.14	\$3,907.26	\$3,000.00	\$3,000.00
11000	GENERAL	43221 PROBATION FEES	\$55,091.29	\$51,601.05	\$40,000.00	\$35,000.00
11000	GENERAL	43233 EXCESS TAX LOSS RESERVE	\$0.00	\$2,000,000.00	\$244,753.00	\$0.00
11000	GENERAL	43300 TOBACCO SETTLEMENT	\$337,671.00	\$403,133.00	\$390,763.00	\$374,639.00
		TOTAL-FINES, FORFEITS AND PENALTIES	\$832,445.01	\$2,799,377.61	\$1,048,516.00	\$782,639.00
INTEREST AND RENTALS						
11000	GENERAL	44100 INTEREST 101110	\$263,271.18	\$318,487.15	\$288,265.00	\$289,965.00
11000	GENERAL	44200 RENTALS	\$26,707.82	\$21,624.01	\$5,400.00	\$52,560.00
		TOTAL-INTEREST AND RENTALS	\$289,979.00	\$340,111.16	\$293,665.00	\$342,525.00
INTERGOVERNMENTAL REVENUE						
11000	GENERAL	45070 STATE MOTOR VEHICLE IN-LIEU TAX	\$16,863.11	\$15,274.76	\$14,500.00	\$14,500.00
11000	GENERAL	45220 STATE AID FOR AGRICULTURE	\$247,501.58	\$308,534.96	\$329,927.00	
11000	GENERAL	45230 STATE AID FOR CIVIL DEFENSE	\$127,570.00	\$182,616.00	\$216,000.00	\$216,000.00
11000	GENERAL	45240 STATE AID - OTHER	\$1,349,354.23	\$1,337,691.50	\$1,271,018.00	\$1,573,466.00
11000	GENERAL	45242 STATE AID - PUBLIC SAFETY	\$2,419,011.30	\$2,500,627.84	\$2,585,650.00	\$2,157,144.00
11000	GENERAL	45250 STATE AID FOR VETERANS AFFAIRS	\$38,032.00	\$38,622.00	\$38,000.00	\$38,000.00

COUNTY OF AMADOR
 STATE OF CALIFORNIA
 DETAIL OF ADDITIONAL FINANCING SOURCES BY FUND AND ACCOUNT
 FISCAL YEAR 2020-2021
 RECOMMENDED BUDGET

11000 GENERAL	45260 STATE HOMEOWNERS PROPERTY TAX RELIEF	\$190,221.72	\$192,977.26	\$190,000.00	\$190,000.00
11000 GENERAL	45330 STATE TIMBER TAX LOSS	\$24,387.42	\$28,397.93	\$22,000.00	\$22,000.00
11000 GENERAL	45440 STATE AID FOR PATROL BOAT	\$111,111.05	\$117,280.08	\$129,900.00	\$129,900.00
11000 GENERAL	45470 STATE VICTIM WITNESS PROGRAM	\$180,406.00	\$159,212.00	\$262,906.00	\$262,906.00
11000 GENERAL	45481 STC TRAINING REIMBURSEMENT	\$6,665.00	\$23,220.00	\$6,510.00	\$10,510.00
11000 GENERAL	45485 STATE-RURAL CRIME AB443	\$0.00	\$0.00	\$0.00	\$75,000.00
11000 GENERAL	45490 STATE MANDATE COST	\$9,941.00	\$3,976.00	\$5,515.00	\$5,515.00
11000 GENERAL	45491 STATE COURT COST 4750 PC	\$670,383.00	\$737,747.00	\$646,204.00	\$670,689.00
11000 GENERAL	45502 P.O.S.T.	\$2,868.43	\$963.40	\$20,000.00	\$20,000.00
11000 GENERAL	45520 FEDERAL PUBLIC ASSISTANCE ADMINISTRATION	\$5,386.00	\$1,572.00	\$0.00	\$342,086.00
11000 GENERAL	45540 FEDERAL PUBLIC ASSISTANCE	\$8,296.33	\$7,516.33	\$7,000.00	\$7,000.00
11000 GENERAL	45580 FEDERAL FOREST RESERVE	\$0.00	\$17,840.17	\$0.00	\$0.00
11000 GENERAL	45590 FEDERAL P.I.L.T.	\$175,159.51	\$106,735.48	\$40,000.00	\$40,000.00
11002 GENERAL	45630 FEDERAL OTHER	\$124,260.53	\$25,915.45	\$50,700.00	\$257,839.00
	TOTAL-AID OTHER GOVERNMENTAL AGENCIES	\$5,707,418.21	\$5,806,720.16	\$5,835,830.00	\$6,032,555.00

CHARGES FOR SERVICES

11000 GENERAL	46009 CHARGES FOR SERVICES	\$173,279.00	\$300,165.39	\$217,250.00	\$111,750.00
11000 GENERAL	460099 CHARGES CO LOCAL REVENUE	\$1,789,003.19	\$1,449,888.05	\$1,526,813.00	\$1,588,371.00
11000 GENERAL	46106 APPEAL FEES	\$450.00	\$300.00	\$600.00	\$600.00
11000 GENERAL	46640 ASSESSMENT AND TAX COLLECTION FEES	\$243,624.56	\$236,353.66	\$162,150.00	\$162,150.00
11000 GENERAL	46641 TAX COLLECTOR'S FEES	\$51,282.11	\$38,745.17	\$50,000.00	\$40,000.00
11000 GENERAL	46650 TAX COLLECTOR PUBLICATIONS	\$207.36	\$12.96	\$150.00	\$150.00
11000 GENERAL	46671 RECORDER MODERNIZATION	\$90,023.87	\$15,818.62	\$997.00	\$10,997.00
11000 GENERAL	46672 SOCIAL SECURITY TRUNCATION TRUST FUND	\$0.00	\$0.00	\$0.00	\$3,900.00
11000 GENERAL	46675 VITAL RECORDS	\$0.00	\$0.00	\$9,750.00	\$0.00
11000 GENERAL	46691 PUBLIC CONSERVATORS FEES	\$15,370.83	\$11,047.00	\$13,130.00	\$13,130.00
11000 GENERAL	46693 COUNTY COUNSEL FEES	\$8,191.70	\$1,208.80	\$18,674.00	\$5,000.00
11000 GENERAL	46694 SUPERIOR CT ATTY FEES REIMB.	\$1,629.01	\$2,864.70	\$5,000.00	\$5,000.00
11000 GENERAL	46710 PLANNING AND SURVEYING SERVICES	\$26,148.65	\$32,582.90	\$28,000.00	\$23,000.00
11000 GENERAL	46711 PLAN/ENGINEER BLDG. DEPT.	\$132,019.36	\$99,702.74	\$99,760.00	\$119,760.00
11000 GENERAL	46712 PLANNING INSPECTION MINING	\$0.00	\$0.00	\$5,280.00	\$5,376.00
11000 GENERAL	46740 CIVIL PROCESS FEES	\$10.00	\$0.00	\$0.00	\$0.00
11000 GENERAL	46750 CLERK FEES AND COSTS	\$5,056.00	\$3,330.00	\$3,600.00	\$3,600.00
11000 GENERAL	46770 HUMANE SERVICES	\$22,580.50	\$21,221.50	\$21,000.00	\$21,000.00
11000 GENERAL	46780 LAW ENFORCEMENT SERVICES	\$879,111.44	\$922,380.39	\$998,785.00	\$946,669.00
11000 GENERAL	46781 LAW ENFORCEMENT SERVICES - INDIAN GAMING	\$932,818.00	\$1,412,363.00	\$1,573,826.00	\$2,140,813.00
11000 GENERAL	46788 LOCAL DETENTION FACILITY	\$21,403.00	\$21,403.00	\$21,657.00	\$21,657.00
11000 GENERAL	46790 RECORDING FEES	\$192,283.99	\$170,835.58	\$165,000.00	\$165,000.00
11000 GENERAL	46791 BURIAL PERMIT FEES	\$904.00	\$832.00	\$1,000.00	\$1,000.00
11000 GENERAL	46792 CLERK FEES - FBN	\$12,767.00	\$13,279.00	\$15,000.00	\$15,000.00
11000 GENERAL	46795 SB2 ADMIN FEES	\$0.00	\$37,522.50	\$40,000.00	\$40,000.00
11000 GENERAL	46796 BV CASINO CHARGES	\$0.00	\$0.00	\$70,000.00	\$235,100.00
11000 GENERAL	46800 SHERIFF CIVIL FEES	\$16,920.58	\$14,460.00	\$18,000.00	\$18,000.00
11000 GENERAL	46850 ELECTION SERVICES	\$19,844.89	\$26,971.70	\$5,000.00	\$1,000.00
11000 GENERAL	46870 LIBRARY SERVICES	\$9,150.43	\$7,924.16	\$10,000.00	\$10,000.00
11000 GENERAL	46890 AG SALES	\$47,405.42	\$44,082.08	\$44,500.00	\$49,000.00
11000 GENERAL	46940 ARB - GRANT REVENUE	\$0.00	\$0.00	\$0.00	\$28,000.00
11000 GENERAL	46960 LANDFILL FEES	\$348,365.08	\$352,672.34	\$314,000.00	\$320,000.00
11000 GENERAL	46962 ACES SURCHARGE FEES	\$119,159.70	\$122,581.79	\$112,000.00	\$120,000.00
	TOTAL-CHARGES FOR CURRENT SERVICES	\$5,159,009.67	\$5,360,549.03	\$5,550,922.00	\$6,225,023.00

OTHER REVENUE

11000 GENERAL	47010 ASSESSMENTS	\$12,703.30	\$8,443.12	\$0.00	\$0.00
11000 GENERAL	47810 WELFARE REPAYMENT	\$7,719.00	\$1,453.00	\$5,000.00	\$5,000.00
11000 GENERAL	47880 OTHER SALES	\$31,993.72	\$78.00	\$0.00	\$0.00

COUNTY OF AMADOR
STATE OF CALIFORNIA
DETAIL OF ADDITIONAL FINANCING SOURCES BY FUND AND ACCOUNT
FISCAL YEAR 2020-2021
RECOMMENDED BUDGET

11000 GENERAL	47885 CCP DISTRIBUTION	\$0.00	\$10,173.00	\$0.00	\$118,662.00
11000 GENERAL	47890 MISCELLANEOUS REVENUES	\$72,501.24	\$320,151.58	\$90,443.00	\$269,785.00
	TOTAL-OTHER REVENUES	\$124,917.26	\$340,298.70	\$95,443.00	\$393,447.00
	INTERFUND REVENUES				
11000 GENERAL	48080 COUNTY BUILDING MAINTENANCE	\$12,261.88	\$12,322.47	\$10,000.00	\$10,000.00
	TOTAL-INTERFUND REVENUES	\$12,261.88	\$12,322.47	\$10,000.00	\$10,000.00
11000 GENERAL	TOTAL FUND FINANCING SOURCES	\$37,519,154.86	\$41,324,678.33	\$40,432,197.00	\$41,138,740.00
	INTEREST AND RENTALS				
11600 SOCIAL SERVICES	44100 INTEREST 101160	\$378.65	(\$175.94)	\$0.00	\$0.00
	TOTAL-INTEREST AND RENTALS	\$378.65	(\$175.94)	\$0.00	\$0.00
	INTERGOVERNMENTAL REVENUE				
11600 SOCIAL SERVICES	45130 STATE WELFARE ADMINISTRATION	\$1,854,038.50	\$2,133,353.69	\$2,162,610.00	\$2,269,249.00
11600 SOCIAL SERVICES	45160 STATE PUBLIC ASSISTANCE	\$806,240.05	\$1,385,318.70	\$1,534,200.00	\$1,876,000.00
11600 SOCIAL SERVICES	45165 STATE REALIGNMENT SS	\$2,980,759.66	\$1,719,196.53	\$1,897,571.00	\$2,257,729.00
11601 SOCIAL SERVICES	45240 STATE AID OTHER	\$0.00	\$0.00	\$0.00	\$201,000.00
11600 SOCIAL SERVICES	45300 STATE MEDICALLY INDIGENT ADULT	\$176.00	\$28.00	\$0.00	\$0.00
11600 SOCIAL SERVICES	45520 FEDERAL PUBLIC ASSISTANCE ADMINISTRATION	\$2,405,519.83	\$2,427,430.52	\$2,750,274.00	\$3,021,862.00
11600 SOCIAL SERVICES	45540 FEDERAL PUBLIC ASSISTANCE	\$1,360,379.50	\$1,499,199.88	\$1,500,000.00	\$1,642,300.00
11600 SOCIAL SERVICES	45630 FEDERAL OTHER	\$13,800.00	\$14,490.00	\$13,800.00	\$13,800.00
	TOTAL-AID OTHER GOVERNMENTAL AGENCIES	\$9,420,913.54	\$9,179,017.32	\$9,858,455.00	\$11,281,940.00
	CHARGES FOR SERVICES				
11600 SOCIAL SERVICES	460099 LOCAL REVENUE	\$1,864,709.27	\$1,945,841.04	\$2,132,353.00	\$1,960,711.00
	TOTAL-CHARGES FOR CURRENT SERVICES	\$1,864,709.27	\$1,945,841.04	\$2,132,353.00	\$1,960,711.00
	OTHER REVENUE				
11600 SOCIAL SERVICES	47810 WELFARE REPAYMENT	\$67,109.70	\$65,625.28	\$70,000.00	\$70,000.00
11600 SOCIAL SERVICES	47890 MISCELLANEOUS REVENUES	\$0.00	\$2,840.80	\$300.00	\$300.00
	TOTAL-OTHER REVENUES	\$67,109.70	\$68,466.08	\$70,300.00	\$70,300.00
11600 SOCIAL SERVICES	TOTAL FUND FINANCING SOURCES	\$11,353,111.16	\$11,193,148.50	\$12,061,108.00	\$13,312,951.00
	INTEREST AND RENTALS				
11700 BEHAVIORAL HEALTH	44100 INTEREST 101170	\$472.37	\$484.35	\$500.00	\$500.00
	TOTAL-INTEREST AND RENTALS	\$472.37	\$484.35	\$500.00	\$500.00
	FINES, FORFEITS AND PENALTIES				
11700 BEHAVIORAL HEALTH	43210 GENERAL COURT FINES	\$0.00	\$0.00	\$0.00	\$64,061.00
	TOTAL-FINES, FORFEITS AND PENALTIES	\$0.00	\$0.00	\$0.00	\$64,061.00
	INTERGOVERNMENTAL REVENUE				
11700 BEHAVIORAL HEALTH	45164 STATE REALIGNMENT MENTAL HEALTH	\$972,926.80	\$972,229.97	\$962,789.00	\$921,503.00
11700 BEHAVIORAL HEALTH	45180 FEDERAL AID FOR DRUG PREVENTION	\$572,603.00	\$123,323.50	\$441,122.00	\$456,813.00
11700 BEHAVIORAL HEALTH	45200 STATE AID FOR MENTAL HEALTH	\$1,320,783.63	\$1,226,129.48	\$1,377,176.00	\$1,390,471.00
11700 BEHAVIORAL HEALTH	45201 MHSA PROP 63	\$3,040,937.41	\$3,505,992.04	\$3,535,301.00	\$3,757,580.00
11700 BEHAVIORAL HEALTH	45490 STATE MANDATE COST	\$0.00	\$40,660.00	\$0.00	\$0.00
11700 BEHAVIORAL HEALTH	45630 FEDERAL OTHER	\$36,426.49	\$40,940.52	\$30,000.00	\$40,000.00
11700 BEHAVIORAL HEALTH	45640 AID FROM OTHER AGENCIES	\$62,169.00	\$35,359.00	\$52,000.00	\$66,000.00
	TOTAL-AID OTHER GOVERNMENTAL AGENCIES	\$6,005,846.33	\$5,944,634.51	\$6,398,388.00	\$6,632,367.00

COUNTY OF AMADOR
 STATE OF CALIFORNIA
 DETAIL OF ADDITIONAL FINANCING SOURCES BY FUND AND ACCOUNT
 FISCAL YEAR 2020-2021
 RECOMMENDED BUDGET

CHARGES FOR SERVICES					
11700 BEHAVIORAL HEALTH	460099 CHARGES COUNTY LOCAL REVENUE	\$654,770.06	\$309,588.30	\$1,040,038.00	\$941,900.00
11700 BEHAVIORAL HEALTH	46820 MENTAL HEALTH SERVICES	\$38,918.83	\$53,511.70	\$40,000.00	\$44,000.00
11700 BEHAVIORAL HEALTH	46900 DRUG ALCOHOL FEES	\$12,420.84	\$8,098.00	\$6,000.00	\$7,500.00
	TOTAL-CHARGES FOR CURRENT SERVICES	\$706,109.73	\$371,198.00	\$1,086,038.00	\$993,400.00
OTHER REVENUE					
11700 BEHAVIORAL HEALTH	47890 MISCELLANEOUS REVENUES	\$1,899.25	\$201,235.00	\$127,325.00	\$102,100.00
	TOTAL-OTHER REVENUES	\$1,899.25	\$201,235.00	\$127,325.00	\$102,100.00
11700 BEHAVIORAL HEAL	TOTAL FUND FINANCING SOURCES	\$6,714,327.68	\$6,517,551.86	\$7,612,251.00	\$7,792,428.00
INTEREST AND RENTALS					
11800 HEALTH	44100 INTEREST 101180	\$4,949.43	\$7,512.82	\$0.00	\$0.00
	TOTAL-INTEREST AND RENTALS	\$4,949.43	\$7,512.82	\$0.00	\$0.00
INTERGOVERNMENTAL REVENUE					
11800 HEALTH	45163 STATE REALIGNMENT HEALTH	\$1,642,354.01	\$2,014,132.40	\$1,977,491.00	\$1,940,137.00
11800 HEALTH	45240 STATE AID - OTHER	\$354,495.15	\$439,373.12	\$520,902.00	\$546,446.00
11800 HEALTH	45435 STATE TOBACCO REDUCTION PROGRAM	\$321,305.00	\$274,612.00	\$300,000.00	\$300,000.00
11800 HEALTH	45630 FEDERAL OTHER	\$575,100.39	\$489,454.99	\$623,250.00	\$666,675.00
	TOTAL-AID OTHER GOVERNMENTAL AGENCIES	\$2,893,254.55	\$3,217,572.51	\$3,421,643.00	\$3,453,258.00
CHARGES FOR SERVICES					
11800 HEALTH	46392 MADDY REVENUE	\$0.00	\$19,337.87	\$0.00	\$0.00
11800 HEALTH	46830 HEALTH SERVICES	\$14,125.72	\$11,385.44	\$18,500.00	\$18,500.00
11800 HEALTH	46840 SANITATION SERVICES	\$302,929.25	\$314,483.80	\$319,049.00	\$295,317.00
	TOTAL-CHARGES FOR CURRENT SERVICES	\$317,054.97	\$345,207.11	\$337,549.00	\$313,817.00
OTHER REVENUE					
11800 HEALTH	47890 MISCELLANEOUS REVENUES	\$60,829.63	\$31,302.74	\$39,600.00	\$35,600.00
11800 HEALTH	47940 OPERATING TRANSFERS	\$0.00	\$68,400.00	\$0.00	\$81,079.00
	TOTAL-OTHER REVENUES	\$60,829.63	\$99,702.74	\$39,600.00	\$116,679.00
11800 HEALTH	TOTAL FUND FINANCING SOURCES	\$3,276,088.58	\$3,669,995.18	\$3,798,792.00	\$3,883,754.00
TAXES					
12000 ROAD	41190 SALES TAX LTC	\$0.00	\$164,449.00	\$0.00	\$0.00
	TOTAL-TAXES	\$0.00	\$164,449.00	\$0.00	\$0.00
LICENSES AND PERMITS					
12000 ROAD	42135 ROAD PERMITS	\$27,751.00	\$34,742.00	\$25,250.00	\$25,250.00
	TOTAL-LICENSES AND PERMITS	\$27,751.00	\$34,742.00	\$25,250.00	\$25,250.00
FINES, FORFEITS AND PENALTIES					
12000 ROAD	43170 VEHICLE CODE FINES	\$21,287.97	\$20,000.00	\$20,000.00	\$20,000.00
	TOTAL-FINES, FORFEITS AND PENALTIES	\$21,287.97	\$20,000.00	\$20,000.00	\$20,000.00
INTEREST AND RENTALS					
12000 ROAD	44100 INTEREST 101120	\$4,189.06	\$8,061.66	\$7,500.00	\$7,500.00
	TOTAL-INTEREST AND RENTALS	\$4,189.06	\$8,061.66	\$7,500.00	\$7,500.00
INTERGOVERNMENTAL REVENUE					

COUNTY OF AMADOR
STATE OF CALIFORNIA
DETAIL OF ADDITIONAL FINANCING SOURCES BY FUND AND ACCOUNT
FISCAL YEAR 2020-2021
RECOMMENDED BUDGET

12000 ROAD	45050 STATE GAS TAX-SECTION 2104	\$624,363.73	\$568,279.35	\$719,500.00	\$578,617.00
12000 ROAD	45060 STATE GAS TAX-SECTION 2106	\$180,448.24	\$164,869.18	\$204,458.00	\$171,207.00
12000 ROAD	45061 STATE GAS TAX-SECTION 2105	\$469,509.29	\$434,342.10	\$542,413.00	\$441,238.00
12000 ROAD	45062 STATE GAS TAX-SECTION 2103	\$365,904.28	\$287,429.57	\$361,260.00	\$737,475.00
12000 ROAD	45063 STATE GAS TAX-SB1 RMRA	\$458,178.71	\$1,624,089.09	\$1,672,058.00	\$1,795,576.00
12000 ROAD	45100 STATE PROPOSITION 42	\$0.00	\$106,690.64	\$0.00	\$0.00
12000 ROAD	45340 STATE OTHER ROAD	\$1,128,571.02	\$1,519,596.96	\$231,625.00	\$6,200.00
12000 ROAD	45570 FEDERAL ROAD CONSTRUCTION FAS	\$1,449,384.57	\$1,082,583.97	\$380,269.00	\$810,349.00
12000 ROAD	45575 STATE MATCH EXCHANGE PROGRAM	\$489,846.00	\$562,073.00	\$271,812.00	\$266,812.00
12000 ROAD	45580 FEDERAL FOREST RESERVE REVENUE	\$72,317.70	\$130,672.80	\$50,000.00	\$103,399.00
12000 ROAD	45630 FEMA STORM DAMAGE	\$351,664.00	\$0.00	\$972,193.00	\$1,166,208.00
12000 ROAD	45640 AID FROM OTHER AGENCIES	\$354,291.30	\$0.00	\$0.00	\$0.00
12000 ROAD	45642 RIP FUNDING	\$0.00	\$0.00	\$1,216,069.00	\$3,001,000.00
	TOTAL-AID OTHER GOVERNMENTAL AGENCIES	\$5,944,478.84	\$6,480,626.66	\$6,621,657.00	\$9,078,081.00
CHARGES FOR SERVICES					
12000 ROAD	46025 IMPACT FEES	\$280,000.00	\$0.00	\$0.00	\$0.00
12000 ROAD	46796 BUENA VISTA CASINO MIT CHARGES	\$0.00	\$8,377.80	\$2,855,938.00	\$1,498,000.00
	TOTAL-CHARGES FOR SERVICES	\$280,000.00	\$8,377.80	\$2,855,938.00	\$1,498,000.00
OTHER REVENUE					
12000 ROAD	47890 MISCELLANEOUS REVENUES	\$0.00	\$0.15	\$0.00	\$0.00
12000 ROAD	47900 MISCELLANEOUS ROAD REVENUES	\$112,484.32	\$16,341.16	\$13,030.00	\$3,680.00
12000 ROAD	47940 OPERATING TRANSFERS	\$830,012.04	\$1,257,551.00	\$832,000.00	\$822,000.00
	TOTAL-OTHER REVENUES	\$942,496.36	\$1,273,892.31	\$845,030.00	\$825,680.00
INTERFUND REVENUES					
12000 ROAD	48800 ROAD-OTHER COUNTY OFFICES	\$78,925.60	\$53,421.81	\$18,700.00	\$16,900.00
12000 ROAD	48801 ROAD CHARGES PROP 1B	\$1,164.96	\$0.00	\$0.00	\$0.00
12000 ROAD	48802 ROAD-P.M./SUBDIVISION	\$40,615.23	\$79,917.66	\$52,200.00	\$45,000.00
	TOTAL-INTERFUND REVENUES	\$120,705.79	\$133,339.47	\$70,900.00	\$61,900.00
12000 ROAD	TOTAL FUND FINANCING SOURCES	\$7,340,909.02	\$8,123,488.90	\$10,446,275.00	\$11,516,411.00
INTEREST AND RENTALS					
15000 WATER DEVELOPMENT	44100 INTEREST 101150	\$131,166.25	\$51,150.82	\$27,500.00	\$27,500.00
	TOTAL-INTEREST AND RENTALS	\$131,166.25	\$51,150.82	\$27,500.00	\$27,500.00
INTERGOVERNMENTAL REVENUE					
15000 WATER DEVELOPMENT	45240 STATE AID - OTHER	\$1,454,600.00	\$0.00	\$0.00	\$0.00
15000 WATER DEVELOPMENT	453937 03JD LABOR STANDRDS CDBG	\$0.00	\$0.00	\$0.00	\$497,474.00
15000 WATER DEVELOPMENT	453938 21A GEN PROGRAM ADMN CDBG	\$0.00	\$0.00	\$0.00	\$348,232.00
15000 WATER DEVELOPMENT	453939 03J PIONEER WATER - CDBG	\$0.00	\$0.00	\$0.00	\$4,145,615.00
	TOTAL-AID OTHER GOVERNMENTAL AGENCIES	\$1,454,600.00	\$0.00	\$0.00	\$4,991,321.00
15000 WATER DEVELOPM	TOTAL FUND FINANCING SOURCES	\$1,585,766.25	\$51,150.82	\$27,500.00	\$5,018,821.00
LICENSES AND PERMITS					
18100 COUNTY IMPROVEMENT	42125 FACILITIES FEE	\$245,783.37	\$154,332.66	\$20,000.00	\$20,000.00
	TOTAL-LICENSES AND PERMITS	\$245,783.37	\$154,332.66	\$20,000.00	\$20,000.00
INTEREST AND RENTALS					
18100 COUNTY IMPROVEMENT	44100 INTEREST	\$19,435.55	\$21,310.44	\$5,000.00	\$5,000.00

COUNTY OF AMADOR
 STATE OF CALIFORNIA
 DETAIL OF ADDITIONAL FINANCING SOURCES BY FUND AND ACCOUNT
 FISCAL YEAR 2020-2021
 RECOMMENDED BUDGET

18100 COUNTY IMPROVEMENT	44200 RENTALS		\$9,821.37	\$17,122.76	\$4,235.00	\$17,000.00
		TOTAL-INTEREST AND RENTALS	\$29,256.92	\$38,433.20	\$9,235.00	\$22,000.00
	INTERGOVERNMENTAL REVENUE					
18100 COUNTY IMPROVEMENT	45240 STATE AID - OTHER		\$433.13	\$0.00	\$0.00	\$0.00
18100 COUNTY IMPROVEMENT	45630 FEDERAL OTHER		\$1,575.00	\$0.00	\$0.00	\$0.00
		TOTAL-AID OTHER GOVERNMENTAL AGENCIES	\$2,008.13	\$0.00	\$0.00	\$0.00
	CHARGES FOR SERVICES					
18100 COUNTY IMPROVEMENT	46009 CHARGES FOR SERVICES		\$0.00	\$0.00	\$0.00	\$0.00
18100 COUNTY IMPROVEMENT	46024 MITIGATION FEES		\$125,000.00	\$0.00	\$0.00	\$0.00
		TOTAL-CHARGES FOR SERVICES	\$125,000.00	\$0.00	\$0.00	\$0.00
	OTHER REVENUE					
18100 COUNTY IMPROVEMENT	47890 MISCELLANEOUS REVENUES		\$990.00	\$4,003.85	\$0.00	\$0.00
18100 COUNTY IMPROVEMENT	47940 OPERATING TRANSFERS		\$0.00	\$0.00	\$1,976,071.00	\$1,976,071.00
		TOTAL-OTHER REVENUES	\$990.00	\$4,003.85	\$1,976,071.00	\$1,976,071.00
18100 COUNTY IMPROVEMENT	TOTAL FUND FINANCING SOURCES		\$403,038.42	\$196,769.71	\$2,005,306.00	\$2,018,071.00
	FINES, FORFEITS AND PENALTIES					
20000 FISH/GAME	43200 OTHER COURT FINES (FISH & GAME)		\$732.34	\$453.41	\$450.00	\$400.00
		TOTAL-FINES, FORFEITS AND PENALTIES	\$732.34	\$453.41	\$450.00	\$400.00
	INTEREST AND RENTALS					
20000 FISH/GAME	44100 INTEREST 101200		\$201.25	\$255.90	\$250.00	\$200.00
		TOTAL-INTEREST AND RENTALS	\$201.25	\$255.90	\$250.00	\$200.00
20000 FISH/GAME	TOTAL FUND FINANCING SOURCES		\$933.59	\$709.31	\$700.00	\$600.00
	INTEREST AND RENTALS					
20500 LOCAL REVENUE	44100 INTEREST 101205		\$51,967.29	\$94,505.11	\$4,626.00	\$4,626.00
		TOTAL-INTEREST AND RENTALS	\$51,967.29	\$94,505.11	\$4,626.00	\$4,626.00
	INTERGOVERNMENTAL REVENUE					
20500 LOCAL REVENUE	4516710 TRIAL COURT SECURITY		\$631,583.03	\$647,254.22	\$636,816.00	\$636,816.00
20500 LOCAL REVENUE	4516720 LOCAL COMMUNITY CORRECTION		\$1,710,745.21	\$1,783,510.54	\$1,597,578.00	\$1,654,426.00
20500 LOCAL REVENUE	4516730 LOCAL LAW ENFORCEMENT		\$970,283.46	\$1,026,519.42	\$1,183,902.00	\$1,278,960.00
20500 LOCAL REVENUE	4516735 LOCAL INNOVATION SUBACCOUNT		\$10,446.76	\$6,071.95	\$7,000.00	\$7,000.00
20500 LOCAL REVENUE	4516751 DA		\$28,248.08	\$31,584.13	\$30,000.00	\$30,000.00
20500 LOCAL REVENUE	4516752 PD		\$28,248.00	\$31,584.12	\$30,000.00	\$30,000.00
20500 LOCAL REVENUE	4516761 JUVENILE JUSTICE YOBG		\$124,463.51	\$125,272.75	\$111,445.00	\$111,445.00
20500 LOCAL REVENUE	4516763 JUVENILE PROBATION		\$126,385.92	\$134,845.22	\$130,000.00	\$130,000.00
20500 LOCAL REVENUE	4516781 BEHAVIORIAL HEALTH		\$944,340.62	\$955,297.25	\$950,000.00	\$941,900.00
20500 LOCAL REVENUE	4516782 PROTECTIVE SERVICES		\$1,801,252.80	\$1,884,414.37	\$1,946,253.00	\$1,960,711.00
20500 LOCAL REVENUE	4516784 PROTECTIVE SERVICES REMAIN 90%		\$65,564.20	\$57,872.45	\$0.00	\$0.00
20500 LOCAL REVENUE	4516785 PROTECTIVE SERVICES REMAIN 10%		\$7,197.27	\$6,353.22	\$0.00	\$0.00
		TOTAL-AID OTHER GOVERNMENTAL AGENCIES	\$6,448,758.86	\$6,690,579.64	\$6,622,994.00	\$6,781,258.00
20500 LOCAL REVENUE	TOTAL FUND FINANCING SOURCES		\$6,500,726.15	\$6,785,084.75	\$6,627,620.00	\$6,785,884.00
	GRAND TOTAL ALL FUNDS					
			\$74,695,833.73	\$77,865,145.09	\$83,011,749.00	\$91,467,660.00

COUNTY OF AMADOR
STATE OF CALIFORNIA
SUMMARY OF COUNTY FINANCING REQUIREMENTS BY FUNCTION AND ACTIVITY
FISCAL YEAR 2020-2021
RECOMMENDED BUDGET

SCHEDULE 7

State Controller
County Budget Act

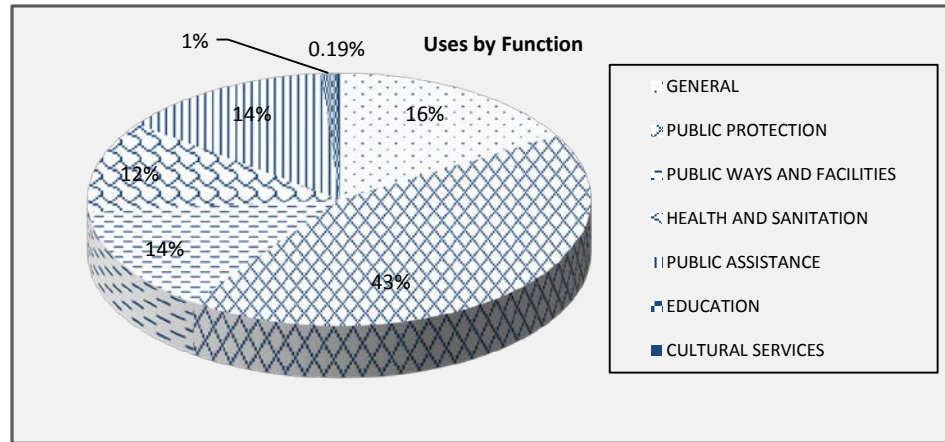
DESCRIPTION	ACTUAL 2017-2018	ACTUAL 2018-2019	ADOPTED 2019-2020	RECOMMENDED 2020-2021
SUMMARIZATION BY FUNCTION:				
GENERAL	9,435,480.35	10,165,803.47	14,677,638.00	14,396,842.00
PUBLIC PROTECTION	33,881,262.10	33,329,995.06	35,916,977.00	42,743,707.00
PUBLIC WAYS AND FACILITIES	6,677,086.15	6,160,567.35	12,332,979.00	13,416,320.00
HEALTH AND SANITATION	10,083,766.94	10,280,424.84	12,393,211.00	11,601,959.00
PUBLIC ASSISTANCE	11,632,760.52	11,319,835.48	12,208,146.00	13,465,270.00
EDUCATION	929,320.56	857,135.35	998,139.00	984,322.00
CULTURAL SERVICES	245,996.85	251,962.95	274,732.00	184,846.00
TOTAL SPECIFIC FINANCING USES	72,885,673.47	72,365,724.50	88,801,822.00	96,793,266.00
APPROPRIATION FOR CONTINGENCIES				
GENERAL	0.00	0.00	1,200,000.00	1,200,000.00
SOCIAL SERVICES	0.00	0.00	0.00	0.00
BEHAVIORAL HEALTH	0.00	0.00	0.00	0.00
ROAD	0.00	0.00	0.00	0.00
CAPITAL IMPROVEMENT	0.00	0.00	0.00	0.00
SUBTOTAL -EST. FINANCING USES	72,885,673.47	72,365,724.50	90,001,822.00	97,993,266.00
PROVISIONS FOR RESERVES/DESIGNATIONS	447,015.00	3,410,769.00	3,502,590.00	742,847.00
TOTAL FINANCING REQUIREMENTS	73,332,688.47	75,776,493.50	93,504,412.00	98,736,113.00
SUMMARIZATION BY FUND:				
MEMORIAL HALL #5	10500 21,143.00	0.00	2,521.00	7,153.00
GENERAL	11000 37,260,427.23	40,864,344.09	45,127,984.00	44,675,824.00
SOCIAL SERVICES	11600 11,583,624.54	11,186,154.75	12,064,289.00	13,312,951.00
BEHAVIORAL HEALTH	11700 6,705,495.90	6,526,383.64	7,612,251.00	7,792,428.00
HEALTH	11800 3,272,287.42	3,668,234.40	3,798,792.00	3,883,754.00
ROAD	12000 6,677,086.15	6,160,567.35	12,332,979.00	13,416,320.00
WATER DEVELOPMENT	15000 1,057,038.76	2,584.00	774,490.00	5,638,047.00
COUNTY IMPROVEMENT	18100 1,005,563.87	1,108,194.54	3,561,693.00	3,222,260.00
FISH AND GAME	20000 4,279.00	(305.00)	1,714.00	1,492.00
LOCAL REVENUE	20500 5,745,742.60	6,260,335.73	8,227,699.00	6,785,884.00
TOTAL FINANCING REQUIREMENTS	73,332,688.47	75,776,493.50	93,504,412.00	98,736,113.00

COUNTY OF AMADOR
STATE OF CALIFORNIA
SUMMARY OF COUNTY FINANCING REQUIREMENTS BY FUNCTION AND ACTIVITY-CHARTS
FISCAL YEAR 2020-2021
RECOMMENDED BUDGET

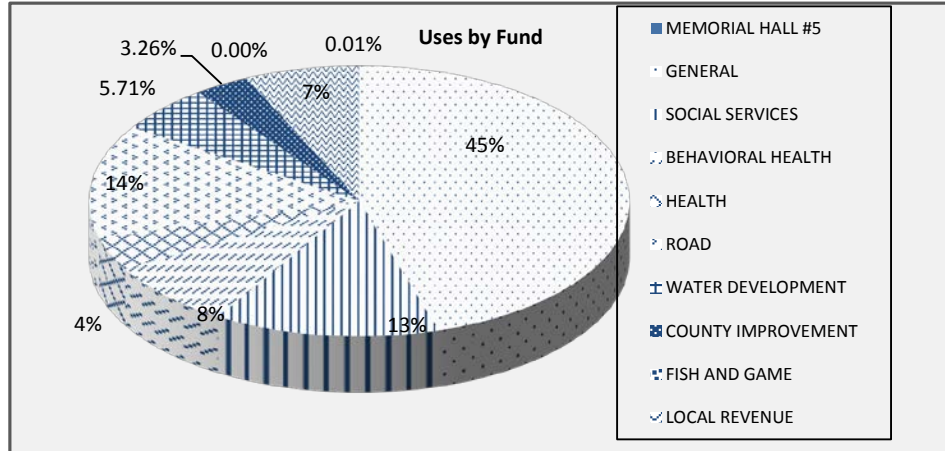
State Controller
County Budget Act

SCHEDULE 7-A

DESCRIPTION	RECOMMENDED 2020-2021
SUMMARIZATION BY FUNCTION:	
GENERAL	16,339,689.00
PUBLIC PROTECTION	42,743,707.00
PUBLIC WAYS AND FACILITIES	13,416,320.00
HEALTH AND SANITATION	11,601,959.00
PUBLIC ASSISTANCE	13,465,270.00
EDUCATION	984,322.00
CULTURAL SERVICES	184,846.00
TOTAL FINANCING REQUIREMENTS	98,736,113.00



DESCRIPTION	RECOMMENDED 2020-2021
SUMMARIZATION BY FUND:	
MEMORIAL HALL #5	7,153.00
GENERAL	44,675,824.00
SOCIAL SERVICES	13,312,951.00
BEHAVIORAL HEALTH	7,792,428.00
HEALTH	3,883,754.00
ROAD	13,416,320.00
WATER DEVELOPMENT	5,638,047.00
COUNTY IMPROVEMENT	3,222,260.00
FISH AND GAME	1,492.00
LOCAL REVENUE	6,785,884.00
TOTAL FINANCING REQUIREMENTS	98,736,113.00



COUNTY OF AMADOR
STATE OF CALIFORNIA
SUMMARY OF COUNTY FINANCING REQUIREMENTS
FISCAL YEAR 2020-2021
RECOMMENDED BUDGET

SCHEDULE 8

State Controller
County Budget Act

DESCRIPTION	ACTUAL 2017-2018	ACTUAL 2018-2019	ADOPTED 2019-2020	RECOMMENDED 2020-2021
TOTAL SPECIFIC FINANCING USES	72,885,673.47	72,365,724.50	88,801,822.00	96,793,266.00
APPROPRIATION FOR CONTINGENCIES:				
GENERAL FUND	0.00	0.00	1,200,000.00	1,200,000.00
SOCIAL SERVICES	0.00	0.00	0.00	0.00
BEHAVIORAL HEALTH	0.00	0.00	0.00	0.00
ROAD	0.00	0.00	0.00	0.00
CAPITAL IMPROVEMENT	0.00	0.00	0.00	0.00
SUBTOTAL - EST. FINANCING USES	72,885,673.47	72,365,724.50	90,001,822.00	97,993,266.00
PROVISIONS FOR RESERVES/DESIGNATIONS:				
MEMORIAL HALL #5	1,143.00	0.00	2,521.00	7,153.00
GENERAL	0.00	1,980,434.00	1,149,755.00	0.00
SOCIAL SERVICES	121,165.00	0.00	0.00	0.00
BEHAVIORAL HEALTH	0.00	0.00	0.00	0.00
HEALTH	0.00	6,201.00	0.00	0.00
ROAD	0.00	0.00	0.00	0.00
WATER DEVELOPMENT	0.00	0.00	773,273.00	677,529.00
COUNTY IMPROVEMENT	0.00	279,740.00	0.00	0.00
FISH AND GAME	0.00	0.00	1,640.00	0.00
LOCAL REVENUE	324,707.00	1,144,394.00	1,575,401.00	58,165.00
TOTAL INCREASE/(DECREASE) RESERVE	447,015.00	3,410,769.00	3,502,590.00	742,847.00
TOTAL FINANCING REQUIREMENTS	73,332,688.47	75,776,493.50	93,504,412.00	98,736,113.00

COUNTY OF AMADOR
STATE OF CALIFORNIA
DETAIL OF COUNTY SPECIFIC FINANCING USES BY BUDGET UNIT BY FUNCTION AND ACTIVITY
FISCAL YEAR 2020-2021
RECOMMENDED BUDGET

BUDGET UNITS		ACTUAL	ACTUAL	ADOPTED	RECOMMENDED
GENERAL:		2017-2018	2018-2019	2019-2020	2020-2021
BOARD OF SUPERVISORS	1100	1,431,685.88	1,608,552.51	1,649,150.00	1,363,179.00
ADMINISTRATIVE OFFICER	1105	423,462.61	424,288.00	451,285.00	474,947.00
ECONOMIC DEVELOPMENT	1120	0.00	5,722.14	59,711.00	43,437.00
TOTAL LEGISLATIVE AND ADMINISTRATION		1,855,148.49	2,038,562.65	2,160,146.00	1,881,563.00
AUDITOR-CONTROLLER	1200	245,913.30	210,497.43	329,323.00	361,553.00
TREASURER	1210	243,674.82	243,582.21	243,743.00	258,842.00
ASSESSOR	1220	1,403,339.10	1,473,601.00	1,429,450.00	1,453,171.00
TAX COLLECTOR	1230	489,407.87	484,738.96	495,294.00	524,095.00
TOTAL FINANCE		2,382,335.09	2,412,419.60	2,497,810.00	2,597,661.00
COUNTY COUNSEL	1300	592,186.67	339,752.47	232,021.00	394,542.00
TOTAL COUNSEL		592,186.67	339,752.47	232,021.00	394,542.00
HUMAN RESOURCES/PERSONNEL DEPARTMENT	1400	(23,170.59)	(11,157.54)	(30,544.00)	(14,213.00)
TOTAL HUMAN RESOURCES/PERSONNEL		(23,170.59)	(11,157.54)	(30,544.00)	(14,213.00)
ELECTIONS	1510	528,827.48	650,513.88	783,341.00	684,143.00
TOTAL ELECTIONS		528,827.48	650,513.88	783,341.00	684,143.00
FACILITIES MAINTENANCE	1700	311,840.62	400,973.02	415,191.00	431,981.00
RECORDS MANAGEMENT	1710	136,268.32	133,441.81	131,527.00	125,275.00
TOTAL PROPERTY MANAGEMENT		448,108.94	534,414.83	546,718.00	557,256.00
ACO GENERAL	1800	(709,573.00)	(688,695.00)	(725,521.00)	(802,085.00)
ACO MEMORIAL HALL	1805	20,000.00	0.00	0.00	0.00
ACO COUNTY IMPROVEMENT	1810	496,314.59	294,014.99	1,098,057.00	777,530.00
ACO COUNTY IMPROVEMENT-JAIL	1815	509,249.28	534,439.55	2,463,636.00	2,444,730.00
TOTAL PLANT - ACQUISITION		315,990.87	139,759.54	2,836,172.00	2,420,175.00
OPERATING TRANSFERS	1900	96,626.04	412,955.39	803,610.00	808,980.00
OPERATING TRANSFERS-INTERFUND	1902	1,499,812.04	2,119,400.00	3,381,049.00	3,559,554.00
PROMOTIONS	1910	138,660.00	148,072.77	154,428.00	112,086.00
SURVEYOR/SURVEYING & ENGINEERING	1940	302,929.45	318,448.55	221,721.00	244,886.00
INFORMATION TECHNOLOGY	1970	486,888.21	501,214.59	577,704.00	628,377.00
GRANT PROJECTS	1990	811,137.66	561,446.74	513,462.00	521,832.00
TOTAL OTHER GENERAL		3,336,053.40	4,061,538.04	5,651,974.00	5,875,715.00
TOTAL GENERAL		9,435,480.35	10,165,803.47	14,677,638.00	14,396,842.00

COUNTY OF AMADOR
STATE OF CALIFORNIA
DETAIL OF COUNTY SPECIFIC FINANCING USES BY BUDGET UNIT BY FUNCTION AND ACTIVITY
FISCAL YEAR 2020-2021
RECOMMENDED BUDGET

BUDGET UNITS		ACTUAL 2017-2018	ACTUAL 2018-2019	ADOPTED 2019-2020	RECOMMENDED 2020-2021
PUBLIC PROTECTION:					
LOCAL REVENUE	2050	4,346,692.70	4,098,887.87	5,054,720.00	5,073,293.00
DISTRICT ATTORNEY	2120	3,957,030.32	4,111,606.74	4,261,910.00	4,506,258.00
GRAND JURY	2150	65,752.38	42,604.78	47,280.00	45,782.00
PUBLIC DEFENDER	2180	1,081,531.26	1,095,281.14	1,187,554.00	1,185,915.00
VICTIM/WITNESS ASSISTANCE PROGRAM	2190	250,647.18	276,297.89	346,034.00	343,047.00
TOTAL JUDICIAL		9,701,653.84	9,624,678.42	10,897,498.00	11,154,295.00
SHERIFF					
SHERIFF	2210	7,759,709.57	8,044,283.34	8,211,289.00	8,741,440.00
SHERIFF (COURT BAILIFFS)	2211	692,347.49	679,381.98	629,422.00	669,961.00
SHERIFF DISPATCH	2212	1,156,475.40	1,242,806.80	1,249,531.00	1,331,902.00
NARCOTICS TASK FORCE	2213	198,601.64	132,937.27	156,850.00	169,173.00
TOTAL POLICE PROTECTION		9,807,134.10	10,099,409.39	10,247,092.00	10,912,476.00
JAIL					
JAIL	2310	3,798,498.40	4,183,091.85	4,424,683.00	4,816,440.00
JAIL MEDICAL SERVICES	2311	514,398.74	752,705.11	690,844.00	747,063.00
PROBATION OFFICER	2350	2,778,592.94	2,447,353.49	2,611,659.00	2,842,341.00
LOCAL COMMUNITY CORRECTIONS	2390	1,074,342.90	1,017,053.86	1,597,578.00	1,654,426.00
TOTAL DETENTION AND CORRECTION		8,165,832.98	8,400,204.31	9,324,764.00	10,060,270.00
FIRE PROTECTION SERVICES					
FIRE PROTECTION SERVICES	2440	498,841.04	501,275.04	499,901.00	471,361.00
TOTAL FIRE PROTECTION		498,841.04	501,275.04	499,901.00	471,361.00
WATER DEVELOPMENT					
WATER DEVELOPMENT	2520	1,057,038.76	2,584.00	1,217.00	4,960,518.00
GRADING DEPARTMENT	2550	46,430.95	23,032.22	29,610.00	3,244.00
TOTAL FLOOD CONTROL		1,103,469.71	25,616.22	30,827.00	4,963,762.00
AG. COMMISSIONER/SEALER OF WGTS/MEASURES					
AG. COMMISSIONER/SEALER OF WGTS/MEASURES	2610	707,752.32	722,398.69	753,607.00	775,386.00
BUILDING DEPARTMENT	2620	564,305.15	592,722.34	644,791.00	728,157.00
TOTAL PROTECTIVE INSPECTION		1,272,057.47	1,315,121.03	1,398,398.00	1,503,543.00
SPECIAL SERVICES					
SPECIAL SERVICES	2700	56,733.26	86,496.65	83,323.00	78,036.00
RECORDER	2710	541,785.70	481,189.04	554,720.00	601,833.00
CORONER	2720	391,542.25	396,037.51	403,282.00	451,733.00
PUBLIC GUARDIAN-PUBLIC CONSERVATOR	2730	402,525.38	400,270.04	434,524.00	497,590.00
CODE ENFORCEMENT	2740	224,663.06	217,733.25	164,976.00	140,757.00
EMERGENCY SERVICES	2750	261,902.53	276,000.62	201,722.00	221,593.00
FISH AND GAME	2760	4,279.00	(305.00)	74.00	1,492.00
AIRPORT LAND USE COMMISSION	2770	53,524.79	670.12	2,088.00	2,176.00
PLANNING DEPARTMENT	2780	410,287.42	508,191.26	675,972.00	629,583.00
ANIMAL CONTROL	2790	985,029.57	997,407.16	997,816.00	1,053,207.00
TOTAL OTHER PROTECTION		3,332,272.96	3,363,690.65	3,518,497.00	3,678,000.00
TOTAL PUBLIC PROTECTION		33,881,262.10	33,329,995.06	35,916,977.00	42,743,707.00

COUNTY OF AMADOR
STATE OF CALIFORNIA
DETAIL OF COUNTY SPECIFIC FINANCING USES BY BUDGET UNIT BY FUNCTION AND ACTIVITY
FISCAL YEAR 2020-2021
RECOMMENDED BUDGET

BUDGET UNITS		ACTUAL 2017-2018	ACTUAL 2018-2019	ADOPTED 2019-2020	RECOMMENDED 2020-2021
PUBLIC WAYS AND FACILITIES					
DEPARTMENT OF PUBLIC WORKS	3000	6,491,342.73	4,416,218.87	12,332,979.00	13,416,320.00
PUBLIC WORKS-FIDDLETOWN PLYMOUTH PROJECTS	3021	185,743.42	1,744,348.48	0.00	0.00
TOTAL PUBLIC WAYS AND FACILITIES		6,677,086.15	6,160,567.35	12,332,979.00	13,416,320.00
HEALTH AND SANITATION					
HEALTH DEPARTMENT	4000	1,856,603.98	1,935,255.65	2,099,479.00	2,242,579.00
CMSP	4001	(1,168.00)	0.00	0.00	0.00
OTHER HEALTH SERVICES	4005	69,425.00	69,410.00	78,343.00	78,730.00
ENVIRONMENTAL HEALTH	4030	812,320.70	887,446.64	913,435.00	798,992.00
ENVIRONMENTAL HEALTH GRANTS	4031	20,707.00	17,216.00	16,691.00	16,390.00
BEHAVIORAL HEALTH -MENTAL HEALTH	4112	6,176,979.06	5,804,282.96	6,850,804.00	6,997,963.00
BEHAVIORAL HEALTH - ALCOHOL/DRUG	4113	528,516.84	722,100.68	761,447.00	794,465.00
WASTE MANAGEMENT	4400	620,382.36	844,712.91	1,673,012.00	672,840.00
TOTAL HEALTH AND SANITATION		10,083,766.94	10,280,424.84	12,393,211.00	11,601,959.00
PUBLIC ASSISTANCE					
SOCIAL SERVICES ADMINISTRATION	5106	6,355,884.45	6,201,860.74	6,720,877.00	7,238,905.00
ASSISTANCE GRANTS	5201	5,106,575.09	4,984,294.01	5,343,412.00	6,074,046.00
GENERAL RELIEF	5300	48,018.22	6,029.53	15,543.00	14,737.00
VETERANS SERVICE OFFICER	5500	122,282.76	127,651.20	128,314.00	137,582.00
TOTAL PUBLIC ASSISTANCE		11,632,760.52	11,319,835.48	12,208,146.00	13,465,270.00
EDUCATION					
COUNTY LIBRARY	6200	799,949.00	783,488.67	783,445.00	833,054.00
COOPERATIVE EXTENSION	6310	129,371.56	73,646.68	214,694.00	151,268.00
TOTAL EDUCATION		929,320.56	857,135.35	998,139.00	984,322.00
CULTURAL SERVICES					
PARKS & RECREATION	7100	146,908.54	153,825.71	173,646.00	111,519.00
MUSEUM	7200	14,076.58	15,094.56	17,642.00	18,075.00
ARCHIVES	7210	85,011.73	83,042.68	83,444.00	55,252.00
TOTAL CULTURAL SERVICES		245,996.85	251,962.95	274,732.00	184,846.00
TOTAL EXPENDITURE REQUIREMENTS		72,885,673.47	72,365,724.50	88,801,822.00	96,793,266.00

COUNTY OF AMADOR
Financing Sources Detail by Budget Unit
Fiscal Year 2020-2021
General Fund Discretionary Revenues

REVENUE	ACTUAL 2017-2018	ACTUAL 2018-2019	ADOPTED 2019-2020	BASE BUDGET 2020-2021	REQUESTED 2020-2021	RECOMMENDED 2020-2021	
41010	CURRENT SECURED	15,986,697.41	16,815,737.89	17,636,558.00	18,196,620.00	18,196,620.00	18,196,620.00
41020	CURRENT UNSECURED	244,323.93	210,852.55	250,000.00	200,000.00	200,000.00	200,000.00
41100	PRIOR UNSECURED	6,565.07	3,826.91	6,600.00	3,500.00	3,500.00	3,500.00
41120	SUPPLEMENTAL ROLL	282,106.71	351,193.65	200,000.00	200,000.00	200,000.00	200,000.00
41121	DELINQUENT SUPPLEMENTAL	8,490.91	19,481.71	10,000.00	10,000.00	10,000.00	10,000.00
41125	TAX NEUTRALITY	83.29	0.00	0.00	0.00	0.00	0.00
41130	PROPERTY TAX IN LIEU VLF	4,377,025.16	4,581,669.61	4,797,466.00	4,989,365.00	4,989,365.00	4,989,365.00
41160	SALES AND USE TAXES	2,952,716.36	3,115,828.07	3,221,766.00	2,387,527.00	2,387,527.00	2,387,527.00
41180	FRANCHISE TAXES	341,823.65	368,682.64	350,000.00	350,000.00	350,000.00	350,000.00
41200	ROOM OCCUPANCY TAXES	265,861.87	288,192.86	309,850.00	175,498.00	175,498.00	175,498.00
41210	TRANSFER TAXES	343,695.65	314,428.10	278,511.00	278,511.00	278,511.00	278,511.00
43190	JUSTICE COURT FINES	13,917.98	9,195.64	10,000.00	10,000.00	10,000.00	10,000.00
43233	EXCESS TAX LOSS RESERVE	0.00	2,000,000.00	244,753.00	0.00	0.00	0.00
44100	INTEREST	69,961.28	106,104.23	60,000.00	60,000.00	60,000.00	60,000.00
45070	MOTOR VEHICLE IN-LIEU TA	16,863.11	15,274.76	14,500.00	14,500.00	14,500.00	14,500.00
45240	STATE AID OTHER	0.00	247.60	0.00	0.00	0.00	0.00
45260	STATE HOMEOWNERS PROPER	190,221.72	192,977.26	190,000.00	190,000.00	190,000.00	190,000.00
45330	STATE TIMBER TAX LOSS	24,387.42	28,397.93	22,000.00	22,000.00	22,000.00	22,000.00
45540	FEDERAL PUBLIC ASSISTANT	8,296.33	7,516.33	7,000.00	7,000.00	7,000.00	7,000.00
45590	FEDERAL PILT/GRAZING	175,159.51	106,735.48	40,000.00	40,000.00	40,000.00	40,000.00
46640	ASSESSMENT & TAX COLL FEE	57,736.70	69,886.87	20,000.00	20,000.00	20,000.00	20,000.00
46740	CIVIL PROCESS FEES	10.00	0.00	0.00	0.00	0.00	0.00
46750	CLERK FEES & COSTS	796.00	838.00	600.00	600.00	600.00	600.00
47890	MISCELLANEOUS REVENUES	2,860.74	11,521.59	10,000.00	10,000.00	213,681.00	213,681.00
	TOTAL	25,369,600.80	28,618,589.68	27,679,604.00	27,165,121.00	27,368,802.00	27,368,802.00



**FY20-21 Recommended Budget
Detail of Departmental Expenditures**

COUNTY OF AMADOR
Financing Uses Detail by Budget Unit
Fiscal Year 2020-2021

FINANCING USES CLASSIFICATION	ACTUAL 2017-2018	ACTUAL 2018-2019	ADOPTED 2019-2020	BASE BUDGET 2020-2021	REQUESTED 2020-2021	RECOMMENDED 2020-2021
SALARIES AND EMPLOYEE BENEFITS						
50100 SALARIES AND WAGES	514,761.98	542,013.86	501,984.00	529,589.00	529,589.00	529,589.00
50200 DEFERRED COMP COUNTY MATCH	300.00	1,200.00	1,200.00	600.00	600.00	600.00
50300 RETIREMENT - EMPLOYER'S SHARE	16,965.94	17,957.60	17,474.00	19,763.00	19,763.00	19,763.00
50304 RETIREMENT-MISC UNFUNDED LIABILITY	25,218.00	29,056.00	32,646.00	36,358.00	36,358.00	36,559.00
50310 FICA/MEDICARE - EMPLOYER'S SHARE	38,899.16	41,846.89	38,494.00	40,559.00	40,559.00	40,559.00
50400 EMPLOYEE GROUP INSURANCE	77,465.20	81,198.93	97,013.00	101,580.00	101,580.00	101,580.00
50500 WORKER'S COMPENSATION INSURANCE	3,148.46	2,897.75	2,849.00	2,911.00	2,911.00	2,911.00
TOTAL SALARIES/EMPLOYEE BENEFITS	676,758.74	716,171.03	691,660.00	731,360.00	731,360.00	731,561.00
SERVICES AND SUPPLIES						
51200 COMMUNICATIONS	2,666.71	2,985.00	2,956.00	3,021.00	3,021.00	3,021.00
51700 MAINTENANCE - EQUIPMENT	0.00	354.89	250.00	250.00	250.00	250.00
51760 MAINTENANCE - PROGRAMS	3,404.52	3,537.32	3,434.00	3,835.00	3,835.00	3,835.00
52000 MEMBERSHIPS	34,061.70	51,263.20	49,750.00	49,750.00	42,553.00	42,553.00
52200 OFFICE EXPENSES	5,259.96	5,148.55	5,000.00	5,000.00	5,000.00	5,000.00
52211 G.S.A. DEPT. COST ALLOCATION	5,534.00	6,129.00	9,032.00	5,178.00	5,178.00	5,178.00
52300 PROFESSIONAL & SPECIALIZED SERVICES	26,557.59	61,925.29	51,837.00	51,837.00	36,640.00	36,640.00
52301 COUNTY AUDIT	63,950.00	66,920.00	64,000.00	64,000.00	70,000.00	70,000.00
52393 SPECIAL PROJECT	0.00	0.00	500.00	500.00	500.00	500.00
52400 PUBLICATIONS AND LEGAL NOTICES	5,279.01	7,494.93	5,000.00	5,000.00	5,000.00	5,000.00
52500 RENTS, LEASES - EQUIPMENT	3,099.51	1,787.84	2,193.00	2,193.00	2,193.00	2,193.00
52950 OUT OF COUNTY TRAVEL	2,297.71	2,883.10	0.00	0.00	0.00	0.00
TOTAL SERVICES AND SUPPLIES	152,110.71	210,429.12	193,952.00	190,564.00	174,170.00	174,170.00
OTHER CHARGES						
54114 DISTRICT #1	1,130.00	5,577.75	6,660.00	6,660.00	1,000.00	1,000.00
54115 DISTRICT #2	6,009.03	5,033.26	6,660.00	6,660.00	1,000.00	1,000.00
54116 DISTRICT #3	6,907.72	2,797.77	6,660.00	6,660.00	1,000.00	1,000.00
54117 DISTRICT #4	430.00	430.00	6,660.00	6,660.00	1,000.00	1,000.00
54118 DISTRICT #5	3,957.96	2,451.58	6,660.00	6,660.00	1,000.00	1,000.00
TOTAL OTHER CHARGES	18,434.71	16,290.36	33,300.00	33,300.00	5,000.00	5,000.00
FIXED ASSETS						
56200 EQUIPMENT	1,112.72	0.00	0.00	0.00	0.00	0.00
TOTAL FIXED ASSETS	1,112.72	0.00	0.00	0.00	0.00	0.00
TOTAL - BOARD OF SUPERVISORS	848,416.88	942,890.51	918,912.00	955,224.00	910,530.00	910,731.00
58900 A87 - COUNTYWIDE COST ALLOC PLAN	583,269.00	665,662.00	730,238.00	452,448.00	452,448.00	452,448.00
GRAND TOTAL - BOARD OF SUPERVISORS	1,431,685.88	1,608,552.51	1,649,150.00	1,407,672.00	1,362,978.00	1,363,179.00

COUNTY OF AMADOR
 Financing Sources Detail by Budget Unit
 Fiscal Year 2020-2021

State Controller Schedules
 County Budget Act

Budget Unit: 1100 Board of Supervisors
 Function: General
 Activity: Legislative & Admin

Revenue	ACTUAL 2017-2018	ACTUAL 2018-2019	ADOPTED 2019-2020	BASE BUDGET 2020-2021	REQUESTED 2020-2021	RECOMMENDED 2020-2021
46106 Appeal Fee	450.00	300.00	600.00	600.00	600.00	600.00
47890 Miscellaneous	3,810.14	255.00	150.00	150.00	150.00	150.00
Total Revenues	4,260.14	555.00	750.00	750.00	750.00	750.00
Total Expenditures	1,431,685.88	1,608,552.51	1,649,150.00	1,407,672.00	1,362,978.00	1,363,179.00
Requested Contribution	1,452,266.00	1,607,997.51	1,648,400.00	1,406,922.00	1,362,228.00	1,362,429.00
General Fund Contribution	1,427,425.74	1,607,997.51	1,648,400.00	1,406,922.00	1,406,922.00	1,362,429.00
DEPARTMENT REDUCTION					44,694.00	0.00

COUNTY OF AMADOR
 Financing Uses Detail by Budget Unit
 Fiscal Year 2020-2021

State Controller Schedules
 County Budget Act

Budget Unit: 1105 Administrative Officer
 Function: General
 Activity: Legislative & Admin

FINANCING USES CLASSIFICATION	ACTUAL 2017-2018	ACTUAL 2018-2019	ADOPTED 2019-2020	BASE BUDGET 2020-2021	REQUESTED 2020-2021	RECOMMENDED 2020-2021
SALARIES AND EMPLOYEE BENEFITS						
50100 SALARIES AND WAGES	276,692.41	282,017.74	287,212.00	304,005.00	304,005.00	304,005.00
50200 DEFERRED COMP COUNTY MATCH	250.00	1,200.00	1,200.00	1,200.00	1,200.00	1,200.00
50300 RETIREMENT - EMPLOYER'S SHARE	28,580.73	24,520.47	26,493.00	29,939.00	29,939.00	29,939.00
50304 RETIREMENT-MISC UNFUNDED LIABILITY	35,049.96	41,380.00	49,495.00	55,079.00	55,079.00	55,382.00
50310 FICA/MEDICARE - EMPLOYER'S SHARE	18,971.46	19,057.96	19,629.00	20,473.00	20,473.00	20,473.00
50400 EMPLOYEE GROUP INSURANCE	41,171.20	39,006.01	40,124.00	43,518.00	43,518.00	43,518.00
50500 WORKER'S COMPENSATION INSURANCE	393.27	379.50	373.00	374.00	374.00	374.00
TOTAL SALARIES/EMPLOYEE BENEFITS	401,109.03	407,561.68	424,526.00	454,588.00	454,588.00	454,891.00
SERVICES AND SUPPLIES						
51200 COMMUNICATIONS	638.12	605.56	669.00	673.00	673.00	673.00
51760 MAINTENANCE - PROGRAMS	2,600.92	2,789.80	2,674.00	2,732.00	3,155.00	3,155.00
52000 MEMBERSHIPS	648.00	763.00	1,372.00	1,372.00	1,372.00	1,372.00
52200 OFFICE EXPENSES	0.00	0.00	250.00	250.00	250.00	250.00
52211 G.S.A. DEPT. COST ALLOCATION	8,242.00	3,032.00	5,839.00	3,728.00	3,728.00	3,728.00
52700 MINOR EQUIPMENT	0.00	0.00	250.00	250.00	250.00	250.00
52870 STAFF TRAINING	405.00	0.00	500.00	500.00	500.00	500.00
52910 MEETINGS AND CONVENTIONS	289.82	684.96	3,000.00	3,000.00	1,000.00	1,000.00
TOTAL SERVICES AND SUPPLIES	12,823.86	7,875.32	14,554.00	12,505.00	10,928.00	10,928.00
FIXED ASSETS						
56200 EQUIPMENT	1,254.72	0.00	0.00	0.00	0.00	0.00
TOTAL FIXED ASSETS	1,254.72	0.00	0.00	0.00	0.00	0.00
TOTAL - ADMINISTRATIVE OFFICER	415,187.61	415,437.00	439,080.00	467,093.00	465,516.00	465,819.00
58900 A87 - COUNTYWIDE COST ALLOC PLAN	8,275.00	8,851.00	12,205.00	9,128.00	9,128.00	9,128.00
GRAND TOTAL - ADMINISTRATIVE OFFICER	423,462.61	424,288.00	451,285.00	476,221.00	474,644.00	474,947.00

State Contoller Schedules
County Budget Act

AMADOR COUNTY
Financing Sources Detail by Budget Unit
Fiscal Year 2020-2021

Budget Unit: 1105 Adminstrative Officer
Function: General
Activity: Legislative & Admin

Revenue	ACTUAL 2017-2018	ACTUAL 2018-2019	ADOPTED 2019-2020	BASE BUDGET 2020-2021	REQUESTED 2020-2021	RECOMMENDED 2020-2021
47890 Miscellaneous	0.00	0.00	0.00	0.00	0.00	0.00
Total Revenues	0.00	0.00	0.00	0.00	0.00	0.00
Total Expenditures	423,462.61	424,288.00	451,285.00	476,221.00	474,644.00	474,947.00
Requested Contribution	412,034.00	424,288.00	451,285.00	476,221.00	474,644.00	474,947.00
General Fund Contribution	423,462.61	424,288.00	451,285.00	476,221.00	476,221.00	474,947.00
DEPARTMENT REDUCTION					1,577.00	0.00

COUNTY OF AMADOR
 Financing Uses Detail by Budget Unit
 Fiscal Year 2020-2021

State Controller Schedules
 County Budget Act

Budget Unit: 1120 Economic Development
 Function: General
 Activity: Legislative & Admin

FINANCING USES CLASSIFICATION	ACTUAL 2017-2018	ACTUAL 2018-2019	ADOPTED 2019-2020	BASE BUDGET 2020-2021	REQUESTED 2020-2021	RECOMMENDED 2020-2021
SALARIES AND EMPLOYEE BENEFITS						
50100 SALARIES AND WAGES	0.00	4,466.26	24,832.00	26,158.00	26,158.00	26,158.00
50200 DEFERRED COMP COUNTY MATCH	0.00	20.01	120.00	120.00	120.00	120.00
50300 RETIREMENT - EMPLOYER'S SHARE	0.00	367.76	2,313.00	2,592.00	2,592.00	2,592.00
50304 RETIREMENT-MISC UNFUNDED LIABILITY	0.00	0.00	4,320.00	4,769.00	4,769.00	4,795.00
50310 FICA/MEDICARE - EMPLOYER'S SHARE	0.00	339.10	1,909.00	1,796.00	1,796.00	1,796.00
50400 EMPLOYEE GROUP INSURANCE	0.00	529.01	3,217.00	3,341.00	3,341.00	3,341.00
50500 WORKER'S COMPENSATION INSURANCE	0.00	0.00	0.00	6.00	6.00	6.00
TOTAL SALARIES/EMPLOYEE BENEFITS	0.00	5,722.14	36,711.00	38,782.00	38,782.00	38,808.00
SERVICES AND SUPPLIES						
52211 GSA COST ALLOCATION	0.00	0.00	0.00	1,621.00	1,621.00	1,621.00
52300 PROFESSIONAL & SPECIALIZED SERVICES	0.00	0.00	20,000.00	20,000.00	0.00	0.00
52905 TRAVEL & TRANSPORTATION	0.00	0.00	1,000.00	1,000.00	1,000.00	1,000.00
52910 MEETINGS AND CONVENTIONS	0.00	0.00	2,000.00	2,000.00	2,000.00	2,000.00
TOTAL SERVICES AND SUPPLIES	0.00	0.00	23,000.00	24,621.00	4,621.00	4,621.00
TOTAL - ECONOMIC DEVELOPMENT	0.00	5,722.14	59,711.00	63,403.00	43,403.00	43,429.00
58900 A87 - COUNTYWIDE COST ALLOC PLAN	0.00	0.00	0.00	8.00	8.00	8.00
GRAND TOTAL - ECONOMIC DEVELOPMENT	0.00	5,722.14	59,711.00	63,411.00	43,411.00	43,437.00

AMADOR COUNTY
Financing Sources Detail by Budget Unit
Fiscal Year 2020-2021

Budget Unit: 1120 Economic Development
Function: General
Activity: Legislative & Admin

Revenue	ACTUAL 2017-2018	ACTUAL 2018-2019	ADOPTED 2019-2020	BASE BUDGET 2020-2021	REQUESTED 2020-2021	RECOMMENDED 2020-2021
45630 Federal Other	0.00	0.00	0.00	0.00	67,500.00	67,500.00
Total Revenues	0.00	0.00	0.00	0.00	67,500.00	67,500.00
Total Expenditures	0.00	5,722.14	59,711.00	63,411.00	43,411.00	43,437.00
Requested Contribution	0.00	5,722.14	59,711.00	63,411.00	(24,089.00)	(24,063.00)
General Fund Contribution	0.00	5,722.14	59,711.00	63,411.00	63,411.00	(24,063.00)
DEPARTMENT REDUCTION					87,500.00	0.00

COUNTY OF AMADOR
 Financing Uses Detail by Budget Unit
 Fiscal Year 2020-2021

State Controller Schedules
 County Budget Act

Budget Unit: 1200 Auditor
 Function: General
 Activity: Finance

FINANCING USES CLASSIFICATION	ACTUAL 2017-2018	ACTUAL 2018-2019	ADOPTED 2019-2020	BASE BUDGET 2020-2021	REQUESTED 2020-2021	RECOMMENDED 2020-2021
SALARIES AND EMPLOYEE BENEFITS						
50100 SALARIES AND WAGES	516,326.97	488,332.79	517,106.00	536,869.00	536,869.00	536,869.00
50200 DEFERRED COMP COUNTY MATCH	400.00	1,800.00	1,800.00	1,800.00	1,800.00	1,800.00
50300 RETIREMENT - EMPLOYER'S SHARE	41,808.24	42,037.46	47,190.00	52,877.00	52,877.00	52,877.00
50304 UNFUNDED LIABILITY-MISC PLAN	64,995.96	72,223.00	88,162.00	97,280.00	97,280.00	97,814.00
50310 FICA/MEDICARE - EMPLOYER'S SHARE	38,747.27	36,668.39	39,696.00	41,208.00	41,208.00	41,208.00
50400 EMPLOYEE GROUP INSURANCE	78,087.45	76,840.83	78,047.00	103,809.00	103,809.00	103,809.00
50500 WORKER'S COMPENSATION INSURANCE	798.37	710.48	699.00	650.00	650.00	650.00
TOTAL SALARIES/EMPLOYEE BENEFITS	741,164.26	718,612.95	772,700.00	834,493.00	834,493.00	835,027.00
SERVICES AND SUPPLIES						
51200 COMMUNICATIONS	1,964.16	1,883.48	1,768.00	1,879.00	1,879.00	1,879.00
51700 MAINTENANCE - EQUIPMENT	35,047.16	63,923.00	56,970.00	56,970.00	56,970.00	56,970.00
51760 MAINTENANCE - PROGRAMS	3,318.44	3,693.16	3,995.00	4,620.00	4,620.00	4,620.00
52000 MEMBERSHIPS	646.00	646.00	700.00	700.00	700.00	700.00
52200 OFFICE EXPENSES	17,926.93	17,337.90	18,500.00	18,500.00	18,500.00	18,500.00
52211 G.S.A. DEPT. COST ALLOCATION	8,867.00	10,258.00	13,232.00	12,558.00	12,558.00	12,558.00
52300 PROFESSIONAL/SPECIALIZED SERVICES	57,888.01	60,555.07	59,170.00	59,170.00	60,226.00	60,226.00
52500 RENTS, LEASES - EQUIPMENT	242.70	798.59	1,150.00	1,150.00	1,150.00	1,150.00
52700 MINOR EQUIPMENT	0.00	0.00	2,100.00	2,100.00	2,250.00	2,250.00
52870 STAFF TRAINING	2,457.57	3,717.28	4,000.00	4,000.00	4,000.00	4,000.00
TOTAL SERVICES AND SUPPLIES	128,357.97	162,812.48	161,585.00	161,647.00	162,853.00	162,853.00
FIXED ASSETS						
56200 EQUIPMENT	1,826.07	0.00	22,400.00	0.00	0.00	0.00
TOTAL FIXED ASSETS	1,826.07	0.00	22,400.00	0.00	0.00	0.00
TOTAL - AUDITOR-CONTROLLER	871,348.30	881,425.43	956,685.00	996,140.00	997,346.00	997,880.00
58900 A87 - COUNTYWIDE COST ALLOC PLAN	(625,435.00)	(670,928.00)	(627,362.00)	(636,327.00)	(636,327.00)	(636,327.00)
GRAND TOTAL - AUDITOR-CONTROLLER	245,913.30	210,497.43	329,323.00	359,813.00	361,019.00	361,553.00

State Controller Schedules
County Budget Act

COUNTY OF AMADOR
Financing Sources Detail by Budget Unit
Fiscal Year 2020-2021

Budget Unit: 1200 Auditor
Function: General
Activity: Finance

Revenue	ACTUAL 2017-2018	ACTUAL 2018-2019	ADOPTED 2019-2020	BASE BUDGET 2020-2021	REQUESTED 2020-2021	RECOMMENDED 2020-2021
45491 Court Cost 4750 PC	5,562.00	10,204.00	10,500.00	10,500.00	10,500.00	10,500.00
46009 Charges for Auditor Services	10,650.00	9,555.00	8,750.00	8,750.00	8,750.00	8,750.00
46640 Assmt & Tax Collections	40,761.04	45,263.54	40,150.00	40,150.00	40,150.00	40,150.00
Total Revenues	56,973.04	65,022.54	59,400.00	59,400.00	59,400.00	59,400.00
Total Expenditures	245,913.30	210,497.43	329,323.00	359,813.00	361,019.00	361,553.00
Requested Contribution	160,246.00	145,474.89	269,923.00	300,413.00	301,619.00	302,153.00
General Fund Contribution	188,940.26	145,474.89	269,923.00	300,413.00	300,413.00	302,153.00
DEPARTMENT REDUCTION					(1,206.00)	0.00

COUNTY OF AMADOR
 Financing Uses Detail by Budget Unit
 Fiscal Year 2020-2021

State Controller Schedules
 County Budget Act

Budget Unit: 1210 Treasurer
 Function: General
 Activity: Finance

FINANCING USES CLASSIFICATION	ACTUAL 2017-2018	ACTUAL 2018-2019	ADOPTED 2019-2020	BASE BUDGET 2020-2021	REQUESTED 2020-2021	RECOMMENDED 2020-2021
SALARIES AND EMPLOYEE BENEFITS						
50100 SALARIES AND WAGES	129,328.77	131,800.20	128,189.00	134,759.00	134,759.00	134,759.00
50200 DEFERRED COMP COUNTY MATCH	150.00	840.00	840.00	840.00	840.00	840.00
50300 RETIREMENT - EMPLOYER'S SHARE	14,534.13	15,048.90	15,343.00	16,940.00	16,940.00	16,940.00
50304 RETIREMENT-MISC UNFUNDED LIABILITY	16,376.04	19,465.00	22,611.00	24,889.00	24,889.00	25,026.00
50310 FICA/MEDICARE - EMPLOYER'S SHARE	9,771.19	9,945.95	9,871.00	10,373.00	10,373.00	10,373.00
50400 EMPLOYEE GROUP INSURANCE	18,205.14	21,353.61	21,983.00	22,856.00	22,856.00	22,856.00
50500 WORKER'S COMPENSATION INSURANCE	193.53	177.96	175.00	175.00	175.00	175.00
TOTAL SALARIES/EMPLOYEE BENEFITS	188,558.80	198,631.62	199,012.00	210,832.00	210,832.00	210,969.00
SERVICES AND SUPPLIES						
51200 COMMUNICATIONS	305.08	312.76	316.00	308.00	308.00	308.00
51700 MAINTENANCE - EQUIPMENT	0.00	581.36	700.00	700.00	700.00	700.00
51760 MAINTENANCE - PROGRAMS	640.04	681.76	675.00	672.00	672.00	672.00
52000 MEMBERSHIPS	125.00	125.00	200.00	200.00	200.00	200.00
52200 OFFICE EXPENSES	2,092.89	2,206.76	2,600.00	2,600.00	2,900.00	2,900.00
52211 G.S.A. DEPT. COST ALLOCATION	2,319.00	1,826.00	2,233.00	3,423.00	3,423.00	3,423.00
52300 PROFESSIONAL/SPECIALIZED SERVICES	3,574.03	4,473.00	6,600.00	6,600.00	7,000.00	7,000.00
52500 RENTS, LEASES - EQUIPMENT	20.47	56.22	121.00	121.00	121.00	121.00
52700 MINOR EQUIPMENT	0.00	0.00	1,200.00	0.00	1,000.00	1,000.00
52910 MEETINGS AND CONVENTIONS	425.19	1,014.40	1,800.00	1,800.00	1,800.00	1,800.00
TOTAL SERVICES AND SUPPLIES	9,501.70	11,277.26	16,445.00	16,424.00	18,124.00	18,124.00
FIXED ASSETS						
56200 EQUIPMENT	3,527.32	999.33	0.00	0.00	0.00	0.00
TOTAL FIXED ASSETS	3,527.32	999.33	0.00	0.00	0.00	0.00
TOTAL - TREASURER	201,587.82	210,908.21	215,457.00	227,256.00	228,956.00	229,093.00
58900 A87 - COUNTYWIDE COST ALLOC PLAN	42,087.00	32,674.00	28,286.00	29,749.00	29,749.00	29,749.00
GRAND TOTAL - TREASURER	243,674.82	243,582.21	243,743.00	257,005.00	258,705.00	258,842.00

State Controller Schedules
County Budget Act

COUNTY OF AMADOR
Financing Sources Detail by Budget Unit
Fiscal Year 2020-2021

Budget Unit: 1210 Treasurer
Function: General
Activity: Finance

Revenue	ACTUAL 2017-2018	ACTUAL 2018-2019	ADOPTED 2019-2020	BASE BUDGET 2020-2021	REQUESTED 2020-2021	RECOMMENDED 2020-2021
44100 Interest	193,309.90	212,382.92	228,265.00	228,265.00	229,965.00	229,965.00
Total Revenues	193,309.90	212,382.92	228,265.00	228,265.00	229,965.00	229,965.00
Total Expenditures	243,674.82	243,582.21	243,743.00	257,005.00	258,705.00	258,842.00
Requested Contribution	16,330.00	31,199.29	15,478.00	28,740.00	28,740.00	28,877.00
General Fund Contribution	50,364.92	31,199.29	15,478.00	28,740.00	28,740.00	28,877.00
DEPARTMENT REDUCTION					0.00	0.00

COUNTY OF AMADOR
 Financing Uses Detail by Budget Unit
 Fiscal Year 2020-2021

State Controller Schedule
 County Budget Act

Budget Unit: 1220 Assessor
 Function: General
 Activity: Finance

FINANCING USES CLASSIFICATION	ACTUAL 2017-2018	ACTUAL 2018-2019	ADOPTED 2019-2020	BASE BUDGET 2020-2021	REQUESTED 2020-2021	RECOMMENDED 2020-2021
SALARIES AND EMPLOYEE BENEFITS						
50100 SALARIES AND WAGES	752,084.87	773,221.66	745,583.00	771,875.00	763,700.00	762,379.00
50200 DEFERRED COMP COUNTY MATCH	200.00	1,200.00	1,200.00	1,200.00	1,200.00	1,200.00
50300 RETIREMENT - EMPLOYER'S SHARE	70,182.77	72,839.15	73,955.00	81,785.00	80,962.00	80,829.00
50304 RETIREMENT-MISC UNFUNDED LIABILITY	96,231.00	112,841.00	127,741.00	139,662.00	138,148.00	138,661.00
50310 FICA/MEDICARE - EMPLOYER'S SHARE	55,923.36	57,258.31	57,129.00	59,140.00	58,515.00	58,414.00
50400 EMPLOYEE GROUP INSURANCE	146,233.69	152,100.33	139,026.00	144,506.00	144,506.00	144,506.00
50500 WORKER'S COMPENSATION INSURANCE	4,432.27	3,927.04	3,862.00	3,763.00	3,763.00	3,763.00
TOTAL SALARIES/EMPLOYEE BENEFITS	1,125,287.96	1,173,387.49	1,148,496.00	1,201,931.00	1,190,794.00	1,189,752.00
SERVICES AND SUPPLIES						
51200 COMMUNICATIONS	3,439.80	3,481.16	3,437.00	3,365.00	3,365.00	3,365.00
51700 MAINTENANCE - EQUIPMENT	300.00	125.00	1,500.00	1,500.00	1,500.00	1,500.00
51760 MAINTENANCE - PROGRAMS	8,342.79	8,513.34	8,676.00	8,542.00	8,620.00	8,620.00
52000 MEMBERSHIPS	520.80	631.00	631.00	631.00	631.00	631.00
52200 OFFICE EXPENSES	13,349.73	(3,992.93)	20,353.00	20,353.00	19,477.00	19,477.00
52211 G.S.A. DEPT. COST ALLOCATION	5,022.75	7,691.00	10,405.00	9,857.00	9,857.00	9,857.00
52300 PROFESSIONAL/SPECIALIZED SERVICES	48,350.95	70,201.02	42,606.00	42,606.00	43,584.00	43,584.00
52307 SYSTEM DEVELOPMENT	927.00	321.00	566.00	566.00	995.00	995.00
52308 SPECIAL APPRAISALS	44,969.00	42,327.95	60,000.00	60,000.00	60,000.00	50,000.00
52500 RENTS, LEASES - EQUIPMENT	137.95	362.37	1,000.00	1,000.00	1,000.00	1,000.00
52700 MINOR EQUIPMENT	1,640.00	0.00	1,640.00	1,640.00	1,640.00	1,640.00
52820 APPRAISAL TRAINING	3,926.86	27,741.98	6,000.00	6,000.00	6,000.00	6,000.00
52870 STAFF TRAINING	0.00	0.00	1,351.00	1,351.00	1,351.00	1,351.00
52900 G.S.A. AND IN-COUNTY TRAVEL	10,550.51	10,749.62	12,000.00	12,000.00	12,000.00	12,000.00
TOTAL SERVICES AND SUPPLIES	141,478.14	168,152.51	170,165.00	169,411.00	170,020.00	160,020.00
FIXED ASSETS						
56200 EQUIPMENT	0.00	0.00	0.00	0.00	0.00	0.00
TOTAL FIXED ASSETS	0.00	0.00	0.00	0.00	0.00	0.00
TOTAL - ASSESSOR	1,266,766.10	1,341,540.00	1,318,661.00	1,371,342.00	1,360,814.00	1,349,772.00
58900 A87 - COUNTYWIDE COST ALLOC PLAN	136,573.00	132,061.00	110,789.00	103,399.00	103,399.00	103,399.00
GRAND TOTAL - ASSESSOR	1,403,339.10	1,473,601.00	1,429,450.00	1,474,741.00	1,464,213.00	1,453,171.00

COUNTY OF AMADOR
 Financing Sources Detail by Budget Unit
 Fiscal Year 2020-2021

State Controller Schedule
 County Budget Act

Budget Unit: 1220 Assessor
 Function: General
 Activity: Finance

Revenue	ACTUAL 2017-2018	ACTUAL 2018-2019	ADOPTED 2019-2020	BASE BUDGET 2020-2021	REQUESTED 2020-2021	RECOMMENDED 2020-2021
45240 State Aid Other	0.00	50,000.00	50,000.00	0.00	0.00	0.00
46640 Asst & Tax Coll Fee %	95,844.89	77,114.22	60,000.00	60,000.00	60,000.00	60,000.00
47890 Miscellaneous	0.11	0.00	950.00	950.00	950.00	950.00
Total Revenues	95,845.00	127,114.22	110,950.00	60,950.00	60,950.00	60,950.00
Total Expenditures	1,403,339.10	1,473,601.00	1,429,450.00	1,474,741.00	1,464,213.00	1,453,171.00
Requested Contribution	1,261,984.00	1,346,486.78	1,318,500.00	1,413,791.00	1,403,263.00	1,392,221.00
General Fund Contribution	1,307,494.10	1,346,486.78	1,318,500.00	1,413,791.00	1,413,791.00	1,392,221.00
DEPARTMENT REDUCTION					10,528.00	0.00

COUNTY OF AMADOR
 Financing Uses Detail by Budget Unit
 Fiscal Year 2020-2021

State Controller Schedule
 County Budget Act

Budget Unit: 1230 Tax Collector
 Function: General
 Activity: Finance

FINANCING USES CLASSIFICATION	ACTUAL 2017-2018	ACTUAL 2018-2019	ADOPTED 2019-2020	BASE BUDGET 2020-2021	REQUESTED 2020-2021	RECOMMENDED 2020-2021
SALARIES AND EMPLOYEE BENEFITS						
50100 SALARIES AND WAGES	196,295.56	199,347.07	193,558.00	203,971.00	203,971.00	203,971.00
50200 DEFERRED COMP COUNTY MATCH	50.00	360.00	360.00	360.00	360.00	360.00
50300 RETIREMENT - EMPLOYER'S SHARE	19,222.06	19,957.30	20,454.00	22,773.00	22,773.00	22,773.00
50304 RETIREMENT-MISC UNFUNDED LIABILITY	25,259.04	29,508.00	34,228.00	37,762.00	37,762.00	37,971.00
50310 FICA/MEDICARE - EMPLOYER'S SHARE	14,567.06	14,639.79	14,835.00	15,631.00	15,631.00	15,631.00
50400 EMPLOYEE GROUP INSURANCE	48,066.17	53,379.68	54,912.00	57,044.00	57,044.00	57,044.00
50500 WORKER'S COMPENSATION INSURANCE	296.08	270.11	266.00	266.00	266.00	266.00
TOTAL SALARIES/EMPLOYEE BENEFITS	303,755.97	317,461.95	318,613.00	337,807.00	337,807.00	338,016.00
SERVICES AND SUPPLIES						
51200 COMMUNICATIONS	1,220.40	1,250.96	1,262.00	1,233.00	1,233.00	1,233.00
51700 MAINTENANCE - EQUIPMENT	637.08	1,240.87	750.00	750.00	750.00	750.00
51760 MAINTENANCE - PROGRAMS	2,560.24	2,727.04	2,700.00	2,688.00	2,688.00	2,688.00
52000 MEMBERSHIPS	125.00	125.00	200.00	200.00	200.00	200.00
52200 OFFICE EXPENSES	26,618.10	27,677.37	31,000.00	31,000.00	34,100.00	34,100.00
52211 G.S.A. DEPT. COST ALLOCATION	14,678.00	15,960.00	19,637.00	20,826.00	20,826.00	20,826.00
52300 PROFESSIONAL/SPECIALIZED SERVICES	56,977.42	55,828.50	66,600.00	66,600.00	68,700.00	68,700.00
52400 PUBLICATIONS AND LEGAL NOTICES	5,820.08	6,249.28	6,950.00	6,950.00	7,250.00	7,250.00
52500 RENTS, LEASES - EQUIPMENT	184.28	174.65	1,358.00	1,358.00	1,358.00	1,358.00
52700 MINOR EQUIPMENT	0.00	1,014.99	250.00	250.00	0.00	0.00
52910 MEETINGS AND CONVENTIONS	508.04	1,088.35	1,500.00	1,500.00	1,500.00	1,500.00
TOTAL SERVICES AND SUPPLIES	109,328.64	113,337.01	132,207.00	133,355.00	138,605.00	138,605.00
FIXED ASSETS						
56200 EQUIPMENT	4,080.26	0.00	0.00	0.00	0.00	0.00
TOTAL FIXED ASSETS	4,080.26	0.00	0.00	0.00	0.00	0.00
TOTAL - TAX COLLECTOR	417,164.87	430,798.96	450,820.00	471,162.00	476,412.00	476,621.00
58900 A87- COUNTYWIDE COST ALLOC PLAN	72,243.00	53,940.00	44,474.00	47,474.00	47,474.00	47,474.00
GRAND TOTAL - TAX COLLECTOR	489,407.87	484,738.96	495,294.00	518,636.00	523,886.00	524,095.00

COUNTY OF AMADOR
 Financing Sources Detail by Budget Unit
 Fiscal Year 2020-2021

State Controller Schedule
 County Budget Act

Budget Unit: 1230 Tax Collector
 Function: General
 Activity: Finance

	ACTUAL 2017-2018	ACTUAL 2018-2019	ADOPTED 2019-2020	BASE BUDGET 2020-2021	REQUESTED 2020-2021	RECOMMENDED 2020-2021
Revenue						
46640 Assessment & Tax Coll Fee	49,281.93	44,089.03	42,000.00	42,000.00	42,000.00	42,000.00
46641 Tax Collector's Fees	51,282.11	38,745.17	50,000.00	50,000.00	40,000.00	40,000.00
46650 Tax Collector Publication	207.36	12.96	150.00	150.00	150.00	150.00
47890 Miscellaneous Revenues	22,298.71	19,118.00	20,000.00	20,000.00	20,000.00	20,000.00
Total Revenues	123,070.11	101,965.16	112,150.00	112,150.00	102,150.00	102,150.00
Total Expenditures	489,407.87	484,738.96	495,294.00	518,636.00	523,886.00	524,095.00
Requested Contribution	382,512.00	382,773.80	383,144.00	406,486.00	421,736.00	421,945.00
General Fund Contribution	366,337.76	382,773.80	383,144.00	406,486.00	406,486.00	421,945.00
DEPARTMENT REDUCTION					(15,250.00)	0.00

COUNTY OF AMADOR
Financing Uses Detail by Budget Unit
Fiscal Year 2020-2021

Budget Unit: 1300 County Counsel
Function: General
Activity: Counsel

FINANCING USES CLASSIFICATION	ACTUAL 2017-2018	ACTUAL 2018-2019	ADOPTED 2019-2020	BASE BUDGET 2020-2021	REQUESTED 2020-2021	RECOMMENDED 2020-2021
SALARIES AND EMPLOYEE BENEFITS						
50100 SALARIES AND WAGES	535,364.17	536,487.48	551,382.00	505,015.00	505,015.00	505,015.00
50200 DEFERRED COMP COUNTY MATCH	300.00	1,554.75	2,400.00	1,200.00	1,200.00	1,200.00
50300 RETIREMENT - EMPLOYER'S SHARE	45,652.97	46,278.73	50,234.00	49,392.00	49,392.00	49,392.00
50304 RETIREMENT-MISC UNFUNDED LIABILITY	71,835.00	80,339.00	93,849.00	90,867.00	90,867.00	91,367.00
50310 FICA/MEDICARE - EMPLOYER'S SHARE	38,679.80	38,259.47	40,680.00	36,889.00	36,889.00	36,889.00
50400 EMPLOYEE GROUP INSURANCE	46,913.05	41,529.44	37,690.00	44,673.00	44,673.00	44,673.00
50500 WORKER'S COMPENSATION INSURANCE	1,681.44	1,367.04	1,344.00	1,157.00	1,157.00	1,157.00
TOTAL SALARIES/EMPLOYEE BENEFITS	740,426.43	745,815.91	777,579.00	729,193.00	729,193.00	729,693.00
SERVICES AND SUPPLIES						
51200 COMMUNICATIONS	1,879.05	1,912.19	1,957.00	2,015.00	2,015.00	2,015.00
51700 MAINTENANCE - EQUIPMENT	0.00	0.00	200.00	200.00	200.00	200.00
51760 MAINTENANCE - PROGRAMS	2,594.76	2,776.24	2,369.00	2,852.00	2,852.00	2,852.00
52000 MEMBERSHIPS	4,697.00	4,004.00	5,554.00	5,554.00	5,554.00	5,554.00
52200 OFFICE EXPENSES	2,431.05	1,559.60	1,985.00	1,985.00	1,985.00	1,985.00
52211 G.S.A. DEPT. COST ALLOCATION	4,768.00	4,425.00	7,689.00	4,014.00	4,014.00	4,014.00
52300 PROFESSIONAL/SPECIALIZED SERVICES	62.00	32.00	0.00	0.00	0.00	0.00
52302 OUTSIDE LEGAL COSTS	405,100.75	247,500.27	173,295.00	300,000.00	350,000.00	350,000.00
52500 RENTS, LEASES - EQUIPMENT	479.10	368.67	672.00	672.00	672.00	672.00
52700 MINOR EQUIPMENT	0.00	2,562.35	2,500.00	2,500.00	2,500.00	2,500.00
52800 SPECIAL DEPARTMENTAL EXPENSE	20,502.63	20,280.32	19,285.00	19,285.00	19,285.00	19,285.00
52870 STAFF TRAINING	4,001.90	1,105.92	4,800.00	4,800.00	4,800.00	4,800.00
TOTAL SERVICES AND SUPPLIES	446,516.24	286,526.56	220,306.00	343,877.00	393,877.00	393,877.00
FIXED ASSETS						
56200 EQUIPMENT	0.00	0.00	0.00	0.00	0.00	0.00
TOTAL FIXED ASSETS	0.00	0.00	0.00	0.00	0.00	0.00
TOTAL - COUNTY COUNSEL	1,186,942.67	1,032,342.47	997,885.00	1,073,070.00	1,123,070.00	1,123,570.00
58900 A87- COUNTYWIDE COST ALLOC PLAN	(594,756.00)	(692,590.00)	(765,864.00)	(729,028.00)	(729,028.00)	(729,028.00)
GRAND TOTAL - COUNTY COUNSEL	592,186.67	339,752.47	232,021.00	344,042.00	394,042.00	394,542.00

State Controller Schedule
County Budget Act

COUNTY OF AMADOR
Financing Sources Detail by Budget Unit
Fiscal Year 2020-2021

Budget Unit: 1300 County Counsel
Function: General
Activity: Counsel

Revenue	ACTUAL 2017-2018	ACTUAL 2018-2019	ADOPTED 2019-2020	BASE BUDGET 2020-2021	REQUESTED 2020-2021	RECOMMENDED 2020-2021
46009 Charges for Services	1,659.00	100.00	0.00	0.00	0.00	0.00
46693 County Counsel Fees	8,191.70	1,208.80	18,674.00	18,674.00	5,000.00	5,000.00
Total Revenues	9,850.70	1,308.80	18,674.00	18,674.00	5,000.00	5,000.00
Total Expenditures	592,186.67	339,752.47	232,021.00	344,042.00	394,042.00	394,542.00
Requested Contribution	650,687.00	338,443.67	213,347.00	325,368.00	389,042.00	389,542.00
General Fund Contribution	582,335.97	338,443.67	213,347.00	325,368.00	325,368.00	389,542.00
DEPARTMENT REDUCTION					(63,674.00)	0.00

COUNTY OF AMADOR
Financing Uses Detail by Budget Unit
Fiscal Year 2020-2021

Budget Unit: 1400 Human Resources/Personnel
Function: General
Activity: Personnel

FINANCING USES CLASSIFICATION	ACTUAL 2017-2018	ACTUAL 2018-2019	ADOPTED 2019-2020	BASE BUDGET 2020-2021	REQUESTED 2020-2021	RECOMMENDED 2020-2021
SALARIES AND EMPLOYEE BENEFITS						
50100 SALARIES AND WAGES	244,921.39	246,668.01	235,205.00	277,946.00	268,898.00	268,898.00
50200 DEFERRED COMP COUNTY MATCH	450.00	1,800.00	1,800.00	1,950.00	1,950.00	1,950.00
50300 RETIREMENT - EMPLOYER'S SHARE	20,110.22	20,744.10	21,659.00	26,647.00	25,736.00	25,736.00
50304 RETIREMENT-MISC UNFUNDED LIABILITY	30,938.04	34,978.00	40,464.00	49,022.00	47,347.00	47,607.00
50310 FICA/MEDICARE - EMPLOYER'S SHARE	18,274.92	18,407.71	18,131.00	21,412.00	20,720.00	20,720.00
50400 EMPLOYEE GROUP INSURANCE	23,285.84	33,062.58	40,732.00	23,402.00	23,402.00	23,402.00
50500 WORKER'S COMPENSATION INSURANCE	372.10	335.78	330.00	327.00	327.00	327.00
TOTAL SALARIES/EMPLOYEE BENEFITS	338,352.51	355,996.18	358,321.00	400,706.00	388,380.00	388,640.00
SERVICES AND SUPPLIES						
51200 COMMUNICATIONS	1,226.36	1,261.52	1,241.00	1,297.00	1,297.00	1,297.00
51700 MAINTENANCE - EQUIPMENT	0.00	0.00	0.00	0.00	0.00	0.00
51760 MAINTENANCE - PROGRAMS	3,073.11	3,420.40	2,088.00	2,659.00	2,659.00	2,659.00
52000 MEMBERSHIPS	1,579.00	1,589.00	1,599.00	1,599.00	1,600.00	1,600.00
52200 OFFICE EXPENSES	3,533.38	4,323.46	4,440.00	4,440.00	4,440.00	4,440.00
52211 G.S.A. DEPT. COST ALLOCATION	5,728.00	6,006.00	8,532.00	6,164.00	6,164.00	6,164.00
52300 PROFESSIONAL/SPECIALIZED SERVICES	72,017.29	72,976.04	74,839.00	74,839.00	77,879.00	77,879.00
52500 RENTS, LEASES-EQUIPMENT	210.00	0.00	0.00	0.00	0.00	0.00
52700 MINOR EQUIPMENT	0.00	0.00	0.00	0.00	0.00	0.00
52800 SPECIAL DEPARTMENTAL EXPENSE	0.00	2,500.00	0.00	0.00	0.00	0.00
52870 STAFF TRAINING	791.76	2,296.86	1,945.00	1,945.00	1,800.00	1,800.00
TOTAL SERVICES AND SUPPLIES	88,158.90	94,373.28	94,684.00	92,943.00	95,839.00	95,839.00
FIXED ASSETS						
56200 EQUIPMENT	0.00	0.00	0.00	0.00	0.00	0.00
TOTAL FIXED ASSETS	0.00	0.00	0.00	0.00	0.00	0.00
TOTAL - HUMAN RESOURCES/PERSONNEL	426,511.41	450,369.46	453,005.00	493,649.00	484,219.00	484,479.00
58900 A87 - COUNTYWIDE COST ALLOC PLAN	(449,682.00)	(461,527.00)	(483,549.00)	(498,692.00)	(498,692.00)	(498,692.00)
GRAND TOTAL - HUMAN RESOURCES/PERSONNEL	(23,170.59)	(11,157.54)	(30,544.00)	(5,043.00)	(14,473.00)	(14,213.00)

State Controller Schedules
County Budget Act

COUNTY OF AMADOR
Financing Sources by Budget Unit
Fiscal Year 2020-2021

Budget Unit: 1400 Human Resources/Personnel
Function: General
Activity: Personnel

Revenues	ACTUAL 2017-2018	ACTUAL 2018-2019	ADOPTED 2019-2020	BASE BUDGET 2020-2021	REQUESTED 2020-2021	RECOMMENDED 2020-2021
47890 Miscellaneous Revenues	0.00	0.00	0.00	0.00	0.00	0.00
Total Revenues	0.00	0.00	0.00	0.00	0.00	0.00
Total Expenditures	(23,170.59)	(11,157.54)	(30,544.00)	(5,043.00)	(14,473.00)	(14,213.00)
Requested Contribution	(26,215.00)	(11,157.54)	(30,544.00)	(5,043.00)	(14,473.00)	(14,213.00)
General Fund Contribution	(23,170.59)	(11,157.54)	(30,544.00)	(5,043.00)	(5,043.00)	(14,213.00)
DEPARTMENT REDUCTION					9,430.00	0.00

COUNTY OF AMADOR
 Financing Uses Detail by Budget Unit
 Fiscal Year 2020-2021

State Controller Schedules
 County Budget Act

Budget Unit: 1510 Elections
 Function: General
 Activity: Elections

FINANCING USES CLASSIFICATION	ACTUAL 2017-2018	ACTUAL 2018-2019	ADOPTED 2019-2020	BASE BUDGET 2020-2021	REQUESTED 2020-2021	RECOMMENDED 2020-2021
SALARIES AND EMPLOYEE BENEFITS						
50100 SALARIES AND WAGES	212,769.98	230,077.00	191,612.00	207,849.00	225,069.00	225,069.00
50102 OVERTIME	1,878.28	1,084.82	0.00	0.00	0.00	0.00
50200 DEFERRED COMP COUNTY MATCH	175.00	600.00	300.00	300.00	300.00	300.00
50300 RETIREMENT - EMPLOYER'S SHARE	20,709.56	21,948.07	19,791.00	21,976.00	21,976.00	21,976.00
50304 RETIREMENT-MISC UNFUNDED LIABILITY	26,714.04	31,048.00	32,184.00	35,463.00	35,463.00	35,658.00
50310 FICA/MEDICARE - EMPLOYER'S SHARE	15,945.32	17,185.45	14,681.00	15,923.00	17,241.00	17,241.00
50400 EMPLOYEE GROUP INSURANCE	27,158.45	39,542.33	41,971.00	21,990.00	21,990.00	21,990.00
50500 WORKER'S COMPENSATION INSURANCE	316.74	295.36	290.00	1,246.00	1,246.00	1,246.00
TOTAL SALARIES/EMPLOYEE BENEFITS	305,667.37	341,781.03	300,829.00	304,747.00	323,285.00	323,480.00
SERVICES AND SUPPLIES						
51200 COMMUNICATIONS	1,066.84	1,042.48	1,099.00	1,158.00	1,158.00	1,158.00
51700 MAINTENANCE - EQUIPMENT	300.96	23,789.17	12,802.00	12,802.00	12,200.00	12,200.00
51760 MAINTENANCE - PROGRAMS	22,963.32	26,761.38	38,061.00	37,974.00	52,229.00	52,229.00
52000 MEMBERSHIPS	0.00	100.00	318.00	318.00	318.00	318.00
52200 OFFICE EXPENSES	5,650.91	10,138.62	15,950.00	15,950.00	19,260.00	19,260.00
52211 G.S.A. DEPT. COST ALLOCATION	8,409.00	5,934.00	9,232.00	10,009.00	10,009.00	10,009.00
52300 PROFESSIONAL & SPECIALIZED SERVICES	0.00	490.88	0.00	0.00	0.00	0.00
52400 PUBLICATIONS AND LEGAL NOTICES	534.80	799.04	1,500.00	1,500.00	1,500.00	1,500.00
52500 RENTS, LEASES- EQUIPMENT	588.73	467.84	500.00	500.00	500.00	500.00
52700 MINOR EQUIPMENT	0.00	280.10	0.00	0.00	3,200.00	3,200.00
52831 ELECTION-PRINTING /BALLOTS/ ENVELOPES	30,307.80	102,228.37	101,000.00	101,000.00	93,300.00	93,300.00
52832 ELECTION-SERVICES/SUPPLIES	3,427.72	2,881.15	12,275.00	12,275.00	2,025.00	2,025.00
52833 ELECTION-POLL WORKERS	12,179.35	13,145.44	10,000.00	10,000.00	0.00	0.00
52834 ELECTION-POLLING PLACES	100.00	2,150.00	1,250.00	1,250.00	1,250.00	1,250.00
52870 STAFF TRAINING	0.00	345.26	0.00	0.00	0.00	0.00
52910 MEETINGS AND CONVENTIONS	801.68	1,281.23	1,500.00	1,500.00	1,500.00	1,500.00
54181 HAVA GRANT	0.00	9,875.89	20,000.00	0.00	20,000.00	20,000.00
TOTAL SERVICES AND SUPPLIES	86,331.11	201,710.85	225,487.00	206,236.00	218,449.00	218,449.00
FIXED ASSETS						
56200 FIXED ASSETS - EQUIPMENT	0.00	0.00	143,000.00	0.00	0.00	0.00
TOTAL FIXED ASSETS	0.00	0.00	143,000.00	0.00	0.00	0.00
TOTAL - ELECTIONS	391,998.48	543,491.88	669,316.00	510,983.00	541,734.00	541,929.00
58900 A87 - COUNTYWIDE COST ALLOC PLAN	136,829.00	107,022.00	114,025.00	142,214.00	142,214.00	142,214.00
GRAND TOTAL - ELECTIONS	528,827.48	650,513.88	783,341.00	653,197.00	683,948.00	684,143.00

COUNTY OF AMADOR
 Financing Sources Detail by Budget Unit
 Fiscal Year 2020-2021

State Controller Schedules
 County Budget Act

Budget Unit: 1510 Election
 Function: General
 Activity: Elections

Revenue	ACTUAL 2017-2018	ACTUAL 2018-2019	ADOPTED 2019-2020	BASE BUDGET 2020-2021	REQUESTED 2020-2021	RECOMMENDED 2020-2021
45240 State Aid Other	0.00	0.00	88,250.00	0.00	20,000.00	20,000.00
45630 Federal Other	0.00	0.00	20,000.00	0.00	47,639.00	47,639.00
46850 Election Services	19,844.89	26,971.70	5,000.00	5,000.00	1,000.00	1,000.00
Total Revenues	19,844.89	26,971.70	113,250.00	5,000.00	68,639.00	68,639.00
Total Expenditures	528,827.48	650,513.88	783,341.00	653,197.00	683,948.00	684,143.00
Requested Contribution	538,436.00	623,542.18	670,091.00	648,197.00	615,309.00	615,504.00
General Fund Contribution	508,982.59	623,542.18	670,091.00	648,197.00	648,197.00	615,504.00
DEPARTMENT REDUCTION					32,888.00	0.00

COUNTY OF AMADOR
Financing Uses Detail by Budget Unit
Fiscal Year 2020-2021

Budget Unit: 1700 Facilities Maintenance
Function: General
Activity: Property Management

FINANCING USES CLASSIFICATION	ACTUAL 2017-2018	ACTUAL 2018-2019	ADOPTED 2019-2020	BASE BUDGET 2020-2021	REQUESTED 2020-2021	RECOMMENDED 2020-2021
SALARIES AND EMPLOYEE BENEFITS						
50100 SALARIES AND WAGES	576,964.73	593,642.91	601,231.00	649,006.00	649,006.00	647,683.00
50102 OVERTIME	2,723.75	2,342.27	3,775.00	3,775.00	3,775.00	3,775.00
50200 DEFERRED COMP COUNTY MATCH	60.00	239.97	240.00	240.00	240.00	240.00
50300 RETIREMENT - EMPLOYER'S SHARE	48,755.30	50,688.97	55,163.00	62,911.00	62,911.00	62,778.00
50304 RETIREMENT-MISC UNFUNDED LIABILITY	74,016.96	90,019.00	103,120.00	115,737.00	115,737.00	116,129.00
50310 FICA/MEDICARE - EMPLOYER'S SHARE	42,820.64	43,442.84	46,013.00	49,239.00	49,239.00	49,138.00
50400 EMPLOYEE GROUP INSURANCE	123,608.75	133,559.85	146,659.00	146,799.00	146,799.00	146,799.00
50500 WORKER'S COMPENSATION INSURANCE	19,133.13	19,309.71	18,988.00	21,435.00	21,435.00	21,435.00
TOTAL SALARIES/EMPLOYEE BENEFITS	888,083.26	933,245.52	975,189.00	1,049,142.00	1,049,142.00	1,047,977.00
SERVICES AND SUPPLIES						
51100 CLOTHING & PERSONAL SUPPLIES	1,760.01	1,663.34	2,317.00	2,317.00	2,317.00	2,317.00
51200 COMMUNICATIONS	2,730.03	2,947.90	2,316.00	2,428.00	2,428.00	2,428.00
51400 HOUSEHOLD EXPENSE	43,441.50	19,116.10	31,000.00	31,000.00	31,000.00	31,000.00
51760 MAINTENANCE - PROGRAMS	3,449.53	6,007.46	4,365.00	4,549.00	5,035.00	5,035.00
51800 MAINTENANCE - BLDG & STRUCTURES	362.44	245.40	730.00	730.00	730.00	730.00
51810 MAINTENANCE - OTHER BLDGS	59,141.26	73,366.32	64,140.00	64,140.00	64,140.00	64,140.00
58100 MISCELLANEOUS EXPENSE	0.00	7,500.00	0.00	0.00	0.00	0.00
52200 OFFICE EXPENSES	2,017.65	844.96	1,000.00	1,000.00	1,000.00	1,000.00
52211 G.S.A. DEPT. COST ALLOCATION	32,171.00	40,444.00	60,525.00	44,650.00	44,650.00	44,650.00
52251 COPIER POOL	59.78	51.46	130.00	130.00	130.00	130.00
52300 PROFESSIONAL/SPECIALIZED SERVICES	9,502.02	12,770.36	7,000.00	7,000.00	9,413.00	9,413.00
52500 RENTS, LEASES-EQUIPMENT	2,740.59	0.00	0.00	0.00	0.00	0.00
52870 STAFF TRAINING	295.00	115.00	3,300.00	3,300.00	3,300.00	3,300.00
52900 G.S.A. AND IN-COUNTY TRAVEL	39,388.89	53,359.54	48,281.00	48,281.00	48,281.00	48,281.00
53000 UTILITIES	162,661.66	164,474.66	153,000.00	153,000.00	154,917.00	154,917.00
TOTAL SERVICES AND SUPPLIES	359,721.36	382,906.50	378,104.00	362,525.00	367,341.00	367,341.00
FIXED ASSETS						
56200 EQUIPMENT	0.00	0.00	0.00	0.00	0.00	0.00
TOTAL FIXED ASSETS	0.00	0.00	0.00	0.00	0.00	0.00
TOTAL - FACILITIES MAINTENANCE	1,247,804.62	1,316,152.02	1,353,293.00	1,411,667.00	1,416,483.00	1,415,318.00
58900 A87 - COUNTYWIDE COST ALLOC PLAN	(935,964.00)	(915,179.00)	(938,102.00)	(983,337.00)	(983,337.00)	(983,337.00)
GRAND TOTAL - FACILITIES MAINTENANCE	311,840.62	400,973.02	415,191.00	428,330.00	433,146.00	431,981.00

State Controller Schedules
County Budget Act

COUNTY OF AMADOR
Financing Sources Detail by Budget Unit
Fiscal Year 2020-2021

Budget Unit: 1700 Facilities Maintenance
Function: General
Activity: Property Management

Revenue	ACTUAL 2017-2018	ACTUAL 2018-2019	ADOPTED 2019-2020	BASE BUDGET 2020-2021	REQUESTED 2020-2021	RECOMMENDED 2020-2021
47890 Miscellaneous	1,841.20	2,185.84	0.00	0.00	0.00	0.00
48080 Building Maintenance	12,261.88	12,322.47	10,000.00	10,000.00	10,000.00	10,000.00
Total Revenues	14,103.08	14,508.31	10,000.00	10,000.00	10,000.00	10,000.00
Total Expenditures	311,840.62	400,973.02	415,191.00	428,330.00	433,146.00	431,981.00
Requested Contribution	300,553.00	386,464.71	405,191.00	418,330.00	423,146.00	421,981.00
General Fund Contribution	297,737.54	386,464.71	405,191.00	418,330.00	418,330.00	421,981.00
DEPARTMENT REDUCTION					(4,816.00)	0.00

COUNTY OF AMADOR
 Financing Uses Detail by Budget Unit
 Fiscal Year 2020-2021

State Controller Schedules
 County Budget Act

Budget Unit: 1710 Records Management
 Function: General
 Activity: Property Management

FINANCING USES CLASSIFICATION	ACTUAL 2017-2018	ACTUAL 2018-2019	ADOPTED 2019-2020	BASE BUDGET 2020-2021	REQUESTED 2020-2021	RECOMMENDED 2020-2021
SALARIES AND EMPLOYEE BENEFITS						
50100 SALARIES AND WAGES	33,480.27	34,316.07	33,244.00	35,078.00	35,078.00	35,078.00
50200 DEFERRED COMP COUNTY MATCH	90.00	359.99	360.00	360.00	360.00	360.00
50300 RETIREMENT - EMPLOYER'S SHARE	2,956.97	3,050.69	3,148.00	3,532.00	3,532.00	3,532.00
50304 RETIREMENT-MISC UNFUNDED LIABILITY	4,751.04	5,081.00	5,882.00	6,497.00	6,497.00	6,533.00
50310 FICA/MEDICARE - EMPLOYER'S SHARE	2,360.73	2,417.75	2,571.00	2,711.00	2,711.00	2,711.00
50400 EMPLOYEE GROUP INSURANCE	12,695.52	12,910.33	13,279.00	13,794.00	13,794.00	13,794.00
50500 WORKER'S COMPENSATION INSURANCE	348.35	46.08	46.00	46.00	46.00	46.00
TOTAL SALARIES/EMPLOYEE BENEFITS	56,682.88	58,181.91	58,530.00	62,018.00	62,018.00	62,054.00
SERVICES AND SUPPLIES						
51200 COMMUNICATIONS	691.74	711.62	639.00	690.00	690.00	690.00
51760 MAINTENANCE - PROGRAMS	663.68	699.96	753.00	1,063.00	1,063.00	1,063.00
52000 MEMBERSHIPS	0.00	175.00	175.00	175.00	175.00	175.00
52200 OFFICE EXPENSES	603.89	252.10	600.00	600.00	600.00	600.00
52211 G.S.A. DEPT. COST ALLOCATION	6,034.00	6,326.00	7,920.00	6,472.00	6,472.00	6,472.00
52300 PROFESSIONAL/SPECIALIZED SERVICES	3,367.63	3,323.72	4,750.00	4,750.00	4,750.00	4,750.00
52700 MINOR EQUIPMENT	0.00	0.00	0.00	0.00	0.00	0.00
52800 SPECIAL DEPARTMENTAL EXPENSE	0.00	40.00	100.00	100.00	100.00	100.00
52910 MEETINGS AND CONVENTIONS	0.00	0.00	0.00	0.00	0.00	0.00
53000 UTILITIES	2,944.50	2,872.50	2,685.00	2,685.00	2,685.00	2,685.00
TOTAL SERVICES AND SUPPLIES	14,305.44	14,400.90	17,622.00	16,535.00	16,535.00	16,535.00
FIXED ASSETS						
56200 EQUIPMENT	0.00	0.00	0.00	0.00	0.00	0.00
TOTAL FIXED ASSETS	0.00	0.00	0.00	0.00	0.00	0.00
TOTAL - RECORDS MANAGEMENT	70,988.32	72,582.81	76,152.00	78,553.00	78,553.00	78,589.00
58900 A87 - COUNTYWIDE COST ALLOC PLAN	65,280.00	60,859.00	55,375.00	46,686.00	46,686.00	46,686.00
GRAND TOTAL - RECORDS MANAGEMENT	136,268.32	133,441.81	131,527.00	125,239.00	125,239.00	125,275.00

COUNTY OF AMADOR
 Financing Sources Detail by Budget Unit
 Fiscal Year 2020-2021

State Controller Schedules
 County Budget Act

Budget Unit: 1710 Records Management
 Function: General
 Activity: Property Management

Revenue	ACTUAL 2017-2018	ACTUAL 2018-2019	ADOPTED 2019-2020	BASE BUDGET 2020-2021	REQUESTED 2020-2021	RECOMMENDED 2020-2021
47890 Miscellaneous	0.00	0.00	0.00	0.00	0.00	0.00
Total Revenues	0.00	0.00	0.00	0.00	0.00	0.00
Total Expenditures	136,268.32	133,441.81	131,527.00	125,239.00	125,239.00	125,275.00
Requested Contribution	135,724.00	133,441.81	131,527.00	125,239.00	125,239.00	125,275.00
General Fund Contribution	136,268.32	133,441.81	131,527.00	125,239.00	125,239.00	125,275.00
DEPARTMENT REDUCTION					0.00	0.00

COUNTY OF AMADOR
 Financing Uses Detail by Budget Unit
 Fiscal Year 2020-2021

State Controller Schedules
 County Budget Act

Budget Unit: 1800 ACO General
 Function: General
 Activity: Plant Acquisition

FINANCING USES CLASSIFICATION	ACTUAL 2017-2018	ACTUAL 2018-2019	ADOPTED 2019-2020	BASE BUDGET 2020-2021	REQUESTED 2020-2021	RECOMMENDED 2020-2021
58900 A87 - COUNTYWIDE COST ALLOC PLAN	(709,573.00)	(688,695.00)	(725,521.00)	(802,085.00)	(802,085.00)	(802,085.00)
GRAND TOTAL - ACO GENERAL	(709,573.00)	(688,695.00)	(725,521.00)	(802,085.00)	(802,085.00)	(802,085.00)

COUNTY OF AMADOR
 Financing Uses Detail by Budget Unit
 Fiscal Year 2020-2021

State Controller Schedules
 County Budget Act

Budget Unit: 1805 ACO Memorial Hall
 Function: General
 Activity: Plant Acquisition

FINANCING USES CLASSIFICATION	ACTUAL 2017-2018	ACTUAL 2018-2019	ADOPTED 2019-2020	BASE BUDGET 2020-2021	REQUESTED 2020-2021	RECOMMENDED 2020-2021
FIXED ASSETS						
56115 MEMORIAL HALL NO. 5	20,000.00	0.00	0.00	0.00	0.00	0.00
TOTAL FIXED ASSETS	20,000.00	0.00	0.00	0.00	0.00	0.00
TOTAL - ACO MEMORIAL HALL	20,000.00	0.00	0.00	0.00	0.00	0.00
GRAND TOTAL - ACO MEMORIAL HALL	20,000.00	0.00	0.00	0.00	0.00	0.00

Fund #10500

Memorial Hall, District 5 Fund: #10500

COUNTY OF AMADOR
 Financing Sources Detail by Budget Unit
 Fiscal Year 2020-2021

State Controller Schedules
 County Budget Act

Budget Unit: 1805
 Function: General
 Activity: Plant Acquisition

Revenue	ACTUAL 2017-2018	ACTUAL 2018-2019	ADOPTED 2019-2020	BASE BUDGET 2020-2021	REQUESTED 2020-2021	RECOMMENDED 2020-2021
44100 Interest	1,778.02	2,567.73	0.00	0.00	0.00	0.00
Total Revenues	1,778.02	2,567.73	0.00	0.00	0.00	0.00
Total Expenditures	20,000.00	0.00	0.00	0.00	0.00	0.00
Net Cost Memorial Hall Fund	18,221.98	(2,567.73)	0.00	0.00	0.00	0.00

COUNTY OF AMADOR
Financing Uses Detail by Budget Unit
Fiscal Year 2020-2021

Budget Unit: 1810 ACO County Improvement
Function: General
Activity: Plant Acquisition

FINANCING USES CLASSIFICATION	ACTUAL 2017-2018	ACTUAL 2018-2019	ADOPTED 2019-2020	BASE BUDGET 2020-2021	REQUESTED 2020-2021	RECOMMENDED 2020-2021
SALARIES AND EMPLOYEE BENEFITS						
50100 SALARIES AND WAGES	22,854.30	23,840.25	33,003.00	34,740.00	34,740.00	34,740.00
50200 DEFERRED COMP COUNTY MATCH	22.51	90.00	150.00	150.00	150.00	150.00
50300 RETIREMENT - EMPLOYER'S SHARE	1,967.98	2,065.41	3,067.00	3,435.00	3,435.00	3,435.00
50304 RETIREMENT-MISC UNFUNDED LIABILITY	2,793.00	3,401.00	5,730.00	6,320.00	6,320.00	6,355.00
50310 FICA/MEDICARE - EMPLOYER'S SHARE	1,605.58	1,537.66	2,536.00	2,348.00	2,348.00	2,348.00
50400 EMPLOYEE GROUP INSURANCE	3,478.32	3,595.86	4,450.00	4,621.00	4,621.00	4,621.00
50500 WORKER'S COMPENSATION INSURANCE	0.00	0.00	0.00	32.00	32.00	32.00
TOTAL SALARIES/EMPLOYEE BENEFITS	32,721.69	34,530.18	48,936.00	51,646.00	51,646.00	51,681.00
SERVICES AND SUPPLIES						
52211 G.S.A. DEPT. COST ALLOCATION	18,766.00	23,353.00	40,702.00	36,811.00	36,811.00	36,811.00
52900 GSA AND IN COUNTY TRAVEL	0.00	0.00	0.00	0.00	0.00	0.00
TOTAL SERVICES AND SUPPLIES	18,766.00	23,353.00	40,702.00	36,811.00	36,811.00	36,811.00
FIXED ASSETS						
56121 CAPITAL IMPROVEMENT - MINOR	50,040.24	136,924.31	150,000.00	150,000.00	150,000.00	150,000.00
56180 CAPITAL IMPROVEMENT - MAJOR PROJECT	176,843.26	96,296.50	829,361.00	829,361.00	824,000.00	533,000.00
56190 CAPITAL IMPROVEMENT-JAIL CONTROL PAI	214,498.40	0.00	0.00	0.00	0.00	0.00
56200 EQUIPMENT	0.00	0.00	0.00	0.00	0.00	0.00
TOTAL FIXED ASSETS	441,381.90	233,220.81	979,361.00	979,361.00	974,000.00	683,000.00
TOTAL - ACO COUNTY IMPROVEMENT	492,869.59	291,103.99	1,068,999.00	1,067,818.00	1,062,457.00	771,492.00
58900 A87 - COUNTYWIDE COST ALLOC PLAN	3,445.00	2,911.00	29,058.00	6,038.00	6,038.00	6,038.00
GRAND TOTAL - ACO COUNTY IMPROVEME	496,314.59	294,014.99	1,098,057.00	1,073,856.00	1,068,495.00	777,530.00

COUNTY OF AMADOR
 Financing Sources Detail by Budget Unit
 Fiscal year 2020-2021

State Controller Schedules
 County Budget Act

Budget Unit: 1810 ACO County Improvement
 Function: General
 Activity: Plant Acquisition

Revenue	ACTUAL 2017-2018	ACTUAL 2018-2019	ADOPTED 2019-2020	BASE BUDGET 2020-2021	REQUESTED 2020-2021	RECOMMENDED 2020-2021
42125 County Facility Fee	245,783.37	154,332.66	0.00	0.00	0.00	0.00
44100 Interest	11,893.28	14,419.16	2,500.00	2,500.00	2,500.00	2,500.00
44200 Rentals	9,821.37	17,122.76	4,235.00	4,235.00	17,000.00	17,000.00
45240 State Aid Other	433.13	0.00	0.00	0.00	0.00	0.00
45630 Federal Other	1,575.00	0.00	0.00	0.00	0.00	0.00
46024 Mitigation Fees	125,000.00	0.00	0.00	0.00	0.00	0.00
47890 Miscellaneous	990.00	4,003.85	0.00	0.00	0.00	0.00
Total Revenues	395,496.15	189,878.43	6,735.00	6,735.00	19,500.00	19,500.00
Total Expenditures	496,314.59	294,014.99	1,098,057.00	1,073,856.00	1,068,495.00	777,530.00
Net Cost to County Improvement Fund	100,818.44	104,136.56	1,091,322.00	1,067,121.00	1,048,995.00	758,030.00

Fund: 18100, Acct 101181

COUNTY OF AMADOR
Financing Uses Detail by Budget Unit
Fiscal Year 2020-2021

Budget Unit: 1815 County Improvement-Jail
Function: General
Activity: Plan Acquisition

FINANCING USES CLASSIFICATION	ACTUAL 2017-2018	ACTUAL 2018-2019	ADOPTED 2019-2020	BASE BUDGET 2020-2021	REQUESTED 2020-2021	RECOMMENDED 2020-2021
SALARIES AND EMPLOYEE BENEFITS						
50100 SALARIES AND WAGES	44,762.52	47,512.43	49,980.00	52,732.00	52,732.00	52,732.00
50200 DEFERRED COMP COUNTY MATCH	67.52	270.00	270.00	270.00	270.00	270.00
50300 RETIREMENT - EMPLOYER'S SHARE	3,892.46	4,169.88	4,675.00	5,247.00	5,247.00	5,247.00
50304 RETIREMENT-MISC UNFUNDED LIABILITY	5,870.04	6,869.00	8,733.00	9,653.00	9,653.00	9,706.00
50310 FICA/MEDICARE - EMPLOYER'S SHARE	3,260.43	3,333.46	3,844.00	3,734.00	3,734.00	3,734.00
50400 EMPLOYEE GROUP INSURANCE	5,582.78	5,786.96	5,822.00	6,180.00	6,180.00	6,180.00
50500 WORKER'S COMPENSATION INSURANCE	0.00	0.00	0.00	63.00	63.00	63.00
TOTAL SALARIES/EMPLOYEE BENEFITS	63,435.75	67,941.73	73,324.00	77,879.00	77,879.00	77,932.00
FIXED ASSETS						
56185 CAPITAL IMPROVEMENT - JAIL	57,377.72	35,107.85	411,128.00	411,128.00	389,510.00	389,510.00
56186 CAPITAL IMPROVEMENT - JAIL State Reimb	388,194.81	430,194.97	1,976,071.00	1,976,071.00	1,976,071.00	1,976,071.00
TOTAL FIXED ASSETS	445,572.53	465,302.82	2,387,199.00	2,387,199.00	2,365,581.00	2,365,581.00
TOTAL - ACO COUNTY IMPROVEMENT	509,008.28	533,244.55	2,460,523.00	2,465,078.00	2,443,460.00	2,443,513.00
58900 A87 - COUNTYWIDE COST ALLOC PLAN	241.00	1,195.00	3,113.00	1,217.00	1,217.00	1,217.00
GRAND TOTAL - ACO COUNTY IMPROVEMENT	509,249.28	534,439.55	2,463,636.00	2,466,295.00	2,444,677.00	2,444,730.00

County Improvement Fund: 18100, Acct #101185

State Controller Schedules
County Budget Act

COUNTY OF AMADOR
Financing Sources Detail by Budget Unit
Fiscal Year 2020-2021

Budget Unit: 1815 County Improvement Jail
Function: General
Activity: Plant Acquisition

Revenue	ACTUAL 2017-2018	ACTUAL 2018-2019	ADOPTED 2019-2020	BASE BUDGET 2020-2021	REQUESTED 2020-2021	RECOMMENDED 2020-2021
42125 County Facility Fee	0.00	0.00	20,000.00	20,000.00	20,000.00	20,000.00
44100 Interest	7,542.47	6,891.28	2,500.00	2,500.00	2,500.00	2,500.00
47940 Operating Transfers	0.00	0.00	1,976,071.00	1,976,071.00	1,976,071.00	1,976,071.00
Total Revenues	7,542.47	6,891.28	1,998,571.00	1,998,571.00	1,998,571.00	1,998,571.00
Total Expenditures	509,249.28	534,439.55	2,463,636.00	2,466,295.00	2,444,677.00	2,444,730.00
Net Cost County Improvement Fund	501,706.81	527,548.27	465,065.00	467,724.00	446,106.00	446,159.00

Fund: 18100, Acct 101185

COUNTY OF AMADOR
Financing Uses Detail by Budget Unit
Fiscal Year 2020-2021

Budget Unit: 1900 Operating Transfers
Function: General
Activity: Other General

FINANCING USES CLASSIFICATION	ACTUAL 2017-2018	ACTUAL 2018-2019	ADOPTED 2019-2020	BASE BUDGET 2020-2021	REQUESTED 2020-2021	RECOMMENDED 2020-2021
TRANSFERS & OTHER CHARGES						
57019 HHS RENTAL & ASSISTANCE	221,240.04	235,676.71	243,000.00	243,000.00	235,715.00	235,715.00
57020 TRIAL COURT OPERATION	402,151.33	353,517.01	420,000.00	420,000.00	420,000.00	420,000.00
57024 DEBT SERVICE	646,811.00	646,925.00	646,668.00	646,668.00	515,668.00	515,668.00
570241 PHOTOVOLTAIC LOAN	52,241.67	52,241.67	52,242.00	52,242.00	52,242.00	52,242.00
TOTAL TRANSFERS & OTHER CHARGES	1,322,444.04	1,288,360.39	1,361,910.00	1,361,910.00	1,223,625.00	1,223,625.00
TOTAL - OPERATING TRANSFERS	1,322,444.04	1,288,360.39	1,361,910.00	1,361,910.00	1,223,625.00	1,223,625.00
58900 A87 - COUNTYWIDE COST ALLOC PLAN	(1,225,818.00)	(875,405.00)	(558,300.00)	(414,645.00)	(414,645.00)	(414,645.00)
GRAND TOTAL - OPERATING TRANSFERS	96,626.04	412,955.39	803,610.00	947,265.00	808,980.00	808,980.00

State Controller Schedules
County Budget Act

COUNTY OF AMADOR
Financing Sources by Budget Unit
Fiscal Year 2020-2021

Budget Unit: 1900 Operating Transfers
Function: General
Activity: Other General

Revenue	ACTUAL 2017-2018	ACTUAL 2018-2019	ADOPTED 2019-2020	BASE BUDGET 2020-2021	REQUESTED 2020-2021	RECOMMENDED 2020-2021
43195 FINES & FEES AB 233	421,025.60	331,540.66	360,000.00	360,000.00	360,000.00	360,000.00
44200 RENTALS	26,707.82	21,624.01	5,400.00	5,400.00	5,400.00	5,400.00
Total Revenues	447,733.42	353,164.67	365,400.00	365,400.00	365,400.00	365,400.00
Total Expenditures	96,626.04	412,955.39	803,610.00	947,265.00	808,980.00	808,980.00
Requested Contribution	(284,685.00)	59,790.72	438,210.00	581,865.00	443,580.00	443,580.00
General Fund Contribution	(351,107.38)	59,790.72	438,210.00	581,865.00	581,865.00	443,580.00
DEPARTMENT REDUCTION					138,285.00	0.00

State Controller Schedule
County Budget Act

COUNTY OF AMADOR
Financing Uses Detail by Budget Unit
Fiscal Year 2020-2021

Budget Unit: 1902 Operating Transfers-Interfund
Function: General
Activity: Other General

FINANCING USES CLASSIFICATION	ACTUAL 2017-2018	ACTUAL 2018-2019	ADOPTED 2019-2020	BASE BUDGET 2020-2021	REQUESTED 2020-2021	RECOMMENDED 2020-2021
TRANSFERS & OTHER CHARGES						
57002 INSURANCE	245,956.00	350,000.00	209,850.00	420,974.00	420,974.00	401,404.00
57006 GSA SUPPORT SER INSURANCE CONTR	104,844.00	0.00	0.00	0.00	0.00	0.00
57013 HEALTH TR. 17608 I W & I	279,000.00	279,000.00	279,000.00	279,000.00	279,000.00	279,000.00
57021 PUBLIC WORKS	55,000.00	600,000.00	10,000.00	0.00	0.00	0.00
57026 COUNTY IMPROVEMENT-JAIL LOAN	0.00	0.00	1,976,071.00	1,976,071.00	1,976,071.00	1,976,071.00
57028 PUBLIC WORKS MAINTENANCE OF EFFORT	815,012.04	822,000.00	822,000.00	822,000.00	822,000.00	822,000.00
57029 HEALTH REALIGNMENT CONTRIBUTION	0.00	68,400.00	0.00	0.00	81,079.00	81,079.00
57035 GSA SUPPORT SERVICES	0.00	0.00	84,128.00	0.00	0.00	0.00
TOTAL TRANSFERS & OTHER CHARGES	1,499,812.04	2,119,400.00	3,381,049.00	3,498,045.00	3,579,124.00	3,559,554.00
GRAND TOTAL - OPERATING TRANSFERS	1,499,812.04	2,119,400.00	3,381,049.00	3,498,045.00	3,579,124.00	3,559,554.00

State Controller Schedule
County Budget Act

COUNTY OF AMADOR
Financing Sources Detail by Budget Unit
Fiscal Year 2020-2021

Budget Unit: 1902 Operating Transfers-Interfund
Function: General
Activity: Other General

Revenue	ACTUAL 2017-2018	ACTUAL 2018-2019	ADOPTED 2019-2020	BASE BUDGET 2020-2021	REQUESTED 2020-2021	RECOMMENDED 2020-2021
Total Revenues	0.00	0.00	0.00	0.00	0.00	0.00
Total Expenditures	1,499,812.04	2,119,400.00	3,381,049.00	3,498,045.00	3,579,124.00	3,559,554.00
Requested Contribution	3,137,200.00	2,119,400.00	3,381,049.00	3,498,045.00	3,579,124.00	3,559,554.00
General Fund Contribution	1,499,812.04	2,119,400.00	3,381,049.00	3,498,045.00	3,498,045.00	3,559,554.00
DEPARTMENT REDUCTION					(81,079.00)	0.00

COUNTY OF AMADOR
 Financing Uses Detail by Budget Unit
 Fiscal Year 2020-2021

State Controller Schedules
 County Budget Act

Budget Unit: 1910 Promotion
 Function: General
 Activity: Promotion

FINANCING USES CLASSIFICATION	ACTUAL 2017-2018	ACTUAL 2018-2019	ADOPTED 2019-2020	BASE BUDGET 2020-2021	REQUESTED 2020-2021	RECOMMENDED 2020-2021
SERVICES AND SUPPLIES						
52805 FAIR BOOTHS	5,000.00	5,000.00	5,000.00	5,000.00	0.00	0.00
52830 DISTRICT AG FAIR (MISS AMADOR)	2,000.00	2,000.00	2,000.00	2,000.00	2,000.00	2,000.00
TOTAL SERVICES AND SUPPLIES	7,000.00	7,000.00	7,000.00	7,000.00	2,000.00	2,000.00
OTHER CHARGES						
54106 AMADOR FAIR FOUNDATION	30,000.00	0.00	0.00	0.00	0.00	0.00
54108 ECONOMIC DEVELOPMENT	0.00	1,939.77	5,820.00	5,820.00	5,820.00	5,820.00
54109 CHAMBER OF COMMERCE	0.00	32,500.00	35,000.00	35,000.00	24,500.00	20,000.00
54110 AMADOR COUNCIL OF TOURISM	101,500.00	101,500.00	101,500.00	101,500.00	90,200.00	80,200.00
54777 ARTS COUNCIL	0.00	5,000.00	5,000.00	5,000.00	3,500.00	3,500.00
TOTAL OTHER CHARGES	131,500.00	140,939.77	147,320.00	147,320.00	124,020.00	109,520.00
TOTAL - PROMOTION	138,500.00	147,939.77	154,320.00	154,320.00	126,020.00	111,520.00
58900 A87 - COUNTYWIDE COST ALLOC PLAN	160.00	133.00	108.00	566.00	566.00	566.00
GRAND TOTAL - PROMOTION	138,660.00	148,072.77	154,428.00	154,886.00	126,586.00	112,086.00

State Controller Schedule
County Budget Act

COUNTY OF AMADOR
Financing Sources Detail by Budget Unit
Fiscal Year 2020-2021

Budget Unit: 1910 Promotion
Function: General
Activity: Promotion

Revenue	ACTUAL 2017-2018	ACTUAL 2018-2019	ADOPTED 2019-2020	BASE BUDGET 2020-2021	REQUESTED 2020-2021	RECOMMENDED 2020-2021
47890 Miscellaneous	0.00	27,000.00	0.00	0.00	0.00	0.00
Total Revenues	0.00	27,000.00	0.00	0.00	0.00	0.00
Total Expenditures	138,660.00	148,072.77	154,428.00	154,886.00	126,586.00	112,086.00
Requested Contribution	143,660.00	121,072.77	154,428.00	154,886.00	126,586.00	112,086.00
General Fund Contribution	138,660.00	121,072.77	154,428.00	154,886.00	154,886.00	112,086.00
DEPARTMENT REDUCTION					28,300.00	0.00

COUNTY OF AMADOR
 Financing Uses Detail by Budget Unit
 Fiscal Year 2020-2021

State Controller Schedule
 County Budget Act

Budget Unit: 1940 Surveying Engineering
 Function: General
 Activity: Finance

FINANCING USES CLASSIFICATION	ACTUAL 2017-2018	ACTUAL 2018-2019	ADOPTED 2019-2020	BASE BUDGET 2020-2021	REQUESTED 2020-2021	RECOMMENDED 2020-2021
SALARIES AND EMPLOYEE BENEFITS						
50100 SALARIES AND WAGES	170,578.77	168,916.68	117,599.00	168,284.00	122,955.00	122,955.00
50200 DEFERRED COMP COUNTY MATCH	150.00	500.00	0.00	600.00	600.00	600.00
50300 RETIREMENT - EMPLOYER'S SHARE	13,925.90	12,870.34	5,953.00	16,380.00	11,511.00	11,511.00
50304 RETIREMENT-MISC UNFUNDED LIABILITY	20,441.04	23,818.00	11,122.00	30,134.00	21,178.00	21,294.00
50310 FICA/MEDICARE - EMPLOYER'S SHARE	13,028.69	12,920.93	8,996.00	12,920.00	9,452.00	9,452.00
50400 EMPLOYEE GROUP INSURANCE	1,222.07	1,091.87	940.00	17,020.00	950.00	950.00
50405 RETIREMENT HEALTH SAVINGS	0.00	23,765.00	0.00	0.00	0.00	0.00
50500 WORKER'S COMPENSATION INSURANCE	946.67	882.59	868.00	829.00	829.00	829.00
TOTAL SALARIES/EMPLOYEE BENEFITS	220,293.14	244,765.41	145,478.00	246,167.00	167,475.00	167,591.00
SERVICES AND SUPPLIES						
51200 COMMUNICATIONS	1,017.00	1,042.48	1,051.00	1,109.00	1,109.00	1,109.00
51700 MAINTENANCE - EQUIPMENT	563.42	1,028.81	1,500.00	1,500.00	1,500.00	1,500.00
51760 MAINTENANCE - PROGRAMS	1,967.48	2,098.64	2,154.00	2,426.00	2,426.00	2,426.00
52200 OFFICE EXPENSES	1,865.85	2,239.35	2,000.00	2,000.00	2,900.00	2,900.00
52211 G.S.A. DEPT. COST ALLOCATION	4,170.00	4,623.00	6,501.00	3,997.00	3,997.00	3,997.00
52300 PROFESSIONAL/SPECIALIZED SERVICES	459.50	434.50	500.00	500.00	500.00	500.00
52400 PUBLICATIONS AND LEGAL NOTICES	117.36	151.14	800.00	800.00	1,200.00	1,200.00
52700 MINOR EQUIPMENT	821.65	0.00	0.00	0.00	0.00	0.00
52870 STAFF TRAINING	0.00	0.00	0.00	0.00	0.00	2,000.00
52900 G.S.A. AND IN-COUNTY TRAVEL	117.05	91.22	311.00	311.00	311.00	311.00
52910 MEETINGS AND CONVENTIONS	0.00	0.00	0.00	0.00	0.00	0.00
TOTAL SERVICES AND SUPPLIES	11,099.31	11,709.14	14,817.00	12,643.00	13,943.00	15,943.00
FIXED ASSETS						
56200 EQUIPMENT	0.00	0.00	0.00	0.00	0.00	0.00
TOTAL FIXED ASSETS	0.00	0.00	0.00	0.00	0.00	0.00
TOTAL - SURVEYING & ENGINEERING	231,392.45	256,474.55	160,295.00	258,810.00	181,418.00	183,534.00
58900 A87 - COUNTYWIDE COST ALLOC PLAN	71,537.00	61,974.00	61,426.00	61,352.00	61,352.00	61,352.00
GRAND TOTAL - SURVEYING & ENGINEERING	302,929.45	318,448.55	221,721.00	320,162.00	242,770.00	244,886.00

COUNTY OF AMADOR
 Financing Sources Detail by Budget Unit
 Fiscal Year 2020-2021

State Controller Schedule
 County Budget Act

Budget Unit: 1940 Surveying Engineering
 Function: General
 Activity: Other General

Revenue	ACTUAL 2017-2018	ACTUAL 2018-2019	ADOPTED 2019-2020	BASE BUDGET 2020-2021	REQUESTED 2020-2021	RECOMMENDED 2020-2021
46710 Planning & Engin Serv	26,148.65	32,582.90	28,000.00	28,000.00	23,000.00	23,000.00
47890 Miscellaneous	682.51	764.99	500.00	500.00	5,000.00	5,000.00
Total Revenues	26,831.16	33,347.89	28,500.00	28,500.00	28,000.00	28,000.00
Total Expenditures	302,929.45	318,448.55	221,721.00	320,162.00	242,770.00	244,886.00
Requested Contribution	267,512.00	285,100.66	193,221.00	291,662.00	214,770.00	216,886.00
General Fund Contribution	276,098.29	285,100.66	193,221.00	291,662.00	291,662.00	216,886.00
DEPARTMENT REDUCTION					76,892.00	0.00

COUNTY OF AMADOR
 Financing Uses Detail by Budget Unit
 Fiscal Year 2020-2021

State Controller Schedule
 County Budget Act

Budget Unit: 1970 Information Technology
 Function: General
 Activity: Other General

FINANCING USES CLASSIFICATION	ACTUAL 2017-2018	ACTUAL 2018-2019	ADOPTED 2019-2020	BASE BUDGET 2020-2021	REQUESTED 2020-2021	RECOMMENDED 2020-2021
SALARIES AND EMPLOYEE BENEFITS						
50100 SALARIES AND WAGES	481,038.73	480,426.99	484,018.00	514,987.00	514,987.00	514,987.00
50102 OVERTIME	1,091.18	176.27	1,000.00	1,000.00	1,000.00	1,000.00
50110 STANDBY	21,088.75	25,941.00	21,000.00	21,000.00	21,000.00	21,000.00
50300 RETIREMENT - EMPLOYER'S SHARE	41,611.22	41,839.04	44,909.00	50,299.00	50,299.00	50,299.00
50304 RETIREMENT-MISC UNFUNDED LIABILITY	61,547.04	71,658.00	83,900.00	92,537.00	92,537.00	93,046.00
50310 FICA/MEDICARE - EMPLOYER'S SHARE	37,509.74	37,482.61	37,027.00	39,396.00	39,396.00	39,396.00
50400 EMPLOYEE GROUP INSURANCE	85,903.87	86,737.97	89,219.00	86,287.00	86,287.00	86,287.00
50500 WORKER'S COMPENSATION INSURANCE	5,434.54	6,946.78	6,831.00	12,511.00	12,511.00	12,511.00
TOTAL SALARIES/EMPLOYEE BENEFITS	735,225.07	751,208.66	767,904.00	818,017.00	818,017.00	818,526.00
SERVICES AND SUPPLIES						
51200 COMMUNICATIONS	2,120.76	2,332.60	2,339.00	2,546.00	2,339.00	2,339.00
51700 MAINTENANCE - EQUIPMENT	801.98	73.79	913.00	913.00	1,789.00	1,789.00
51760 MAINTENANCE - PROGRAMS	586.86	9,806.20	10,594.00	11,341.00	11,341.00	11,341.00
52200 OFFICE EXPENSES	242.44	239.27	250.00	250.00	250.00	250.00
52211 G.S.A. DEPT. COST ALLOCATION	11,433.00	12,658.00	19,956.00	19,624.00	19,624.00	19,624.00
52300 PROFESSIONAL/SPECIALIZED SERVICES	0.00	0.00	1,000.00	1,000.00	1,000.00	1,000.00
52500 RENTS, LEASES - EQUIPMENT	0.00	0.00	1,149.00	1,149.00	480.00	480.00
52870 STAFF TRAINING	17,928.61	3,809.65	9,000.00	9,000.00	9,000.00	9,000.00
52900 G.S.A. AND IN-COUNTY TRAVEL	3,560.49	1,734.37	3,164.00	3,164.00	3,164.00	3,164.00
TOTAL SERVICES AND SUPPLIES	36,674.14	30,653.88	48,365.00	48,987.00	48,987.00	48,987.00
FIXED ASSETS						
56200 EQUIPMENT	0.00	9,596.05	75,000.00	0.00	0.00	0.00
TOTAL FIXED ASSETS	0.00	9,596.05	75,000.00	0.00	0.00	0.00
TOTAL - INFORMATION TECHNOLOGY	771,899.21	791,458.59	891,269.00	867,004.00	867,004.00	867,513.00
58900 A87 - COUNTYWIDE COST ALLOC PLAN	(285,011.00)	(290,244.00)	(313,565.00)	(239,136.00)	(239,136.00)	(239,136.00)
GRAND TOTAL - INFORMATION TECHNOLOGY	486,888.21	501,214.59	577,704.00	627,868.00	627,868.00	628,377.00

State Controller Schedule
County Budget Act

COUNTY OF AMADOR
Financing Sources Detail by Budget Unit
Fiscal Year 2020-2021

Budget Unit: 1970 Information Technology
Function: General
Activity: Other General

Revenue	ACTUAL 2017-2018	ACTUAL 2018-2019	ADOPTED 2019-2020	BASE BUDGET 2020-2021	REQUESTED 2020-2021	RECOMMENDED 2020-2021
46009 Charges for Services	84,128.98	85,454.18	83,000.00	83,000.00	83,000.00	83,000.00
Total Revenues	84,128.98	85,454.18	83,000.00	83,000.00	83,000.00	83,000.00
Total Expenditures	486,888.21	501,214.59	577,704.00	627,868.00	627,868.00	628,377.00
Requested Contribution	386,459.00	415,760.41	494,704.00	544,868.00	544,868.00	545,377.00
General Fund Contribution	402,759.23	415,760.41	494,704.00	544,868.00	544,868.00	545,377.00
DEPARTMENT REDUCTION					0.00	0.00

COUNTY OF AMADOR
Financing Uses Detail by Budget Unit
Fiscal Year 2020-2021

Budget Unit: 1990 Grant Projects
Function: General
Activity: Other General

FINANCING USES CLASSIFICATION	ACTUAL 2017-2018	ACTUAL 2018-2019	ADOPTED 2019-2020	BASE BUDGET 2020-2021	REQUESTED 2020-2021	RECOMMENDED 2020-2021
SERVICES AND SUPPLIES						
52211 G.S.A. DEPT. COST ALLOCATION	0.00	17,673.00	12,446.00	19,898.00	19,898.00	19,898.00
TOTAL SERVICES AND SUPPLIES	0.00	17,673.00	12,446.00	19,898.00	19,898.00	19,898.00
OTHER CHARGES						
54731 CDBG RIVER PINES WATER REH STUD	9,832.00	0.00	0.00	0.00	0.00	0.00
54735 TREE MORTALITY EMERGENCY OPER-CDA	801,601.66	543,962.74	500,000.00	500,000.00	500,000.00	500,000.00
54733 PUBLIC SAFETY POWER SHUTOFF GRANT	0.00	0.00	0.00	0.00	0.00	0.00
TOTAL OTHER CHARGES	811,433.66	543,962.74	500,000.00	500,000.00	500,000.00	500,000.00
TOTAL - GRANT PROJECTS	811,433.66	561,635.74	512,446.00	519,898.00	519,898.00	519,898.00
58900 A87 - COUNTYWIDE COST ALLOC PLAN	(296.00)	(189.00)	1,016.00	1,934.00	1,934.00	1,934.00
GRAND TOTAL - GRANT PROJECTS	811,137.66	561,446.74	513,462.00	521,832.00	521,832.00	521,832.00

COUNTY OF AMADOR
 Financing Sources Detail by Budget Unit
 Fiscal Year 2020-2021

State Controller Schedule
 County Budget Act

Budget Unit: 1990 Grant Projects
 Function: General
 Activity: Other General

Revenue	ACTUAL 2017-2018	ACTUAL 2018-2019	ADOPTED 2019-2020	BASE BUDGET 2020-2021	REQUESTED 2020-2021	RECOMMENDED 2020-2021
45240 State Aid - Other	687,393.25	628,736.75	537,500.00	956,075.00	956,075.00	956,075.00
Total Revenues	687,393.25	628,736.75	537,500.00	956,075.00	956,075.00	956,075.00
Total Expenditures	811,137.66	561,446.74	513,462.00	521,832.00	521,832.00	521,832.00
Requested Contribution	223,903.00	(67,290.01)	(24,038.00)	(434,243.00)	(434,243.00)	(434,243.00)
General Fund Contribution	123,744.41	(67,290.01)	(24,038.00)	(434,243.00)	(434,243.00)	(434,243.00)
DEPARTMENT REDUCTION					0.00	0.00

COUNTY OF AMADOR
 Financing Uses Detail by Budget Unit
 Fiscal Year 2020-2021

State Controller Schedule
 County Budget Act

Budget Unit: 2050 Local Revenue
 Function: Public Protection
 Activity: Detention/Correction

FINANCING USES CLASSIFICATION	ACTUAL 2017-2018	ACTUAL 2018-2019	ADOPTED 2019-2020	BASE BUDGET 2020-2021	REQUESTED 2020-2021	RECOMMENDED 2020-2021
OTHER CHARGES						
5416710 TRIAL COURT SECURITY	631,583.03	647,254.22	636,816.00	636,816.00	636,816.00	636,816.00
5416730 LOCAL LAW ENFORCEMENT	970,283.46	1,026,519.42	1,183,902.00	1,183,902.00	1,278,960.00	1,278,960.00
5416751 DA	399.59	352.73	10,000.00	10,000.00	10,000.00	10,000.00
5416752 PD	21,000.00	352.73	21,000.00	21,000.00	21,000.00	21,000.00
5416761 JUVENILE JUSTICE YOBG	106,544.15	106,131.53	111,445.00	111,445.00	115,472.00	115,472.00
5416763 JUVENILE PROBATION	83,472.14	37,126.90	97,000.00	97,000.00	100,000.00	100,000.00
5416781 BEHAVIORAL HEALTH	654,770.06	309,588.30	1,037,900.00	1,037,900.00	942,680.00	941,900.00
5416782 PROTECTIVE SERVICE	1,801,252.80	1,884,414.37	1,946,253.00	1,946,253.00	1,960,711.00	1,960,711.00
5416784 PSS GROWTH ACCT REMAIN 90	65,564.20	57,872.45	0.00	0.00	0.00	0.00
5416785 PSS GROWTH ACCT REMAIN 10	7,197.27	6,353.22	0.00	0.00	0.00	0.00
TOTAL OTHER CHARGES	4,342,066.70	4,075,965.87	5,044,316.00	5,044,316.00	5,065,639.00	5,064,859.00
 TOTAL - LOCAL REVENUE	 4,342,066.70	 4,075,965.87	 5,044,316.00	 5,044,316.00	 5,065,639.00	 5,064,859.00
 58900 A87 - COUNTYWIDE COST ALLOC PLAN	 4,626.00	 22,922.00	 10,404.00	 8,434.00	 8,434.00	 8,434.00
 GRAND TOTAL - LOCAL REVENUE	 4,346,692.70	 4,098,887.87	 5,054,720.00	 5,052,750.00	 5,074,073.00	 5,073,293.00

Fund: Local Revenue #20500

COUNTY OF AMADOR
 Financing Sources Detail by Budget Unit
 Fiscal Year 2020-2021

State Controller Schedule
 County Budget Act

Budget Unit: 2050 Local Revenue
 Function: Public Protection
 Activity: Detention/Correction

Revenue	ACTUAL 2017-2018	ACTUAL 2018-2019	ADOPTED 2019-2020	BASE BUDGET 2020-2021	REQUESTED 2020-2021	RECOMMENDED 2020-2021
44100 INTEREST	51,967.29	94,505.11	4,626.00	4,626.00	4,626.00	4,626.00
4516710 TRIAL COURT SECURITY	631,583.03	647,254.22	636,816.00	636,816.00	636,816.00	636,816.00
4516730 LOCAL LAW ENFORCEMENT	970,283.46	1,026,519.42	1,183,902.00	1,183,902.00	1,278,960.00	1,278,960.00
4516735 LOCAL INNOVATION SUBACCT	10,446.76	6,071.95	7,000.00	7,000.00	7,000.00	7,000.00
4516751 DA	28,248.08	31,584.13	30,000.00	30,000.00	30,000.00	30,000.00
4516752 PD	28,248.00	31,584.12	30,000.00	30,000.00	30,000.00	30,000.00
4516761 JUVENILE JUSTICE YOBG	124,463.51	125,272.75	111,445.00	111,445.00	111,445.00	111,445.00
4516763 JUVENILE PROBATION	126,385.92	134,845.22	130,000.00	130,000.00	130,000.00	130,000.00
4516781 BEHAVIORAL HEALTH SA	944,340.62	955,297.25	950,000.00	950,000.00	942,680.00	941,900.00
4516782 PROTECTIVE SERVICES SA	1,801,252.80	1,884,414.37	1,946,253.00	1,946,253.00	1,960,711.00	1,960,711.00
4516783 PSS GROWTH ACCT BASE RES	0.00	0.00	0.00	0.00	0.00	0.00
4516784 PSS GROWTH ACCT REMAIN 90	65,564.20	57,872.45	0.00	0.00	0.00	0.00
4516785 PSS GROWTH ACCT REMAIN 10	7,197.27	6,353.22	0.00	0.00	0.00	0.00
Total Revenue	4,789,980.94	5,001,574.21	5,030,042.00	5,030,042.00	5,132,238.00	5,131,458.00
Expenses	4,346,692.70	4,098,887.87	5,054,720.00	5,052,750.00	5,074,073.00	5,073,293.00
Net Fund Local Revenue Fund	(443,288.24)	(902,686.34)	24,678.00	22,708.00	(58,165.00)	(58,165.00)

Fund # 20500

COUNTY OF AMADOR
Financing Uses Detail by Budget Unit
Fiscal Year 2020-2021

FINANCING USES CLASSIFICATION	ACTUAL 2017-2018	ACTUAL 2018-2019	ADOPTED 2019-2020	BASE BUDGET 2020-2021	REQUESTED 2020-2021	RECOMMENDED 2020-2021
SALARIES AND EMPLOYEE BENEFITS						
50100 SALARIES AND WAGES	2,392,890.92	2,464,225.42	2,523,290.00	2,650,797.00	2,650,797.00	2,661,530.00
50102 OVERTIME	31,249.00	37,390.66	20,000.00	20,000.00	20,000.00	20,000.00
50200 DEFERRED COMP COUNTY MATCH	600.00	4,900.00	5,400.00	5,400.00	5,400.00	5,400.00
50300 RETIREMENT - EMPLOYER'S SHARE	333,994.74	351,260.44	365,957.00	426,407.00	426,407.00	433,072.00
50304 RETIREMENT-MISC UNFUNDED LIABILITY	56,268.00	62,736.00	76,457.00	84,781.00	84,781.00	85,248.00
50305 RET-SAFETY UNFUNDED LIABILITY	141,021.00	166,686.99	177,101.00	205,521.00	205,521.00	206,269.00
50306 RET-LOC PROS UNFUNDED LIABILITY	53,338.00	65,316.00	78,646.00	89,248.00	89,248.00	91,640.00
50310 FICA/MEDICARE - EMPLOYER'S SHARE	66,889.23	67,586.26	79,670.00	77,880.00	77,880.00	78,035.00
50400 EMPLOYEE GROUP INSURANCE	313,087.24	344,542.76	356,708.00	363,222.00	363,222.00	346,112.00
50500 WORKER'S COMPENSATION INSURANCE	24,811.55	21,728.52	21,366.00	23,033.00	23,033.00	23,033.00
TOTAL SALARIES/EMPLOYEE BENEFITS	3,414,149.68	3,586,373.05	3,704,595.00	3,946,289.00	3,946,289.00	3,950,339.00
SERVICES AND SUPPLIES						
51200 COMMUNICATIONS	21,005.46	22,167.36	21,862.00	9,381.00	9,381.00	9,381.00
51700 MAINTENANCE - EQUIPMENT	20,843.88	17,375.25	21,250.00	21,250.00	21,250.00	21,250.00
51760 MAINTENANCE - PROGRAMS	14,072.80	15,909.56	17,630.00	17,173.00	17,173.00	17,173.00
51800 MAINTENANCE - BLDGS & STRUCTURES	31.23	0.00	500.00	500.00	500.00	500.00
52000 MEMBERSHIPS	6,921.36	7,035.91	7,055.00	7,055.00	7,541.00	7,541.00
52200 OFFICE EXPENSES	15,175.06	16,896.53	14,000.00	14,000.00	14,000.00	14,000.00
52211 G.S.A. DEPT. COST ALLOCATION	13,875.00	15,682.00	22,413.00	19,708.00	19,708.00	19,708.00
52220 LAW BOOKS	23,207.00	17,384.04	21,455.00	21,455.00	21,455.00	21,455.00
52300 PROFESSIONAL/SPECIALIZED SERVICES	44,180.73	48,681.71	45,075.00	45,075.00	53,075.00	53,075.00
52319 WORKER'S COMPENSATION GRANT	11,042.52	15,022.87	15,000.00	15,000.00	15,000.00	15,000.00
52320 AUTO INSURANCE FRAUD GRANT	3,740.48	5,028.30	7,700.00	7,700.00	7,700.00	7,700.00
52323 BLOOD-ALCOHOL SAMPLES	7,622.00	5,923.00	20,960.00	20,960.00	20,474.00	20,474.00
52324 WITNESS FEES	4,641.90	1,865.82	4,500.00	4,500.00	4,500.00	4,500.00
52325 TRANSCRIPTS	2,883.24	2,296.37	2,000.00	2,000.00	2,000.00	2,000.00
52329 TRAINING	6,691.26	12,809.22	6,700.00	6,700.00	6,700.00	6,700.00
52400 PUBLICATIONS & LEGAL NOTICES	0.00	0.00	0.00	0.00	0.00	0.00
52500 RENTS, LEASES- EQUIPMENT	1,647.42	1,370.60	3,362.00	3,362.00	3,362.00	3,362.00
52700 MINOR EQUIPMENT	5,503.98	5,954.31	11,005.00	11,005.00	11,005.00	11,005.00
52860 PEACE OFFICER TRAINING	4,475.32	4,493.03	4,500.00	4,500.00	4,500.00	4,500.00
52900 G.S.A. AND IN-COUNTY TRAVEL	50,072.52	62,461.79	60,215.00	60,215.00	82,700.00	82,700.00
52910 MEETINGS AND CONVENTIONS	17,337.77	15,878.10	1,500.00	1,500.00	1,500.00	1,500.00
TOTAL SERVICES AND SUPPLIES	274,970.93	294,235.77	308,682.00	293,039.00	323,524.00	323,524.00
FIXED ASSETS						
56200 EQUIPMENT	55,144.71	8,632.92	0.00	0.00	0.00	0.00
TOTAL FIXED ASSETS	55,144.71	8,632.92	0.00	0.00	0.00	0.00
TOTAL - DISTRICT ATTORNEY	3,744,265.32	3,889,241.74	4,013,277.00	4,239,328.00	4,269,813.00	4,273,863.00
58900 A87 - COUNTYWIDE COST ALLOC PLAN	212,765.00	222,365.00	248,633.00	232,395.00	232,395.00	232,395.00
GRAND TOTAL - DISTRICT ATTORNEY	3,957,030.32	4,111,606.74	4,261,910.00	4,471,723.00	4,502,208.00	4,506,258.00

COUNTY OF AMADOR
 Financing Sources Detail by Budget Unit
 Fiscal Year 2020-2021

State Controller
 County Budget Act

Budget Unit: 2120 District Attorney
 Function: Public Protection
 Activity: Judicial

Revenue	ACTUAL 2017-2018	ACTUAL 2018-2019	ADOPTED 2019-2020	BASE BUDGET 2020-2021	REQUESTED 2020-2021	RECOMMENDED 2020-2021
43210 General Court Fines	4,739.14	3,907.26	3,000.00	3,000.00	3,000.00	3,000.00
45240 Aid - Other	448,457.00	424,437.00	405,000.00	405,000.00	405,000.00	405,000.00
45242 Aid - Public Safety	311,678.29	324,855.56	338,756.00	290,139.00	290,139.00	273,906.00
45490 State Mandate Cost	5,837.00	0.00	0.00	0.00	0.00	0.00
45491 Court Cost 4750 PC	524,778.00	535,840.00	466,504.00	466,504.00	488,989.00	488,989.00
45502 POST Reimb DA	2,868.43	0.00	5,000.00	5,000.00	5,000.00	5,000.00
460099 Charges Co Local Revenue	17,066.46	15,777.95	10,000.00	10,000.00	10,000.00	10,000.00
46780 Law Enforcement Serv	70,728.31	97,952.28	106,000.00	53,884.00	53,884.00	53,884.00
46781 Jackson Rancheria Indian Gam	391,571.00	497,407.00	551,387.00	802,616.00	802,616.00	750,029.00
47885 CCP Distribution	0.00	10,173.00	0.00	0.00	0.00	0.00
47890 Miscellaneous	8,751.50	7,244.98	11,100.00	11,100.00	19,100.00	19,100.00
Total Revenues	1,786,475.13	1,917,595.03	1,896,747.00	2,047,243.00	2,077,728.00	2,008,908.00
Total Expenditures	3,957,030.32	4,111,606.74	4,261,910.00	4,471,723.00	4,502,208.00	4,506,258.00
Requested Contribution	2,393,823.00	2,194,011.71	2,365,163.00	2,424,480.00	2,424,480.00	2,497,350.00
General Fund Contribution	2,170,555.19	2,194,011.71	2,365,163.00	2,424,480.00	2,424,480.00	2,497,350.00
DEPARTMENT REDUCTION					0.00	0.00

COUNTY OF AMADOR
Financing Uses Detail by Budget Unit
Fiscal Year 2020-2021

Budget Unit: 2125
BV Casino Mit.-Public Safety - Dist Attorney
Function: Public Protection
Activity: Judicial

FINANCING USES CLASSIFICATION	ACTUAL 2017-2018	ACTUAL 2018-2019	ADOPTED 2019-2020	BASE BUDGET 2020-2021	REQUESTED 2020-2021	RECOMMENDED 2020-2021
SALARIES AND EMPLOYEE BENEFITS						
50100 SALARIES AND WAGES	0.00	63,179.76	272,045.00	332,530.00	332,530.00	303,035.00
50102 OVERTIME	0.00	98.17	0.00	0.00	0.00	0.00
50200 DEFERRED 457K COMP MATCH	0.00	271.51	1,200.00	600.00	600.00	600.00
50300 RETIREMENT - EMPLOYER'S SHARE	0.00	8,449.19	12,953.00	52,964.00	52,964.00	48,301.00
50304 RETIREMENT-MISC UNFUNDED LIABILITY	0.00	0.00	12,953.00	16,541.00	16,541.00	16,631.00
50305 RETIREMENT - PEACE OFFICER UNFUNDED LIAB	0.00	0.00	18,201.00	25,196.00	25,196.00	25,288.00
50306 RETIREMENT-LOCAL PROS UNFUND LIABL	0.00	0.00	9,356.00	9,926.00	9,926.00	7,535.00
50310 FICA/MEDICARE - EMPLOYER'S SHARE	0.00	1,799.69	8,501.00	10,802.00	10,802.00	10,374.00
50400 EMPLOYEE GROUP INSURANCE	0.00	9,670.47	46,821.00	49,855.00	49,855.00	52,797.00
50500 WORKER'S COMPENSATION INSURANCE	0.00	0.00	1,700.00	472.00	472.00	472.00
TOTAL SALARIES/EMPLOYEE BENEFITS	0.00	83,468.79	383,730.00	498,886.00	498,886.00	465,033.00
SERVICES AND SUPPLIES						
51200 COMMUNICATIONS	0.00	0.00	3,060.00	485.00	485.00	485.00
51760 MAINTENANCE - PROGRAMS	0.00	0.00	1,295.00	1,557.00	1,557.00	1,557.00
52000 MEMBERSHIPS	0.00	165.00	590.00	590.00	655.00	655.00
52200 OFFICE EXPENSES	0.00	2,452.20	3,000.00	3,000.00	2,935.00	2,935.00
52211 G.S.A. DEPT. COST ALLOCATION	0.00	0.00	0.00	4,864.00	4,864.00	4,864.00
52220 LAW BOOKS	0.00	577.37	4,600.00	4,600.00	4,600.00	4,600.00
52300 PROFESSIONAL/SPECIALIZED SERVICES	0.00	788.44	2,000.00	2,000.00	2,000.00	2,000.00
52329 TRAINING	0.00	984.99	5,000.00	5,000.00	5,000.00	5,000.00
52700 MINOR EQUIPMENT	0.00	3,991.24	7,100.00	7,100.00	3,900.00	3,900.00
52860 PEACE OFFICER TRAINING	0.00	0.00	2,000.00	2,000.00	2,000.00	2,000.00
52900 G.S.A. AND IN-COUNTY TRAVEL	0.00	0.00	6,400.00	6,400.00	6,400.00	6,400.00
TOTAL SERVICES AND SUPPLIES	0.00	8,959.24	35,045.00	37,596.00	34,396.00	34,396.00
FIXED ASSETS						
56200 EQUIPMENT	0.00	5,355.32	0.00	0.00	0.00	0.00
TOTAL FIXED ASSETS	0.00	5,355.32	0.00	0.00	0.00	0.00
TOTAL - BV CASINO PUBLIC SAFETY DA	0.00	97,783.35	418,775.00	536,482.00	533,282.00	499,429.00
58900 A87 - COUNTYWIDE COST ALLOC PLAN	0.00	0.00	0.00	10,096.00	10,096.00	10,096.00
GRAND TOTAL - BV CASINO PUBLIC SAFETY DA	0.00	97,783.35	418,775.00	546,578.00	543,378.00	509,525.00

Buena Vista Casino Mitigation Operating Fund: 70000

State Controller Schedules
County Budget Act

COUNTY OF AMADOR
Financing Sources Detail by Budget Unit
Fiscal Year 2020-2021

Budget Unit: 2125 BV Casino Public Safety - DA
Function: Public Protection
Activity: Judicial

Revenue	ACTUAL 2017-2018	ACTUAL 2018-2019	ADOPTED 2019-2020	BASE BUDGET 2020-2021	REQUESTED 2020-2021	RECOMMENDED 2020-2021
46782 SERVICES - BUENA VISTA CASINO	0.00	129,458.06	418,775.00	418,775.00	543,378.00	509,525.00
Total Revenues	0.00	129,458.06	418,775.00	418,775.00	543,378.00	509,525.00
Total Expenditures	0.00	97,783.35	418,775.00	546,578.00	543,378.00	509,525.00
Net Cost to BV Casino Fund	0.00	(31,674.71)	0.00	127,803.00	0.00	0.00

Fund: 70000

COUNTY OF AMADOR
 Financing Uses Detail by Budget Unit
 Fiscal Year 2020-2021

State Controller Schedule
 County Budget Act

Budget Unit: 2150 Grand Jury
 Function: Public Protection
 Activity: Judicial

	ACTUAL 2017-2018	ACTUAL 2018-2019	ADOPTED 2019-2020	BASE BUDGET 2020-2021	REQUESTED 2020-2021	RECOMMENDED 2020-2021
SERVICES AND SUPPLIES						
51200 COMMUNICATIONS	700.25	696.36	750.00	750.00	750.00	750.00
51600 JURY AND WITNESS EXPENSE	33,351.19	37,286.30	29,000.00	29,000.00	29,000.00	29,000.00
51760 MAINTENANCE - PROGRAMS	225.80	239.92	260.00	295.00	295.00	295.00
52200 OFFICE EXPENSES	2,476.55	1,771.17	1,259.00	1,259.00	1,259.00	1,259.00
52211 G.S.A. DEPT. COST ALLOCATION	1,269.00	1,388.00	2,242.00	1,549.00	1,549.00	1,549.00
52300 PROFESSIONAL/SPECIALIZED SERVICES	8,210.00	1,999.03	1,692.00	1,692.00	1,692.00	1,692.00
52400 PUBLICATIONS & LEGAL NOTICES	992.40	0.00	0.00	0.00	0.00	0.00
52700 MINOR EQUIPMENT	641.19	0.00	0.00	0.00	0.00	0.00
TOTAL SERVICES AND SUPPLIES	47,866.38	43,380.78	35,203.00	34,545.00	34,545.00	34,545.00
TOTAL - GRAND JURY	47,866.38	43,380.78	35,203.00	34,545.00	34,545.00	34,545.00
58900 A87 - COUNTYWIDE COST ALLOC PLAN	17,886.00	(776.00)	12,077.00	11,237.00	11,237.00	11,237.00
GRAND TOTAL - GRAND JURY	65,752.38	42,604.78	47,280.00	45,782.00	45,782.00	45,782.00

COUNTY OF AMADOR
 Financing Sources Detail by Budget Unit
 Fiscal Year 2020-2021

State Controller Schedule
 County Budget Act

Budget Unit: 2150 Grand Jury
 Function: Public Protection
 Activity: Judicial

Revenue	ACTUAL 2017-2018	ACTUAL 2018-2019	ADOPTED 2019-2020	BASE BUDGET 2020-2021	REQUESTED 2020-2021	RECOMMENDED 2020-2021
45490 State Mandated Cost	0.00	0.00	0.00	0.00	0.00	0.00
Total Revenues	0.00	0.00	0.00	0.00	0.00	0.00
Total Expenditures	65,752.38	42,604.78	47,280.00	45,782.00	45,782.00	45,782.00
Requested Contribution	51,993.00	42,604.78	47,280.00	45,782.00	45,782.00	45,782.00
General Fund Contribution	65,752.38	42,604.78	47,280.00	45,782.00	45,782.00	45,782.00
DEPARTMENT REDUCTION					0.00	0.00

COUNTY OF AMADOR
 Financing Uses Detail by Budget Unit
 Fiscal Year 2020-2021

State Controller Schedule
 County Budget Act

Budget Unit: 2180 Public Defender
 Function: Public Protection
 Activity Judicial

FINANCING USES CLASSIFICATION	ACTUAL 2017-2018	ACTUAL 2018-2019	ADOPTED 2019-2020	BASE BUDGET 2020-2021	REQUESTED 2020-2021	RECOMMENDED 2020-2021
SALARIES AND EMPLOYEE BENEFITS						
50100 SALARIES AND WAGES	24,089.60	25,100.26	27,445.00	29,143.00	29,143.00	29,143.00
50200 DEFERRED COMP COUNTY MATCH	44.99	180.00	180.00	180.00	180.00	180.00
50300 RETIREMENT - EMPLOYER'S SHARE	2,117.16	2,217.94	2,570.00	2,904.00	2,904.00	2,904.00
50304 RETIREMENT-MISC UNFUNDED LIABILITY	3,366.00	3,819.00	4,802.00	5,342.00	5,342.00	5,371.00
50310 FICA/MEDICARE - EMPLOYER'S SHARE	1,810.89	1,901.88	2,113.00	2,243.00	2,243.00	2,243.00
50400 EMPLOYEE GROUP INSURANCE	3,170.08	2,455.23	2,255.00	2,340.00	2,340.00	2,340.00
TOTAL SALARIES/EMPLOYEE BENEFITS	34,598.72	35,674.31	39,365.00	42,152.00	42,152.00	42,181.00
SERVICES AND SUPPLIES						
52200 OFFICE EXPENSES	414.64	356.85	250.00	250.00	250.00	250.00
52211 GSA COST ALLOCATION	1,569.00	1,726.00	2,918.00	1,459.00	1,459.00	1,459.00
52300 PROF & SPEC SERVICES	59,629.00	0.00	0.00	0.00	0.00	0.00
52302 ALTERNATE PUBLIC DEFENDER	116,541.54	154,561.11	162,740.00	162,740.00	167,622.00	167,622.00
52315 PUBLIC DEFENDER	556,223.85	658,761.22	688,040.00	688,040.00	708,681.00	708,681.00
52322 PUBLIC GUARDIANSHIP/MINORS COUNSEL	994.00	4,480.00	10,000.00	10,000.00	10,000.00	10,000.00
52358 PSYCHOLOGICAL TESTING	26,220.10	36,170.08	40,000.00	40,000.00	40,000.00	40,000.00
523633 EXPERT WITNESSES	50,867.40	50,600.00	30,000.00	30,000.00	30,000.00	30,000.00
523634 INVESTIGATIONS	91,006.35	58,290.72	70,000.00	70,000.00	69,477.00	69,477.00
52391 COURT APPOINTED COUNSEL	146,596.66	84,695.85	100,000.00	100,000.00	75,000.00	75,000.00
52392 COURT APPT. COUN SPEC CIRCUM	0.00	0.00	35,000.00	35,000.00	35,000.00	35,000.00
TOTAL SERVICES AND SUPPLIES	1,050,062.54	1,049,641.83	1,138,948.00	1,137,489.00	1,137,489.00	1,137,489.00
TOTAL - PUBLIC DEFENDER	1,084,661.26	1,085,316.14	1,178,313.00	1,179,641.00	1,179,641.00	1,179,670.00
58900 A87 - COUNTYWIDE COST ALLOC PLAN	(3,130.00)	9,965.00	9,241.00	6,245.00	6,245.00	6,245.00
GRAND TOTAL - PUBLIC DEFENDER	1,081,531.26	1,095,281.14	1,187,554.00	1,185,886.00	1,185,886.00	1,185,915.00

COUNTY OF AMADOR
 Financing Sources Detail by Budget Unit
 Fiscal Year 2020-2021

State Controller Schedule
 County Budget Act

Budget Unit: 2180 Public Defender
 Function: Public Protection
 Activity: Judicial

Revenue	ACTUAL 2017-2018	ACTUAL 2018-2019	ADOPTED 2019-2020	BASE BUDGET 2020-2021	REQUESTED 2020-2021	RECOMMENDED 2020-2021
45242 Aid - Public Safety	84,112.80	87,668.98	91,398.00	78,281.00	78,281.00	73,901.00
45491 Court Costs 4750 PC	128,515.00	188,552.00	160,000.00	160,000.00	160,000.00	160,000.00
460099 Charges Co Local Rev	20,600.41	0.00	21,000.00	21,000.00	21,000.00	21,000.00
46694 SC Attorney Fees Reimb	1,629.01	2,864.70	5,000.00	5,000.00	5,000.00	5,000.00
46796 BV Casino Services	0.00	0.00	20,000.00	20,000.00	20,000.00	20,000.00
Total Revenues	234,857.22	279,085.68	297,398.00	284,281.00	284,281.00	279,901.00
Total Expenditures	1,081,531.26	1,095,281.14	1,187,554.00	1,185,886.00	1,185,886.00	1,185,915.00
Requested Contribution	724,649.00	816,195.46	890,156.00	901,605.00	901,605.00	906,014.00
General Fund Contribution	846,674.04	816,195.46	890,156.00	901,605.00	901,605.00	906,014.00
DEPARTMENT REDUCTION					0.00	0.00

COUNTY OF AMADOR
Financing Uses Detail by Budget Unit
Fiscal Year 2020-2021

Budget Unit: 2190 Victim Witness Assistance Program
Function: Public Protection
Activity: Judicial

FINANCING USES CLASSIFICATION	ACTUAL 2017-2018	ACTUAL 2018-2019	ADOPTED 2019-2020	BASE BUDGET 2020-2021	REQUESTED 2020-2021	RECOMMENDED 2020-2021
SALARIES AND EMPLOYEE BENEFITS						
50100 SALARIES AND WAGES	146,927.43	158,132.60	187,650.00	184,820.00	184,820.00	184,820.00
50300 RETIREMENT - EMPLOYER'S SHARE	11,467.09	12,363.59	17,241.00	17,759.00	17,759.00	17,759.00
50304 RETIREMENT-MISC UNFUNDED LIABILITY	17,057.04	19,541.00	32,210.00	32,672.00	32,672.00	32,852.00
50310 FICA/MEDICARE - EMPLOYER'S SHARE	10,948.87	11,716.58	14,355.00	14,139.00	14,139.00	14,139.00
50400 EMPLOYEE GROUP INSURANCE	28,550.71	28,975.48	32,460.00	32,273.00	32,273.00	32,273.00
50500 WORKER'S COMPENSATION INSURANCE	1,103.11	1,024.54	1,008.00	1,038.00	1,038.00	1,038.00
TOTAL SALARIES/EMPLOYEE BENEFITS	216,054.25	231,753.79	284,924.00	282,701.00	282,701.00	282,881.00
SERVICES AND SUPPLIES						
51200 COMMUNICATIONS	1,748.20	1,838.59	1,925.00	1,106.00	1,106.00	1,106.00
51700 MAINTENANCE - EQUIPMENT	0.00	0.00	215.00	215.00	215.00	215.00
51760 MAINTENANCE - PROGRAMS	1,319.20	1,621.28	1,679.00	2,006.00	2,006.00	2,006.00
52200 OFFICE EXPENSES	2,986.09	3,751.43	3,130.00	3,130.00	3,130.00	3,130.00
52211 G.S.A. DEPT. COST ALLOCATION	4,156.00	5,132.00	6,175.00	9,937.00	9,937.00	9,937.00
52220 LAW BOOKS	0.00	0.00	100.00	100.00	100.00	100.00
52300 PROFESSIONAL/SPECIALIZED SERVICES	220.00	72.82	10,554.00	10,554.00	10,554.00	10,554.00
52329 TRAINING	0.00	0.00	6,000.00	6,000.00	7,500.00	7,500.00
52700 MINOR EQUIPMENT	816.05	254.51	4,000.00	4,000.00	2,500.00	2,500.00
52900 G.S.A. AND IN-COUNTY TRAVEL	0.00	47.96	5,050.00	5,050.00	5,050.00	5,050.00
52910 MEETINGS AND CONVENTIONS	1,074.39	3,216.60	1,020.00	1,020.00	1,020.00	1,020.00
TOTAL SERVICES AND SUPPLIES	12,319.93	15,935.19	39,848.00	43,118.00	43,118.00	43,118.00
FIXED ASSETS						
56200 EQUIPMENT	0.00	3,615.91	0.00	0.00	0.00	0.00
TOTAL FIXED ASSETS	0.00	3,615.91	0.00	0.00	0.00	0.00
TOTAL - VICTIM-WITNESS PROGRAM	228,374.18	251,304.89	324,772.00	325,819.00	325,819.00	325,999.00
58900 A87 - COUNTYWIDE COST ALLOC PLAN	22,273.00	24,993.00	21,262.00	17,048.00	17,048.00	17,048.00
GRAND TOTAL - VICTIM-WITNESS PROGRAM	250,647.18	276,297.89	346,034.00	342,867.00	342,867.00	343,047.00

State Controller Schedule
County Budget Act

COUNTY OF AMADOR
Financing Sources Detail by Budget Unit
Fiscal Year 2020-2021

Budget Unit: 2190 Victim Witness Assistance Program
Function: Public Protection
Activity: Judicial

Revenue	ACTUAL 2017-2018	ACTUAL 2018-2019	ADOPTED 2019-2020	BASE BUDGET 2020-2021	REQUESTED 2020-2021	RECOMMENDED 2020-2021
45242 Aid - Public Safety	384.07	400.31	422.00	361.00	361.00	341.00
45470 Victim Witness Program	180,406.00	159,212.00	262,906.00	262,906.00	262,906.00	262,906.00
45630 Federal Other	24,638.04	22,777.83	25,000.00	25,000.00	25,000.00	25,000.00
460099 Local Revenue	0.00	0.00	5,990.00	5,990.00	5,990.00	5,990.00
Total Revenues	205,428.11	182,390.14	294,318.00	294,257.00	294,257.00	294,237.00
Total Expenditures	250,647.18	276,297.89	346,034.00	342,867.00	342,867.00	343,047.00
Requested Contribution	47,669.00	93,907.75	51,716.00	48,610.00	48,610.00	48,810.00
General Fund Contribution	45,219.07	93,907.75	51,716.00	48,610.00	48,610.00	48,810.00
DEPARTMENT REDUCTION					0.00	0.00

COUNTY OF AMADOR
Financing Uses Detail by Budget Unit
Fiscal Year 2020-2021

FINANCING USES CLASSIFICATION	ACTUAL 2017-2018	ACTUAL 2018-2019	ADOPTED 2019-2020	BASE BUDGET 2020-2021	REQUESTED 2020-2021	RECOMMENDED 2020-2021
SALARIES AND EMPLOYEE BENEFITS						
50100 SALARIES AND WAGES	3,992,829.61	4,015,006.71	4,174,037.00	4,399,468.00	4,336,268.00	4,314,631.00
50102 OVERTIME	340,532.84	416,061.95	300,000.00	300,000.00	300,000.00	300,000.00
50104 SHIFT DIFFERENTIAL	26,276.65	24,412.13	28,000.00	28,000.00	28,000.00	28,000.00
50110 STANDBY	11,802.00	13,306.50	15,000.00	15,000.00	15,000.00	15,000.00
50200 DEFERRED COMP COUNTY MATCH	1,269.12	12,799.95	16,878.00	14,478.00	13,878.00	13,878.00
50300 RETIREMENT - EMPLOYER'S SHARE	560,336.45	566,732.76	625,369.00	697,620.00	690,700.00	680,488.00
50304 RETIREMENT-MISC UNFUNDED LIABILITY	49,419.00	56,276.00	64,115.00	68,708.00	68,708.00	68,677.00
50305 RETIREMENT-PEACE OFF UNFUNDED LIAB	530,050.84	615,111.75	694,426.00	799,939.00	785,954.00	785,371.00
50310 FICA/MEDICARE - EMPLOYER'S SHARE	96,967.21	97,800.92	99,638.00	102,381.00	101,456.00	101,006.00
50400 EMPLOYEE GROUP INSURANCE	704,318.09	691,604.01	794,449.00	848,020.00	828,623.00	848,020.00
50500 WORKER'S COMPENSATION INSURANCE	145,382.27	175,886.36	172,953.00	230,432.00	230,432.00	230,432.00
TOTAL SALARIES/EMPLOYEE BENEFITS	6,459,184.08	6,684,999.04	6,984,865.00	7,504,046.00	7,399,019.00	7,385,503.00
SERVICES AND SUPPLIES						
51100 CLOTHING AND PERSONAL SUPPLIES	11,488.63	15,886.26	18,500.00	18,500.00	18,500.00	18,500.00
51200 COMMUNICATIONS	60,645.48	76,147.27	68,208.00	69,600.00	69,600.00	69,600.00
51300 FOOD	727.02	1,211.66	1,000.00	1,000.00	1,000.00	1,000.00
51500 INSURANCE (BOAT)	728.00	511.00	800.00	800.00	800.00	800.00
51700 MAINTENANCE - EQUIPMENT	5,504.33	1,061.27	3,500.00	3,500.00	3,500.00	3,500.00
51710 MAINTENANCE - BOAT	6,346.17	4,772.98	8,500.00	8,500.00	8,500.00	8,500.00
51760 MAINTENANCE - PROGRAMS	21,099.06	17,696.20	15,551.00	17,755.00	17,755.00	17,755.00
52000 MEMBERSHIPS	4,341.00	4,341.00	4,500.00	4,500.00	4,500.00	4,500.00
52200 OFFICE EXPENSES	28,083.42	37,811.74	33,000.00	33,000.00	33,000.00	33,000.00
52211 G.S.A. DEPT. COST ALLOCATION	32,083.00	31,174.00	51,996.00	52,645.00	52,645.00	52,645.00
52300 PROFESSIONAL/SPECIALIZED SERVICES	70,173.68	83,698.10	85,000.00	85,000.00	85,000.00	85,000.00
52500 RENTS, LEASES- EQUIPMENT	600.00	936.75	2,500.00	2,500.00	2,500.00	2,500.00
52700 MINOR EQUIPMENT	5,260.06	15,244.23	10,000.00	10,000.00	10,000.00	10,000.00
52710 MINOR EQUIPMENT - BOAT	11,774.33	856.72	1,000.00	1,000.00	1,000.00	1,000.00
52800 SPECIAL DEPARTMENTAL EXPENSE	495.65	0.00	1,000.00	1,000.00	1,000.00	1,000.00
52845 SHERIFF SPECIAL DEPARTMENTAL EXPENSE	0.00	0.00	0.00	0.00	75,000.00	75,000.00
52860 PEACE OFFICER TRAINING	36,144.82	73,814.64	65,000.00	65,000.00	65,000.00	65,000.00
52900 G.S.A. AND IN-COUNTY TRAVEL	521,780.30	622,587.49	535,000.00	535,000.00	535,000.00	535,000.00
52930 BOAT	2,363.54	1,849.09	4,000.00	4,000.00	4,000.00	4,000.00
TOTAL SERVICES AND SUPPLIES	819,638.49	989,600.40	909,055.00	913,300.00	988,300.00	988,300.00
FIXED ASSETS						
56200 EQUIPMENT	0.00	15,563.90	0.00	0.00	0.00	0.00
56210 EQUIPMENT - (BOAT)	0.00	0.00	0.00	0.00	0.00	0.00
TOTAL FIXED ASSETS	0.00	15,563.90	0.00	0.00	0.00	0.00
TOTAL - SHERIFF	7,278,822.57	7,690,163.34	7,893,920.00	8,417,346.00	8,387,319.00	8,373,803.00
58900 A87 - COUNTYWIDE COST ALLOC PLAN	480,887.00	354,120.00	317,369.00	367,637.00	367,637.00	367,637.00
GRAND TOTAL - SHERIFF	7,759,709.57	8,044,283.34	8,211,289.00	8,784,983.00	8,754,956.00	8,741,440.00

COUNTY OF AMADOR
 Financing Sources Detail by Budget Unit
 Fiscal Year 2020-2021

State Controller Schedule
 County Budget Act

Budget Unit: 2210 Sheriff
 Function: Public Protection
 Activity: Police Protection

Revenue	ACTUAL 2017-2018	ACTUAL 2018-2019	ADOPTED 2019-2020	BASE BUDGET 2020-2021	REQUESTED 2020-2021	RECOMMENDED 2020-2021
42160 Other Licenses & Permit	1,710.00	1,190.00	1,530.00	1,530.00	1,530.00	1,530.00
45240 State Aid Other	17,825.52	45,869.33	0.00	0.00	0.00	0.00
45242 Aid - Public Safety	819,692.34	854,778.37	890,855.00	763,002.00	763,002.00	720,314.00
45440 Aid for Patrol Boat	111,111.05	117,280.08	129,900.00	129,900.00	129,900.00	129,900.00
45485 State-Rural Crime AB443	0.00	0.00	0.00	0.00	75,000.00	75,000.00
45490 Mandate Cost	4,104.00	3,976.00	5,515.00	5,515.00	5,515.00	5,515.00
45502 POST Sheriff	0.00	963.40	15,000.00	15,000.00	15,000.00	15,000.00
45630 Federal Aid - Other	2,800.30	1,025.83	3,700.00	3,700.00	3,700.00	3,700.00
460099 Charges County Local Revenue	139,615.85	148,746.50	150,000.00	150,000.00	150,000.00	150,000.00
46780 Law Enforcement Services	367,537.97	349,206.15	350,000.00	350,000.00	350,000.00	350,000.00
46781 Jackson Rancheria Indian Gam	297,000.00	522,907.00	540,205.00	786,340.00	786,340.00	734,820.00
46800 Sheriff Civil Fees	16,920.58	14,460.00	18,000.00	18,000.00	18,000.00	18,000.00
47890 Miscellaneous	7,566.31	36,285.92	2,700.00	2,700.00	2,700.00	2,700.00
Total Revenues	1,785,883.92	2,096,688.58	2,107,405.00	2,225,687.00	2,300,687.00	2,206,479.00
Total Expenditures	7,759,709.57	8,044,283.34	8,211,289.00	8,784,983.00	8,754,956.00	8,741,440.00
Requested Contribution	6,257,431.00	5,947,594.76	6,103,884.00	6,559,296.00	6,454,269.00	6,534,961.00
General Fund Contribution	5,973,825.65	5,947,594.76	6,103,884.00	6,559,296.00	6,559,296.00	6,534,961.00
DEPARTMENT REDUCTION					105,027.00	0.00

COUNTY OF AMADOR
 Financing Uses Detail by Budget Unit
 Fiscal Year 2020-2021

State Controller Schedule
 County Budget Act

Budget Unit: 2211 Sheriff (Court Bailiffs)
 Function: Public Protection
 Activity: Police Protection

FINANCING USES CLASSIFICATION	ACTUAL 2017-2018	ACTUAL 2018-2019	ADOPTED 2019-2020	BASE BUDGET 2020-2021	REQUESTED 2020-2021	RECOMMENDED 2020-2021
50100 SALARIES AND WAGES	480,617.79	467,351.22	397,056.00	420,369.00	420,369.00	420,369.00
50102 OVERTIME	6,169.14	1,950.90	15,000.00	15,000.00	15,000.00	15,000.00
50200 DEFERRED COMP COUNTY MATCH	100.00	1,015.46	1,200.00	1,200.00	1,200.00	1,200.00
50300 RETIREMENT - EMPLOYER'S SHARE	50,908.76	49,057.81	53,234.00	61,811.00	61,811.00	61,811.00
50305 RETIREMENT-PEACE OFF UNFUNDED LIAB	43,890.00	50,354.01	52,729.00	61,418.00	61,418.00	61,643.00
50310 FICA/MEDICARE - EMPLOYER'S SHARE	18,829.05	18,674.61	13,735.00	14,198.00	14,198.00	14,198.00
50400 EMPLOYEE GROUP INSURANCE	52,091.00	49,170.26	54,380.00	53,677.00	53,677.00	53,677.00
50500 WORKER'S COMPENSATION INSURANCE	7,636.35	6,322.27	6,217.00	6,355.00	6,355.00	6,355.00
TOTAL SALARIES/EMPLOYEE BENEFITS	660,242.09	643,896.54	593,551.00	634,028.00	634,028.00	634,253.00
SERVICES AND SUPPLIES						
51100 CLOTHING AND PERSONAL SUPPLIES	0.00	0.00	1,000.00	1,000.00	1,000.00	1,000.00
51200 COMMUNICATIONS	199.44	201.44	192.00	244.00	244.00	244.00
51760 MAINTENANCE - PROGRAMS	1,444.96	1,488.00	1,410.00	1,939.00	1,939.00	1,939.00
52860 PEACE OFFICER TRAINING	0.00	378.00	500.00	500.00	500.00	500.00
TOTAL SERVICES AND SUPPLIES	1,644.40	2,067.44	3,102.00	3,683.00	3,683.00	3,683.00
FIXED ASSETS						
56200 EQUIPMENT	0.00	0.00	0.00	0.00	0.00	0.00
TOTAL FIXED ASSETS	0.00	0.00	0.00	0.00	0.00	0.00
TOTAL - SHERIFF (COURT BAILIFFS)	661,886.49	645,963.98	596,653.00	637,711.00	637,711.00	637,936.00
58900 A87 - COUNTYWIDE COST ALLOC PLAN	30,461.00	33,418.00	32,769.00	32,025.00	32,025.00	32,025.00
GRAND TOTAL - SHERIFF (COURT BAILIFFS)	692,347.49	679,381.98	629,422.00	669,736.00	669,736.00	669,961.00

COUNTY OF AMADOR
 Financing Sources Detail by Budget Unit
 Fiscal Year 2020-2021

State Controller Schedule
 County Budget Act

Budget Unit: 2211 Sheriff (Court Bailiffs)
 Function: Public Protection
 Activity: Police Protection

Revenue	ACTUAL 2017-2018	ACTUAL 2018-2019	ADOPTED 2019-2020	BASE BUDGET 2020-2021	REQUESTED 2020-2021	RECOMMENDED 2020-2021
460099 Charges Co Local Revenue	656,221.56	646,187.30	636,816.00	636,816.00	636,816.00	636,816.00
47890 Miscellaneous Revenues	0.00	2,925.96	0.00	0.00	0.00	0.00
Total Revenues	656,221.56	649,113.26	636,816.00	636,816.00	636,816.00	636,816.00
Total Expenditures	692,347.49	679,381.98	629,422.00	669,736.00	669,736.00	669,961.00
Requested Contribution	55,358.00	30,268.72	(7,394.00)	32,920.00	32,920.00	33,145.00
General Fund Contribution	36,125.93	30,268.72	(7,394.00)	32,920.00	32,920.00	33,145.00
DEPARTMENT REDUCTION					0.00	0.00

COUNTY OF AMADOR
Financing Uses Detail by Budget Unit
Fiscal Year 2020-2021

FINANCING USES CLASSIFICATION	ACTUAL 2017-2018	ACTUAL 2018-2019	ADOPTED 2019-2020	BASE BUDGET 2020-2021	REQUESTED 2020-2021	RECOMMENDED 2020-2021
SALARIES AND EMPLOYEE BENEFITS						
50100 SALARIES AND WAGES	630,691.22	664,886.58	666,537.00	720,162.00	720,162.00	711,087.00
50102 OVERTIME	68,432.92	54,413.51	25,000.00	25,000.00	25,000.00	25,000.00
50104 SHIFT TIME	1,444.97	3,337.25	3,600.00	3,600.00	3,600.00	3,600.00
50200 DEFERRED COMP COUNTY MATCH	37.51	428.56	372.00	222.00	222.00	222.00
50300 RETIREMENT - EMPLOYER'S SHARE	59,207.07	64,890.96	65,548.00	75,106.00	75,106.00	74,423.00
50304 RETIREMENT-MISC UNFUNDED LIABILITY	81,620.04	90,453.00	96,080.00	108,375.00	108,375.00	107,567.00
50305 RETIREMENT-PEACE OFF UNFUNDED LIAE	15,953.04	19,655.01	17,061.00	20,035.00	20,035.00	20,108.00
50310 FICA/MEDICARE - EMPLOYER'S SHARE	45,981.59	45,574.31	46,152.00	49,910.00	49,910.00	49,216.00
50400 EMPLOYEE GROUP INSURANCE	130,418.77	161,020.43	203,254.00	167,539.00	167,539.00	177,392.00
50500 WORKER'S COMPENSATION INSURANCE	14,730.36	17,419.12	17,129.00	43,733.00	43,733.00	43,733.00
TOTAL SALARIES/EMPLOYEE BENEFITS	1,048,517.49	1,122,078.73	1,140,733.00	1,213,682.00	1,213,682.00	1,212,348.00
SERVICES AND SUPPLIES						
51100 CLOTHING AND PERSONAL SUPPLIES	800.20	3,224.55	2,000.00	2,000.00	2,000.00	2,000.00
51200 COMMUNICATIONS	1,448.88	2,345.23	1,600.00	1,642.00	1,642.00	1,642.00
51700 MAINTENANCE - EQUIPMENT	1,942.04	612.81	1,000.00	1,000.00	1,000.00	1,000.00
51760 MAINTENANCE - PROGRAMS	2,959.56	3,260.44	3,372.00	3,747.00	3,747.00	3,747.00
52200 OFFICE EXPENSES	825.35	1,009.05	2,000.00	2,000.00	2,000.00	2,000.00
52211 G.S.A. DEPT. COST ALLOCATION	4,639.00	4,483.00	10,747.00	4,459.00	4,459.00	4,459.00
52300 PROFESSIONAL/SPECIALIZED SERVICES	61,157.71	59,922.44	38,500.00	38,500.00	38,500.00	38,500.00
52500 RENTS, LEASES-EQUIPMENT	448.64	502.99	400.00	400.00	400.00	400.00
52700 MINOR EQUIPMENT	2,513.31	2,010.91	1,500.00	1,500.00	1,500.00	1,500.00
52860 PEACE OFFICER TRAINING	0.00	254.00	6,000.00	6,000.00	6,000.00	6,000.00
52870 STAFF TRAINING	(424.78)	14,945.65	10,000.00	10,000.00	10,000.00	10,000.00
53000 UTILITIES	7,000.00	0.00	7,000.00	7,000.00	7,000.00	7,000.00
TOTAL SERVICES AND SUPPLIES	83,309.91	92,571.07	84,119.00	78,248.00	78,248.00	78,248.00
FIXED ASSETS						
56200 EQUIPMENT	0.00	0.00	0.00	0.00	0.00	0.00
TOTAL FIXED ASSETS	0.00	0.00	0.00	0.00	0.00	0.00
TOTAL - SHERIFF DISPATCH	1,131,827.40	1,214,649.80	1,224,852.00	1,291,930.00	1,291,930.00	1,290,596.00
58900 A87 - COUNTYWIDE COST ALLOC PLAN	24,648.00	28,157.00	24,679.00	41,306.00	41,306.00	41,306.00
GRAND TOTAL - SHERIFF DISPATCH	1,156,475.40	1,242,806.80	1,249,531.00	1,333,236.00	1,333,236.00	1,331,902.00

COUNTY OF AMADOR
 Financing Sources Detail by Budget Unit
 Fiscal Year 2020-2021

State Controller Schedule
 County Budget Act

Budget Unit: 2212 Sheriff Dispatch
 Function: Public Protection
 Activity: Police Protection

Revenue	ACTUAL 2017-2018	ACTUAL 2018-2019	ADOPTED 2019-2020	BASE BUDGET 2020-2021	REQUESTED 2020-2021	RECOMMENDED 2020-2021
46780 Law Enforcement Services	436,245.16	467,400.96	537,825.00	537,825.00	537,825.00	537,825.00
Total Revenues	436,245.16	467,400.96	537,825.00	537,825.00	537,825.00	537,825.00
Total Expenditures	1,156,475.40	1,242,806.80	1,249,531.00	1,333,236.00	1,333,236.00	1,331,902.00
Requested Contribution	782,523.00	775,405.84	711,706.00	795,411.00	795,411.00	794,077.00
General Fund Contribution	720,230.24	775,405.84	711,706.00	795,411.00	795,411.00	794,077.00
DEPARTMENT REDUCTION					0.00	0.00

COUNTY OF AMADOR
Financing Uses Detail by Budget Unit
Fiscal Year 2020-2021

Budget Unit: 2213 Narcotics Task Force
Function: Public Protection
Activity: Police Protection

FINANCING USES CLASSIFICATION	ACTUAL 2017-2018	ACTUAL 2018-2019	ADOPTED 2019-2020	BASE BUDGET 2020-2021	REQUESTED 2020-2021	RECOMMENDED 2020-2021
SALARIES AND EMPLOYEE BENEFITS						
50100 SALARIES AND WAGES	14,331.96	15,056.61	53,974.00	56,800.00	56,800.00	56,800.00
50200 DEFERRED COMP COUNTY MATCH	0.00	0.00	300.00	300.00	300.00	300.00
50300 RETIREMENT - EMPLOYER'S SHARE	1,034.88	1,119.46	5,416.00	5,838.00	5,838.00	5,838.00
50304 RETIREMENT-MISC UNFUNDED LIABILITY	2,186.04	2,472.00	2,862.00	3,192.00	3,192.00	3,210.00
50305 RETIREMENT-PEACE OFF UNFUNDED LIAB	0.00	0.00	7,246.00	8,291.00	8,291.00	8,321.00
50310 FICA/MEDICARE - EMPLOYER'S SHARE	1,096.37	1,151.87	1,908.00	2,020.00	2,020.00	2,020.00
50400 EMPLOYEE GROUP INSURANCE	0.00	0.00	11,814.00	12,472.00	12,472.00	12,472.00
50500 WORKER'S COMPENSATION INSURANCE	195.93	187.03	184.00	20.00	20.00	20.00
TOTAL SALARIES/EMPLOYEE BENEFITS	18,845.18	19,986.97	83,704.00	88,933.00	88,933.00	88,981.00
SERVICES AND SUPPLIES						
51100 CLOTHING AND PERSONAL SUPPLIES	1,323.50	25.32	1,500.00	1,500.00	1,500.00	1,500.00
51200 COMMUNICATIONS	1,675.04	1,814.68	1,574.00	1,590.00	3,713.00	3,713.00
51760 MAINTENANCE PROGRAMS	3,407.60	3,618.92	2,919.00	2,742.00	2,742.00	2,742.00
52200 OFFICE EXPENSES	1,016.20	3,405.25	3,000.00	3,000.00	3,000.00	3,000.00
52211 GSA COST ALLOCATION	9,256.00	6,198.00	9,888.00	9,245.00	9,245.00	9,245.00
52300 PROFESSIONAL/SPECIALIZED SERVICES	18,693.84	18,232.93	15,000.00	15,000.00	15,000.00	15,000.00
52700 MINOR EQUIPMENT	1,921.95	15,653.39	1,500.00	1,500.00	1,500.00	1,500.00
52860 PEACE OFFICER TRAINING	7,577.19	9,991.85	6,000.00	6,000.00	6,000.00	6,000.00
52900 GSA AND IN COUNTY TRAVEL	15,636.79	28,782.96	15,000.00	15,000.00	15,000.00	15,000.00
TOTAL SERVICES AND SUPPLIES	60,508.11	87,723.30	56,381.00	55,577.00	57,700.00	57,700.00
OTHER CHARGES						
54308 CAL METH TEAM 14/15	62,102.35	0.00	0.00	0.00	0.00	0.00
TOTAL OTHER CHARGES	62,102.35	0.00	0.00	0.00	0.00	0.00
TOTAL - NARCOTICS TASK FORCE	141,455.64	107,710.27	140,085.00	144,510.00	146,633.00	146,681.00
58900 A87 - COUNTYWIDE COST ALLOC PLAN	57,146.00	25,227.00	16,765.00	22,492.00	22,492.00	22,492.00
GRAND TOTAL - NARCOTICS TASK FORCE	198,601.64	132,937.27	156,850.00	167,002.00	169,125.00	169,173.00

COUNTY OF AMADOR
 Financing Sources Detail by Budget Unit
 Fiscal Year 2020-2021

State Controller Schedules
 County Budget Act

Budget Unit: 2213 Narcotics Task Force
 Function Public Protection
 Activity: Police Protection

Revenue	ACTUAL 2017-2018	ACTUAL 2018-2019	ADOPTED 2019-2020	BASE BUDGET 2020-2021	REQUESTED 2020-2021	RECOMMENDED 2020-2021
45240 State - Other	75,422.90	101,761.32	134,368.00	134,368.00	136,491.00	136,491.00
Total Revenues	75,422.90	101,761.32	134,368.00	134,368.00	136,491.00	136,491.00
Total Expenditures	198,601.64	132,937.27	156,850.00	167,002.00	169,125.00	169,173.00
Requested Contribution	66,578.00	31,175.95	22,482.00	32,634.00	32,634.00	32,682.00
General Fund Contribution	123,178.74	31,175.95	22,482.00	32,634.00	32,634.00	32,682.00
DEPARTMENT REDUCTION					0.00	0.00

COUNTY OF AMADOR
Financing Uses Detail by Budget Unit
Fiscal Year 2020-2021

Budget Unit: 2215 BV Casino Mitigation - Sheriff
Function: Public Protection
Activity: Police Protection

FINANCING USES CLASSIFICATION	ACTUAL 2017-2018	ACTUAL 2018-2019	ADOPTED 2019-2020	BASE BUDGET 2020-2021	REQUESTED 2020-2021	RECOMMENDED 2020-2021
SALARIES AND EMPLOYEE BENEFITS						
50100 SALARIES AND WAGES	0.00	110,607.86	867,975.00	815,209.00	815,209.00	799,204.00
50102 OVERTIME	0.00	12,198.18	80,000.00	80,000.00	80,000.00	80,000.00
50104 SHIFT DIFFERENTIAL	0.00	1,279.00	6,000.00	6,000.00	6,000.00	6,000.00
50110 STANDBY	0.00	0.00	2,640.00	2,640.00	2,640.00	2,640.00
50200 DEFERRED 457K COMP MATCH	0.00	0.00	3,600.00	2,400.00	2,400.00	2,400.00
50300 RETIREMENT - EMPLOYER'S SHARE	0.00	14,151.23	138,013.00	98,736.00	98,736.00	96,514.00
50304 RETIREMENT-MISC UNFUNDED LIABILITY	0.00	0.00	36,566.00	39,680.00	39,680.00	40,515.00
50305 RETIREMENT - PEACE OFFICER UNFUNDED LIAB	0.00	0.00	134,271.00	126,043.00	126,043.00	121,386.00
50310 FICA/MEDICARE - EMPLOYER'S SHARE	0.00	4,789.78	27,005.00	27,391.00	27,391.00	27,365.00
50400 EMPLOYEE GROUP INSURANCE	0.00	32,920.72	223,098.00	187,438.00	187,438.00	168,041.00
50500 WORKER'S COMPENSATION INSURANCE	0.00	0.00	35,000.00	1,249.00	1,249.00	1,249.00
TOTAL SALARIES/EMPLOYEE BENEFITS	0.00	175,946.77	1,554,168.00	1,386,786.00	1,386,786.00	1,345,314.00
SERVICES AND SUPPLIES						
51100 CLOTHING & PERSONAL SUPPLIES	0.00	2,390.80	9,792.00	9,792.00	9,792.00	9,792.00
51200 COMMUNICATIONS	0.00	0.00	2,576.00	579.00	579.00	579.00
51760 MAINTENANCE - PROGRAMS	0.00	0.00	2,876.00	1,274.00	1,274.00	1,274.00
52211 G.S.A. DEPT. COST ALLOCATION	0.00	0.00	0.00	13,912.00	13,912.00	13,912.00
52300 PROFESSIONAL/SPECIALIZED SERVICES	0.00	11,198.17	20,200.00	20,200.00	20,200.00	20,200.00
52700 MINOR EQUIPMENT	0.00	35,121.97	34,686.00	34,686.00	34,686.00	34,686.00
52860 PEACE OFFICER TRAINING	0.00	13,056.58	15,000.00	15,000.00	15,000.00	15,000.00
52900 G.S.A. AND IN-COUNTY TRAVEL	0.00	0.00	41,500.00	41,500.00	41,500.00	41,500.00
TOTAL SERVICES AND SUPPLIES	0.00	61,767.52	126,630.00	136,943.00	136,943.00	136,943.00
OTHER CHARGES						
54505 CITY OF IONE POLICE DEPT.	0.00	200,000.00	200,000.00	200,000.00	200,000.00	200,000.00
TOTAL OTHER CHARGES	0.00	200,000.00	200,000.00	200,000.00	200,000.00	200,000.00
FIXED ASSETS						
56100 FIXED ASSETS - STRUCTURES	0.00	8,820.99	350,000.00	350,000.00	350,000.00	350,000.00
56200 FIXED ASSETS - EQUIPMENT	0.00	0.00	276,444.00	276,444.00	276,444.00	276,444.00
TOTAL FIXED ASSETS	0.00	8,820.99	626,444.00	626,444.00	626,444.00	626,444.00
TOTAL - BV CASINO MITIG - SHERIFF	0.00	446,535.28	2,507,242.00	2,350,173.00	2,350,173.00	2,308,701.00
58900 A87 - COUNTYWIDE COST ALLOC PLAN	0.00	0.00	0.00	13,503.00	13,503.00	13,503.00
GRAND TOTAL - BV CASINO MITIG - SHERIFF	0.00	446,535.28	2,507,242.00	2,363,676.00	2,363,676.00	2,322,204.00

Buena Vista Casino Mitigation Operating Fund: 70000

State Controller Schedules
County Budget Act

COUNTY OF AMADOR
Financing Sources Detail by Budget Unit
Fiscal Year 2020-2021

Budget Unit: 2215 BV Casino Mitigation - Sheriff
Function: Public Protection
Activity: Police Protection

Revenue	ACTUAL 2017-2018	ACTUAL 2018-2019	ADOPTED 2019-2020	BASE BUDGET 2020-2021	REQUESTED 2020-2021	RECOMMENDED 2020-2021
46782 SERVICES - BUENA VISTA CASINO	0.00	658,182.34	2,507,242.00	2,507,242.00	2,363,676.00	2,322,204.00
Total Revenues	0.00	658,182.34	2,507,242.00	2,507,242.00	2,363,676.00	2,322,204.00
Total Expenditures	0.00	446,535.28	2,507,242.00	2,363,676.00	2,363,676.00	2,322,204.00
Net Cost to BV Casino Fund	0.00	(211,647.06)	0.00	(143,566.00)	0.00	0.00

Fund: 70000

COUNTY OF AMADOR
Financing Uses Detail by Budget Unit
Fiscal Year 2020-2021

FINANCING USES CLASSIFICATION	ACTUAL 2017-2018	ACTUAL 2018-2019	ADOPTED 2019-2020	BASE BUDGET 2020-2021	REQUESTED 2020-2021	RECOMMENDED 2020-2021
SALARIES AND EMPLOYEE BENEFITS						
50100 SALARIES AND WAGES	1,691,677.21	1,808,570.23	1,976,788.00	2,055,405.00	2,055,405.00	2,073,041.00
50102 OVERTIME	210,209.69	177,304.73	80,000.00	80,000.00	160,000.00	160,000.00
50104 SHIFT TIME	3,077.57	6,859.01	7,500.00	7,500.00	7,500.00	7,500.00
50200 DEFERRED COMP COUNTY MATCH	50.00	1,200.00	0.00	1,200.00	1,200.00	1,200.00
50300 RETIREMENT - EMPLOYER'S SHARE	263,890.71	279,578.37	319,548.00	340,596.00	340,596.00	342,735.00
50304 RETIREMENT-MISC UNFUNDED LIABILITY	9,657.96	10,599.00	12,267.00	20,577.00	20,577.00	20,690.00
50305 RETIREMENT - PEACE OFFICER'S UNFUNDED	285,954.00	331,572.00	372,399.00	410,882.00	410,882.00	412,528.00
50310 OASDI - EMPLOYER'S SHARE	31,717.97	23,972.55	36,900.00	40,944.00	44,544.00	42,535.00
50400 EMPLOYEE GROUP INSURANCE	402,234.95	437,034.99	541,916.00	552,787.00	552,787.00	534,583.00
50500 WORKER'S COMPENSATION INSURANCE	108,369.09	79,001.97	77,684.00	80,650.00	80,650.00	80,650.00
TOTAL SALARIES/EMPLOYEE BENEFITS	3,006,839.15	3,155,692.85	3,425,002.00	3,590,541.00	3,674,141.00	3,675,462.00
SERVICES AND SUPPLIES						
51100 CLOTHING AND PERSONAL SUPPLIES	24,670.63	24,609.30	20,000.00	20,000.00	20,000.00	20,000.00
51200 COMMUNICATIONS	3,416.33	3,387.63	2,918.00	3,192.00	3,192.00	3,192.00
51300 FOOD	191,418.48	313,036.25	270,000.00	270,000.00	320,000.00	320,000.00
51400 HOUSEHOLD EXPENSE	5,940.64	15,371.23	11,000.00	11,000.00	11,000.00	11,000.00
51700 MAINTENANCE - EQUIPMENT	515.07	794.60	3,500.00	3,500.00	3,500.00	3,500.00
51760 MAINTENANCE - PROGRAMS	7,531.88	7,311.60	7,119.00	8,701.00	8,701.00	8,701.00
51800 MAINTENANCE - BUILDINGS/IMPROVEMENTS	29,346.52	38,266.56	25,000.00	25,000.00	25,000.00	25,000.00
52200 OFFICE EXPENSES	3,909.51	9,015.96	6,500.00	6,500.00	6,500.00	6,500.00
52211 G.S.A. DEPT. COST ALLOCATION	9,680.25	10,770.75	20,138.00	14,681.00	14,681.00	14,681.00
52300 PROFESSIONAL SERVICES	25,173.55	31,173.03	33,084.00	33,084.00	33,084.00	33,084.00
52329 TRAINING	21,237.52	37,579.06	25,000.00	25,000.00	25,000.00	25,000.00
52500 RENTS, LEASES - EQUIPMENT	30.28	0.00	0.00	0.00	0.00	0.00
52700 MINOR EQUIPMENT	1,462.14	2,671.51	6,500.00	6,500.00	6,500.00	6,500.00
52860 PEACE OFFICER TRAINING	0.00	1,293.52	0.00	0.00	0.00	0.00
52900 G.S.A. AND IN-COUNTY TRAVEL	62,635.40	41,587.66	64,000.00	64,000.00	64,000.00	64,000.00
53000 UTILITIES	141,448.05	198,314.34	210,000.00	210,000.00	241,500.00	241,500.00
TOTAL SERVICES AND SUPPLIES	528,416.25	735,183.00	704,759.00	701,158.00	782,658.00	782,658.00
FIXED ASSETS						
56200 EQUIPMENT	0.00	0.00	0.00	0.00	0.00	0.00
TOTAL FIXED ASSETS	0.00	0.00	0.00	0.00	0.00	0.00
TOTAL - JAIL	3,535,255.40	3,890,875.85	4,129,761.00	4,291,699.00	4,456,799.00	4,458,120.00
58900 A87 - COUNTYWIDE COST ALLOC PLAN	263,243.00	292,216.00	294,922.00	358,320.00	358,320.00	358,320.00
GRAND TOTAL - JAIL	3,798,498.40	4,183,091.85	4,424,683.00	4,650,019.00	4,815,119.00	4,816,440.00

COUNTY OF AMADOR
 Financing Sources Detail by Budget Unit
 Fiscal Year 2020-2021

State Controller Schedules
 County Budget Act

Budget Unit: 2310 Jail
 Function: Public Protection
 Activity: Detention/Correction

Revenue	ACTUAL 2017-2018	ACTUAL 2018-2019	ADOPTED 2019-2020	BASE BUDGET 2020-2021	REQUESTED 2020-2021	RECOMMENDED 2020-2021
45242 Aid - Public Safety	341,252.21	355,679.83	370,760.00	317,550.00	317,550.00	299,784.00
45481 Correct Off Training	0.00	16,500.00	0.00	0.00	0.00	0.00
45630 Federal Other	0.00	0.00	1,500.00	1,500.00	1,500.00	1,500.00
460099 Charges Co Local Rev	17,066.46	15,777.95	14,400.00	14,400.00	14,400.00	14,400.00
46780 Law Enforcement Services	4,600.00	7,821.00	4,960.00	4,960.00	4,960.00	4,960.00
46781 Jackson Rancheria Indian Gam	191,487.00	337,138.00	348,290.00	506,982.00	506,982.00	473,765.00
46788 Local Detention Facility	21,403.00	21,403.00	21,657.00	21,657.00	21,657.00	21,657.00
46796 BV Casino Charges	0.00	0.00	50,000.00	50,000.00	215,100.00	215,100.00
47885 CCP Distribution	0.00	0.00	0.00	0.00	118,662.00	118,662.00
47890 Miscellaneous	1,961.79	168.35	0.00	0.00	0.00	0.00
Total Revenues	577,770.46	754,488.13	811,567.00	917,049.00	1,200,811.00	1,149,828.00
Total Expenditures	3,798,498.40	4,183,091.85	4,424,683.00	4,650,019.00	4,815,119.00	4,816,440.00
Requested Contribution	3,557,645.00	3,428,603.72	3,613,116.00	3,732,970.00	3,614,308.00	3,666,612.00
General Fund Contribution	3,220,727.94	3,428,603.72	3,613,116.00	3,732,970.00	3,732,970.00	3,666,612.00
DEPARTMENT REDUCTION					118,662.00	0.00

COUNTY OF AMADOR
Financing Uses Detail by Budget Unit
Fiscal Year 2020-2021

Budget Unit: 2311 Jail Health Services
Function: Public Protection
Activity: Detention/Correction

FINANCING USES CLASSIFICATION	ACTUAL 2017-2018	ACTUAL 2018-2019	ADOPTED 2019-2020	BASE BUDGET 2020-2021	REQUESTED 2020-2021	RECOMMENDED 2020-2021
SERVICES AND SUPPLIES						
51903 INMATE MEDICAL CARE	514,920.74	751,692.11	690,100.00	690,100.00	745,000.00	745,000.00
TOTAL SERVICES AND SUPPLIES	514,920.74	751,692.11	690,100.00	690,100.00	745,000.00	745,000.00
TOTAL - JAIL HEALTH SERVICES	514,920.74	751,692.11	690,100.00	690,100.00	745,000.00	745,000.00
58900 A87 - COUNTYWIDE COST ALLOC PLAN	(522.00)	1,013.00	744.00	2,063.00	2,063.00	2,063.00
GRAND TOTAL - JAIL HEALTH SERVICES	514,398.74	752,705.11	690,844.00	692,163.00	747,063.00	747,063.00

Fund #11800

COUNTY OF AMADOR
 Financing Sources Detail by Budget Unit
 Fiscal Year 2020-2021

State Controller Schedules
 County Budget Act

Budget Unit: 2311 Jail Health Services
 Function: Public Protection
 Activity: Detention/Correction

Revenue	ACTUAL 2017-2018	ACTUAL 2018-2019	ADOPTED 2019-2020	BASE BUDGET 2020-2021	REQUESTED 2020-2021	RECOMMENDED 2020-2021
45163 State Realign Health	644,949.96	766,164.00	690,844.00	690,844.00	747,063.00	747,063.00
Total Revenues	644,949.96	766,164.00	690,844.00	690,844.00	747,063.00	747,063.00
Total Expenditures	514,398.74	752,705.11	690,844.00	692,163.00	747,063.00	747,063.00
Net County Cost to Health Trust	(130,551.22)	(13,458.89)	0.00	1,319.00	0.00	0.00

Fund #18000

COUNTY OF AMADOR
Financing Uses Detail by Budget Unit
Fiscal Year 2020-2021

FINANCING USES CLASSIFICATION	ACTUAL 2017-2018	ACTUAL 2018-2019	ADOPTED 2019-2020	BASE BUDGET 2020-2021	REQUESTED 2020-2021	RECOMMENDED 2020-2021
SALARIES AND EMPLOYEE BENEFITS						
50100 SALARIES AND WAGES	1,128,081.59	1,197,700.73	1,190,181.00	1,256,981.00	1,269,944.00	1,274,725.00
50102 OVERTIME	8,385.38	15,243.07	23,000.00	23,000.00	23,000.00	23,000.00
50110 STANDBY	19,901.02	21,131.50	21,000.00	21,000.00	21,000.00	21,000.00
50200 DEFERRED 457K COMP MATCH	1,725.00	5,350.06	4,800.00	5,400.00	5,400.00	5,400.00
50300 RETIREMENT - EMPLOYER'S SHARE	169,737.78	182,836.97	194,282.00	221,575.00	222,916.00	223,444.00
50304 RETIREMENT-MISC UNFUNDED LIABILITY	30,021.96	34,498.00	39,146.00	39,813.00	39,813.00	40,032.00
50305 RETIREMENT - PEACE OFFICER UNFUNDED	151,731.96	166,565.01	190,784.00	222,902.00	226,158.00	228,052.00
50310 FICA/MEDICARE - EMPLOYER'S SHARE	30,741.16	32,257.80	32,279.00	33,282.00	33,470.00	33,539.00
50400 EMPLOYEE GROUP INSURANCE	139,485.15	160,710.63	170,281.00	210,133.00	217,058.00	217,058.00
50500 WORKER'S COMPENSATION INSURANCE	145,766.40	135,066.95	132,814.00	85,193.00	85,193.00	85,193.00
TOTAL SALARIES/EMPLOYEE BENEFITS	1,825,577.40	1,951,360.72	1,998,567.00	2,119,279.00	2,143,952.00	2,151,443.00
SERVICES AND SUPPLIES						
51100 CLOTHING & PERSONAL SUPPLIES	819.30	0.00	0.00	0.00	1,550.00	1,550.00
51200 COMMUNICATIONS	5,263.35	5,529.32	5,713.00	5,844.00	5,744.00	5,744.00
51700 MAINTENANCE - EQUIPMENT	69,438.66	65,221.23	68,357.00	68,357.00	71,615.00	71,615.00
51760 MAINTENANCE - PROGRAMS	7,892.28	7,117.56	7,376.00	8,303.00	8,303.00	8,303.00
51800 MAINTENANCE - BUILDINGS	4,579.05	680.40	25,686.00	25,686.00	686.00	686.00
52000 MEMBERSHIPS	1,080.49	1,258.40	1,900.00	1,900.00	1,900.00	1,900.00
52200 OFFICE EXPENSES	8,024.58	12,786.24	6,391.00	6,391.00	6,741.00	6,741.00
52211 G.S.A. DEPT. COST ALLOCATION	7,980.00	10,844.00	18,136.00	14,042.00	14,042.00	14,042.00
52300 PROFESSIONAL/SPECIALIZED SERVICES	72,742.79	71,666.04	72,590.00	72,590.00	71,612.00	71,612.00
52330 DETENTION OF MINORS	104,658.38	36,774.32	60,000.00	60,000.00	67,000.00	67,000.00
52334 JUVENILE JUSTICE COMMISSION	0.00	78.00	300.00	300.00	300.00	300.00
52335 TRAINING	23,468.37	27,989.89	29,000.00	29,000.00	34,000.00	34,000.00
52339 DOMESTIC VIOLENCE COUNCIL	0.00	0.00	150.00	150.00	150.00	150.00
52385 DRUG/ALCOHOL TESTING	3,570.25	2,502.03	4,800.00	4,800.00	4,800.00	4,800.00
52400 PUBLICATIONS & LEGAL NOTICES	535.08	0.00	350.00	350.00	500.00	500.00
52436 DELINQUENCY PREVENTION	0.00	14,352.25	0.00	0.00	31,000.00	31,000.00
52500 RENTS, LEASES- EQUIPMENT	1,892.98	2,592.52	5,465.00	5,465.00	4,900.00	4,900.00
52600 RENTS, LEASES-BUILDINGS	3,246.00	3,746.00	4,566.00	4,566.00	4,980.00	4,980.00
52700 MINOR EQUIPMENT	7,058.73	6,179.61	7,200.00	7,200.00	31,426.00	31,426.00
52800 SPECIAL DEPARTMENTAL EXPENSE	16,389.45	15,122.27	29,872.00	29,872.00	12,462.00	12,462.00
52870 STAFF TRAINING	549.00	0.00	1,000.00	1,000.00	1,000.00	1,000.00
52900 G.S.A. AND IN-COUNTY TRAVEL	24,398.05	28,223.40	28,400.00	28,400.00	28,400.00	28,400.00
52910 MEETINGS AND CONVENTIONS	2,643.05	2,451.93	5,102.00	5,102.00	5,800.00	5,800.00
53000 UTILITIES	15,434.78	16,505.47	18,120.00	18,120.00	18,420.00	18,420.00
TOTAL SERVICES AND SUPPLIES	381,664.62	331,620.88	400,474.00	397,438.00	427,331.00	427,331.00
FIXED ASSETS						
56200 EQUIPMENT	468,222.92	42,130.89	35,000.00	35,000.00	0.00	0.00
TOTAL FIXED ASSETS	468,222.92	42,130.89	35,000.00	35,000.00	0.00	0.00
TOTAL - PROBATION OFFICE	2,675,464.94	2,325,112.49	2,434,041.00	2,551,717.00	2,571,283.00	2,578,774.00
58900 A87 - COUNTYWIDE COST ALLOC PLAN	103,128.00	122,241.00	177,618.00	263,567.00	263,567.00	263,567.00
GRAND TOTAL - PROBATION OFFICE	2,778,592.94	2,447,353.49	2,611,659.00	2,815,284.00	2,834,850.00	2,842,341.00

State Controller Schedules
County Budget Act

COUNTY OF AMADOR
Financing Sources Detail by Budget Unit
Fiscal Year 2020-2021

Budget Unit: 2350 Probation
Function: Public Protection
Activity: Detention/Correction

Revenue	ACTUAL 2017-2018	ACTUAL 2018-2019	ADOPTED 2019-2020	BASE BUDGET 2020-2021	REQUESTED 2020-2021	RECOMMENDED 2020-2021
43221 Probation Fees	55,091.29	51,601.05	40,000.00	40,000.00	35,000.00	35,000.00
45242 Aid - Public Safety	178,979.76	186,546.75	194,427.00	166,523.00	166,523.00	157,207.00
45481 STC Training Reimburse	6,665.00	6,720.00	6,510.00	6,510.00	10,510.00	10,510.00
45491 Court Cost 4750 PC	0.00	3,151.00	3,000.00	3,000.00	5,000.00	5,000.00
45520 Public Assist Admin	5,386.00	1,572.00	0.00	0.00	0.00	0.00
45630 Federal Other	1,722.19	2,111.79	500.00	500.00	2,500.00	2,500.00
460099 Charges to Local Revenue	918,432.45	603,398.35	668,607.00	668,607.00	690,165.00	690,165.00
46781 Jackson Rancheria Indian Gam	52,760.00	54,911.00	133,944.00	194,973.00	194,973.00	182,199.00
47890 Miscellaneous	17,508.43	24,011.43	10,000.00	10,000.00	5,000.00	5,000.00
Total Revenues	1,236,545.12	934,023.37	1,056,988.00	1,090,113.00	1,109,671.00	1,087,581.00
Total Expenditures	2,778,592.94	2,447,353.49	2,611,659.00	2,815,284.00	2,834,850.00	2,842,341.00
Requested Contribution	1,584,354.00	1,513,330.12	1,554,671.00	1,725,171.00	1,725,179.00	1,754,760.00
General Fund Contribution	1,542,047.82	1,513,330.12	1,554,671.00	1,725,171.00	1,725,171.00	1,754,760.00
DEPARTMENT REDUCTION					(8.00)	0.00

COUNTY OF AMADOR
Financing Uses Detail by Budget Unit
Fiscal Year 2020-2021

Budget Unit: 2355 BV Casino Mitigation- Probation
Function: Public Protection
Activity: Detention/Correction

FINANCING USES CLASSIFICATION	ACTUAL 2017-2018	ACTUAL 2018-2019	ADOPTED 2019-2020	BASE BUDGET 2020-2021	REQUESTED 2020-2021	RECOMMENDED 2020-2021
SALARIES AND EMPLOYEE BENEFITS						
50100 SALARIES AND WAGES	0.00	0.00	94,586.00	99,955.00	79,386.00	79,386.00
50102 OVERTIME	0.00	0.00	3,750.00	3,750.00	3,750.00	3,750.00
50110 STANDBY	0.00	0.00	1,000.00	1,000.00	1,000.00	1,000.00
50200 DEFERRED 457K COMP MATCH	0.00	0.00	600.00	600.00	600.00	600.00
50300 RETIREMENT - EMPLOYER'S SHARE	0.00	0.00	15,674.00	10,386.00	8,200.00	8,200.00
50304 RETIREMENT-MISC UNFUNDED LIABILITY	0.00	0.00	4,124.00	4,642.00	4,642.00	4,667.00
50305 RETIREMENT - PEACE OFFICER UNFUNDED LIAB	0.00	0.00	13,912.00	15,891.00	11,473.00	11,515.00
50310 FICA/MEDICARE - EMPLOYER'S SHARE	0.00	0.00	3,068.00	3,254.00	2,956.00	2,956.00
50400 EMPLOYEE GROUP INSURANCE	0.00	0.00	19,110.00	20,091.00	25,638.00	25,638.00
50500 WORKER'S COMPENSATION INSURANCE	0.00	0.00	1,000.00	0.00	0.00	0.00
TOTAL SALARIES/EMPLOYEE BENEFITS	0.00	0.00	156,824.00	159,569.00	137,645.00	137,712.00
SERVICES AND SUPPLIES						
51100 CLOTHING & PERSONAL SUPPLIES	0.00	0.00	500.00	500.00	650.00	650.00
51200 COMMUNICATIONS	0.00	0.00	239.00	0.00	239.00	239.00
51760 MAINTENANCE - PROGRAMS	0.00	0.00	477.00	0.00	477.00	477.00
52200 OFFICE EXPENSE	0.00	0.00	904.00	904.00	904.00	904.00
52211 G.S.A. DEPT. COST ALLOCATION	0.00	0.00	0.00	1,438.00	1,438.00	1,438.00
52300 PROFESSIONAL/SPECIALIZED SERVICES	0.00	681.94	1,251.00	1,251.00	1,300.00	1,300.00
52335 TRAINING	0.00	0.00	2,800.00	2,800.00	3,000.00	3,000.00
52700 MINOR EQUIPMENT	0.00	0.00	8,935.00	8,935.00	8,935.00	8,935.00
52800 SPECIAL DEPARTMENTAL EXPENSE	0.00	0.00	1,001.00	1,001.00	2,005.00	2,005.00
52860 PEACE OFFICER TRAINING	0.00	0.00	0.00	0.00	0.00	0.00
52900 G.S.A. AND IN-COUNTY TRAVEL	0.00	0.00	2,400.00	2,400.00	2,400.00	2,400.00
TOTAL SERVICES AND SUPPLIES	0.00	681.94	18,507.00	19,229.00	21,348.00	21,348.00
FIXED ASSETS						
56200 FIXED ASSETS - EQUIPMENT	0.00	1,768.43	43,000.00	43,000.00	0.00	0.00
TOTAL FIXED ASSETS	0.00	1,768.43	43,000.00	43,000.00	0.00	0.00
TOTAL - BV CASINO MITIG - PROBATION	0.00	2,450.37	218,331.00	221,798.00	158,993.00	159,060.00
58900 A87 - COUNTYWIDE COST ALLOC PLAN	0.00	0.00	0.00	227.00	227.00	227.00
GRAND TOTAL - BV CASINO MITIG - PROBATION	0.00	2,450.37	218,331.00	222,025.00	159,220.00	159,287.00

Buena Vista Casino Mitigation Operating Fund: 70000

State Controller Schedules
County Budget Act

COUNTY OF AMADOR
Financing Sources Detail by Budget Unit
Fiscal Year 2020-2021

Budget Unit:2355 BV Casino Mitigation - Probation
Function: Public Protection
Activity: Police Protection

Revenue	ACTUAL 2017-2018	ACTUAL 2018-2019	ADOPTED 2019-2020	BASE BUDGET 2020-2021	REQUESTED 2020-2021	RECOMMENDED 2020-2021
46782 BV CASINO REVENUE	0.00	2,450.37	218,331.00	218,331.00	159,220.00	159,287.00
Total Revenues	0.00	2,450.37	218,331.00	218,331.00	159,220.00	159,287.00
Total Expenditures	0.00	2,450.37	218,331.00	222,025.00	159,220.00	159,287.00
Net Cost to BV Casino Fund	0.00	0.00	0.00	3,694.00	0.00	0.00

Fund: 70000

COUNTY OF AMADOR
 Financing Uses Detail by Budget Unit
 Fiscal Year 2020-2021

State Controller Schedules
 County Budget Act

Budget Unit: 2390 Local Community Corrections
 Function: Public Protection
 Activity: Detention/Correction

FINANCING USES CLASSIFICATION	ACTUAL 2017-2018	ACTUAL 2018-2019	ADOPTED 2019-2020	BASE BUDGET 2020-2021	REQUESTED 2020-2021	RECOMMENDED 2020-2021
SALARIES AND EMPLOYEE BENEFITS						
50100 SALARIES AND WAGES	315,357.98	302,137.87	480,310.00	502,185.00	508,296.00	508,296.00
50102 OVERTIME	5,497.76	2,415.45	15,000.00	15,000.00	15,000.00	15,000.00
50110 STANDBY	4,690.00	3,087.00	4,000.00	4,000.00	4,000.00	4,000.00
50200 DEFERRED COMP COUNTY MATCH	625.00	1,799.94	3,000.00	3,000.00	3,000.00	3,000.00
50300 RETIREMENT - EMPLOYER'S SHARE	48,976.20	47,267.78	69,914.00	78,374.00	79,054.00	79,054.00
50304 RETIREMENT-MISC UNFUNDED LIABILITY	12,084.96	14,710.00	18,043.00	20,865.00	20,865.00	20,981.00
50305 RETIREMENT - PEACE OFFICER UNFUNDED	56,909.04	62,499.99	74,947.00	84,095.00	84,925.00	85,233.00
50310 FICA/MEDICARE - EMPLOYER'S SHARE	7,970.08	7,061.80	13,662.00	14,641.00	14,730.00	14,730.00
50400 EMPLOYEE GROUP INSURANCE	46,811.56	44,053.43	98,038.00	103,764.00	91,292.00	91,292.00
50500 WORKER'S COMPENSATION INSURANCE	4,088.96	3,514.11	3,455.00	3,864.00	3,864.00	3,864.00
TOTAL SALARIES/EMPLOYEE BENEFITS	503,011.54	488,547.37	780,369.00	829,788.00	825,026.00	825,450.00
SERVICES AND SUPPLIES						
51100 CLOTHING AND PERSONAL SUPPLIES	500.00	0.00	0.00	0.00	0.00	0.00
51200 COMMUNICATIONS	658.04	739.08	671.00	631.00	631.00	631.00
51760 MAINTENANCE - PROGRAMS	1,664.40	2,615.28	2,610.00	2,544.00	2,544.00	2,544.00
52200 OFFICE EXPENSES	1,283.14	124.52	500.00	500.00	500.00	500.00
52215 DEPARTMENT COST ALLOCATION	145,873.78	118,646.58	148,000.00	148,000.00	151,000.00	151,000.00
52300 PROFESSIONAL/SPECIALIZED SERVICES	55,855.05	184,340.84	435,000.00	435,000.00	440,800.00	440,800.00
52330 DETENTION (Jail)	63,420.00	142,040.00	100,000.00	100,000.00	100,000.00	100,000.00
52335 TRAINING (STC)	3,649.28	3,510.62	5,000.00	5,000.00	5,000.00	5,000.00
52385 DRUG/ALCOHOL TESTING	5,210.74	2,495.04	5,500.00	5,500.00	5,500.00	5,500.00
52500 RENTS, LEASES- EQUIPMENT	241.80	1,357.80	10,000.00	10,000.00	10,000.00	10,000.00
52600 RENTS, LEASES-BUILDINGS	7,020.00	4,264.50	50,000.00	50,000.00	50,000.00	50,000.00
52700 MINOR EQUIPMENT	279.63	0.00	1,500.00	1,500.00	6,300.00	6,300.00
52800 SPECIAL DEPARTMENTAL EXPENSE	3,155.14	2,113.84	18,900.00	18,900.00	19,754.00	19,754.00
52900 G.S.A. AND IN-COUNTY TRAVEL	5,378.76	4,801.75	10,800.00	10,800.00	10,800.00	10,800.00
52910 MEETINGS AND CONVENTIONS	0.00	0.00	1,000.00	1,000.00	1,000.00	1,000.00
TOTAL SERVICES AND SUPPLIES	294,189.76	467,049.85	789,481.00	789,375.00	803,829.00	803,829.00
OTHER CHARGES						
5416790 CCP DISTRIBUTION	238,734.87	19,193.34	4,000.00	4,000.00	13,000.00	13,000.00
TOTAL OTHER CHARGES	238,734.87	19,193.34	4,000.00	4,000.00	13,000.00	13,000.00
FIXED ASSETS						
56200 EQUIPMENT	2,936.73	1,624.30	0.00	0.00	0.00	0.00
TOTAL FIXED ASSETS	2,936.73	1,624.30	0.00	0.00	0.00	0.00
TOTAL - LOCAL COMMUNITY CORRECTION	1,038,872.90	976,414.86	1,573,850.00	1,623,163.00	1,641,855.00	1,642,279.00
58900 A87 - COUNTYWIDE COST ALLOC PLAN	35,470.00	40,639.00	23,728.00	12,147.00	12,147.00	12,147.00
GRAND TOTAL - LOCAL COMMUNITY	1,074,342.90	1,017,053.86	1,597,578.00	1,635,310.00	1,654,002.00	1,654,426.00

Local Revenue Fund #20500

COUNTY OF AMADOR
 Financing Sources Detail by Budget Unit
 Fiscal Year 2020-2021

State Controller Schedules
 County Budget Act

Budget Unit: 2390 Local Community Corrections
 Function: Public Protection
 Activity: Detention/Correction

Revenue	ACTUAL 2017-2018	ACTUAL 2018-2019	ADOPTED 2019-2020	BASE BUDGET 2020-2021	REQUESTED 2020-2021	RECOMMENDED 2020-2021
4516720 Local Community Correction	1,710,745.21	1,783,510.54	1,597,578.00	1,597,578.00	1,654,002.00	1,654,426.00
Total Revenue	1,710,745.21	1,783,510.54	1,597,578.00	1,597,578.00	1,654,002.00	1,654,426.00
Total Expenditures	1,074,342.90	1,017,053.86	1,597,578.00	1,635,310.00	1,654,002.00	1,654,426.00
Net Cost to Local Community Corrections Fund	(636,402.31)	(766,456.68)	0.00	37,732.00	0.00	0.00

Fund #20500

COUNTY OF AMADOR
 Financing Uses Detail by Budget Unit
 Fiscal Year 2020-2021

State Controller Schedules
 County Budget Act

Budget Unit: 2440 Fire Protection
 Function: Public Protection
 Activity: Fire Protection

FINANCING USES CLASSIFICATION	ACTUAL 2017-2018	ACTUAL 2018-2019	ADOPTED 2019-2020	BASE BUDGET 2020-2021	REQUESTED 2020-2021	RECOMMENDED 2020-2021
SERVICES AND SUPPLIES						
52300 PROF AND SPECIALIZED SERVICES	0.00	0.00	240,368.00	240,368.00	240,368.00	240,368.00
52800 SPECIAL DEPARTMENTAL EXPENSE	498,368.04	498,368.04	0.00	0.00	0.00	0.00
TOTAL SERVICES AND SUPPLIES	498,368.04	498,368.04	240,368.00	240,368.00	240,368.00	240,368.00
TRANSFERS & OTHER CHARGES						
57040 AMADOR FIRE PROTECTION DISTRICT	0.00	0.00	258,000.00	258,000.00	129,000.00	229,000.00
TOTAL TRANSFERS & OTHER CHARGES	0.00	0.00	258,000.00	258,000.00	129,000.00	229,000.00
TOTAL - FIRE PROTECTION	498,368.04	498,368.04	498,368.00	498,368.00	369,368.00	469,368.00
58900 A87 - COUNTYWIDE COST ALLOC PLAN	473.00	2,907.00	1,533.00	1,993.00	1,993.00	1,993.00
GRAND TOTAL - FIRE PROTECTION	498,841.04	501,275.04	499,901.00	500,361.00	371,361.00	471,361.00

COUNTY OF AMADOR
 Financing Sources Detail by Budget Unit
 Fiscal Year 2020-2021

State Controller Schedules
 County Budget Act

Budget Unit: 2440 Fire Protection
 Function: Public Protection
 Activity: Fire Protection

Revenue	ACTUAL 2017-2018	ACTUAL 2018-2019	ADOPTED 2019-2020	BASE BUDGET 2020-2021	REQUESTED 2020-2021	RECOMMENDED 2020-2021
45242 Aid - Public Safety	498,747.00	498,747.00	498,747.00	369,747.00	369,747.00	469,747.00
Total Revenues	498,747.00	498,747.00	498,747.00	369,747.00	369,747.00	469,747.00
Total Expenditures	498,841.04	501,275.04	499,901.00	500,361.00	371,361.00	471,361.00
Requested Contribution	94.00	2,528.04	1,154.00	130,614.00	1,614.00	1,614.00
General Fund Contribution	94.04	2,528.04	1,154.00	130,614.00	130,614.00	1,614.00
DEPARTMENT REDUCTION					129,000.00	0.00

COUNTY OF AMADOR
 Financing Uses Detail by Budget Unit
 Fiscal Year 2020-2021

State Controller Schedules
 County Budget Act

Budget Unit: 2520 Water Development
 Function: Public Protection
 Activity: Flood Control/Water Soil Conservation

FINANCING USES CLASSIFICATION	ACTUAL 2017-2018	ACTUAL 2018-2019	ADOPTED 2019-2020	BASE BUDGET 2020-2021	REQUESTED 2020-2021	RECOMMENDED 2020-2021
SERVICES AND SUPPLIES						
52393 SPECIAL PROJECTS	84,982.21	0.00	0.00	0.00	0.00	0.00
523936 CDBG-AWA-PIONR WAT REHAB	967,744.55	0.00	0.00	0.00	0.00	0.00
523937 03JD-LABOR STANDARDS-ACTIVITY DELIVERY CDBG	0.00	0.00	0.00	0.00	497,474.00	497,474.00
523938 21A-GEN PROGRAM ADMIN CDBG	0.00	0.00	0.00	0.00	318,472.00	318,472.00
523939 03J-PIONEER WATER/SEWER IMPR CDBG	0.00	0.00	0.00	0.00	4,145,615.00	4,145,615.00
TOTAL SERVICES AND SUPPLIES	1,052,726.76	0.00	0.00	0.00	4,961,561.00	4,961,561.00
TOTAL - WATER DEVELOPMENT	1,052,726.76	0.00	0.00	0.00	4,961,561.00	4,961,561.00
58900 A87 - COUNTYWIDE COST ALLOC PLAN	4,312.00	2,584.00	1,217.00	(1,043.00)	(1,043.00)	(1,043.00)
GRAND TOTAL - WATER DEVELOPMENT	1,057,038.76	2,584.00	1,217.00	(1,043.00)	4,960,518.00	4,960,518.00

Water Fund #15000

COUNTY OF AMADOR
 Financing Sources Detail by Budget Unit
 Fiscal Year 2020-2021

State Controller Schedules
 County Budget Act

Budget Unit: 2520 Water Development
 Function: Public Protection
 Activity: Flood Control/Water Soil Conservation

Revenue	ACTUAL 2017-2018	ACTUAL 2018-2019	ADOPTED 2019-2020	BASE BUDGET 2020-2021	REQUESTED 2020-2021	RECOMMENDED 2020-2021
44100 Interest	24,760.59	51,150.82	27,500.00	27,500.00	27,500.00	27,500.00
45240 State Aid Other	1,454,600.00	0.00	0.00	0.00	0.00	0.00
453937 03JD Labor Standards-Activity Delivery CDBG	0.00	0.00	0.00	0.00	497,474.00	497,474.00
453938 21A - Gen Program Admin CDBG	0.00	0.00	0.00	0.00	348,232.00	348,232.00
453938 03J - Pioneer Water - Water/Sewer Imp. CDBG	0.00	0.00	0.00	0.00	4,145,615.00	4,145,615.00
Total Revenues	1,479,360.59	51,150.82	27,500.00	27,500.00	5,018,821.00	5,018,821.00
Total Expenditures	1,057,038.76	2,584.00	1,217.00	(1,043.00)	4,960,518.00	4,960,518.00
Net Cost Water Development Fund	(422,321.83)	(48,566.82)	(26,283.00)	(28,543.00)	(58,303.00)	(58,303.00)

Fund: 15000

COUNTY OF AMADOR
Financing Uses Detail by Budget Unit
Fiscal Year 2020-2021

Budget Unit: 2550 Grading Department
Function: Public Protection
Activity: Flood Control/Water Soil Conservation

FINANCING USES CLASSIFICATION	ACTUAL 2017-2018	ACTUAL 2018-2019	ADOPTED 2019-2020	BASE BUDGET 2020-2021	REQUESTED 2020-2021	RECOMMENDED 2020-2021
SERVICES AND SUPPLIES						
52310 PUBLIC WORKS CHARGES	44,298.95	20,921.22	29,240.00	3,000.00	3,000.00	3,000.00
TOTAL SERVICES AND SUPPLIES	44,298.95	20,921.22	29,240.00	3,000.00	3,000.00	3,000.00
TOTAL - GRADING DEPARTMENT	44,298.95	20,921.22	29,240.00	3,000.00	3,000.00	3,000.00
58900 A87 - COUNTYWIDE COST ALLOC PLAN	2,132.00	2,111.00	370.00	244.00	244.00	244.00
GRAND TOTAL - GRADING DEPARTMENT	46,430.95	23,032.22	29,610.00	3,244.00	3,244.00	3,244.00

State Controller Schedules
County Budget Act

COUNTY OF AMADOR
Financing Sources Detail by Budget Unit
Fiscal Year 2020-2021

Budget Unit: 2550 Grading Department
Function: Public Protection
Activity: Flood Control/Water Soil Conservation

Revenue	ACTUAL 2017-2018	ACTUAL 2018-2019	ADOPTED 2019-2020	BASE BUDGET 2020-2021	REQUESTED 2020-2021	RECOMMENDED 2020-2021
42130 Permit Fees	37,114.57	10,484.90	25,000.00	0.00	0.00	0.00
Total Revenues	37,114.57	10,484.90	25,000.00	0.00	0.00	0.00
Total Expenditures	46,430.95	23,032.22	29,610.00	3,244.00	3,244.00	3,244.00
Requested Contribution	6,372.00	12,547.32	4,610.00	3,244.00	3,244.00	3,244.00
General Fund Contribution	9,316.38	12,547.32	4,610.00	3,244.00	3,244.00	3,244.00
DEPARTMENT REDUCTION					0.00	0.00

COUNTY OF AMADOR
Financing Uses Detail by Budget Unit
Fiscal Year 2020-2021

FINANCING USES CLASSIFICATION	ACTUAL 2017-2018	ACTUAL 2018-2019	ADOPTED 2019-2020	BASE BUDGET 2020-2021	REQUESTED 2020-2021	RECOMMENDED 2020-2021
SALARIES AND EMPLOYEE BENEFITS						
50100 SALARIES AND WAGES	316,234.42	318,796.56	322,415.00	343,646.00	343,646.00	343,646.00
50200 DEFERRED COMP COUNTY MATCH	150.00	600.00	600.00	600.00	600.00	600.00
50300 RETIREMENT - EMPLOYER'S SHARE	27,435.90	27,699.87	29,716.00	33,401.00	33,401.00	33,401.00
50304 RETIREMENT-MISC UNFUNDED LIABILITY	41,322.96	47,775.00	55,516.00	61,448.00	61,448.00	61,787.00
50310 FICA/MEDICARE - EMPLOYER'S SHARE	23,541.18	24,040.02	24,711.00	26,335.00	26,335.00	26,335.00
50400 EMPLOYEE GROUP INSURANCE	49,792.12	42,581.27	41,064.00	52,279.00	52,279.00	44,002.00
50500 WORKER'S COMPENSATION INSURANCE	13,324.31	3,438.82	3,382.00	2,420.00	2,420.00	2,420.00
TOTAL SALARIES/EMPLOYEE BENEFITS	471,800.89	464,931.54	477,404.00	520,129.00	520,129.00	512,191.00
SERVICES AND SUPPLIES						
51100 CLOTHING AND PERSONAL SUPPLIES	0.00	618.98	555.00	555.00	555.00	555.00
51110 PROTECTIVE CLOTHING	70.17	285.24	150.00	150.00	150.00	150.00
51200 COMMUNICATIONS	3,441.55	3,486.54	3,443.00	3,600.00	3,600.00	3,600.00
51700 MAINTENANCE - EQUIPMENT	973.81	125.12	750.00	750.00	750.00	750.00
51760 MAINTENANCE - PROGRAMS	3,081.00	2,854.28	2,388.00	3,255.00	3,255.00	3,255.00
52000 MEMBERSHIPS	2,575.00	2,575.00	2,850.00	2,850.00	2,850.00	2,850.00
52200 OFFICE EXPENSES	3,651.10	4,929.56	4,300.00	4,300.00	4,300.00	4,300.00
52211 G.S.A. DEPT. COST ALLOCATION	5,749.00	7,878.00	10,508.00	11,646.00	11,646.00	11,646.00
52300 PROFESSIONAL/SPECIALIZED SERVICES	842.08	5,141.25	17,500.00	17,500.00	5,500.00	5,500.00
52342 WEED MANAGEMENT PROGRAM	0.00	0.00	0.00	0.00	39,910.00	39,910.00
52345 PLACER COUNTY CONTRACT	2,000.00	2,500.00	4,000.00	4,000.00	4,000.00	4,000.00
52346 USDA ANIMAL DAMAGE CONTROL	68,925.13	73,053.15	76,830.00	76,830.00	79,519.00	79,519.00
52500 RENTS, LEASES-EQUIPMENT	0.00	1,723.21	1,836.00	1,836.00	1,800.00	1,800.00
52700 MINOR EQUIPMENT	0.00	1,490.92	500.00	500.00	500.00	500.00
52870 STAFF TRAINING	0.00	300.00	500.00	500.00	500.00	500.00
52900 G.S.A. AND IN-COUNTY TRAVEL	14,246.52	15,257.93	15,800.00	15,800.00	15,800.00	15,800.00
52910 MEETINGS AND CONVENTIONS	3,185.31	2,377.84	4,100.00	4,100.00	4,100.00	4,100.00
53000 UTILITIES	6,277.76	6,129.13	8,380.00	8,380.00	9,140.00	9,140.00
TOTAL SERVICES AND SUPPLIES	115,018.43	130,726.15	154,390.00	156,552.00	187,875.00	187,875.00
FIXED ASSETS						
56200 EQUIPMENT	0.00	31,400.00	66,550.00	49,980.00	29,816.00	29,816.00
TOTAL FIXED ASSETS	0.00	31,400.00	66,550.00	49,980.00	29,816.00	29,816.00
TOTAL - AG. COMMISSIONER/SEALER	586,819.32	627,057.69	698,344.00	726,661.00	737,820.00	729,882.00
58900 A87 - COUNTYWIDE COST ALLOC PLAN	120,933.00	95,341.00	55,263.00	45,504.00	45,504.00	45,504.00
GRAND TOTAL - AG. COMMISSIONER & SEALER OF WEIGHTS & MEASURES	707,752.32	722,398.69	753,607.00	772,165.00	783,324.00	775,386.00

COUNTY OF AMADOR
 Financing Sources Detail by Budget Unit
 Fiscal Year 2020-2021

State Controller Schedules
 County Budget Act

Budget Unit: 2610
 Ag Comm. & Sealer of Weights & Meas.
 Function: Public Prot.
 Activity: Protective Insp.

	ACTUAL 2017-2018	ACTUAL 2018-2019	ADOPTED 2019-2020	BASE BUDGET 2020-2021	REQUESTED 2020-2021	RECOMMENDED 2020-2021
Revenue						
45220 Aid for Agriculture	247,501.58	308,534.96	329,927.00	329,927.00	342,086.00	342,086.00
46009 Charges for Services	5,899.36	0.00	5,500.00	25,500.00	20,000.00	20,000.00
46890 Ag Sales/Registration Fee	47,405.42	44,082.08	44,500.00	44,500.00	49,000.00	49,000.00
Total Revenues	300,806.36	352,617.04	379,927.00	399,927.00	411,086.00	411,086.00
Total Expenditures	707,752.32	722,398.69	753,607.00	772,165.00	783,324.00	775,386.00
Requested Contribution	443,139.00	369,781.65	373,680.00	372,238.00	372,238.00	364,300.00
General Fund Contribution	406,945.96	369,781.65	373,680.00	372,238.00	372,238.00	364,300.00
DEPARTMENT REDUCTION					0.00	0.00

COUNTY OF AMADOR
Financing Uses Detail by Budget Unit
Fiscal Year 2020-2021

FINANCING USES CLASSIFICATION	ACTUAL 2017-2018	ACTUAL 2018-2019	ADOPTED 2019-2020	BASE BUDGET 2020-2021	REQUESTED 2020-2021	RECOMMENDED 2020-2021
SALARIES AND EMPLOYEE BENEFITS						
50100 SALARIES AND WAGES	275,291.63	302,193.13	319,773.00	363,614.00	363,614.00	363,614.00
50200 DEFERRED COMP COUNTY MATCH	0.00	283.02	636.00	624.00	624.00	624.00
50300 RETIREMENT - EMPLOYER'S SHARE	21,791.04	22,708.26	27,174.00	35,800.00	35,800.00	35,800.00
50304 RETIREMENT-MISC UNFUNDED LIABILITY	33,717.96	42,789.00	50,767.00	65,863.00	65,863.00	66,224.00
50310 FICA/MEDICARE - EMPLOYER'S SHARE	20,401.35	22,318.35	24,511.00	27,809.00	27,809.00	27,809.00
50400 EMPLOYEE GROUP INSURANCE	64,486.69	61,157.18	60,795.00	78,869.00	78,869.00	78,869.00
50500 WORKER'S COMPENSATION INSURANCE	36,360.72	27,445.71	26,988.00	19,809.00	19,809.00	19,809.00
TOTAL SALARIES/EMPLOYEE BENEFITS	452,049.39	478,894.65	510,644.00	592,388.00	592,388.00	592,749.00
SERVICES AND SUPPLIES						
51100 CLOTHING & PERSONAL SUPPLIES	0.00	170.00	200.00	200.00	400.00	400.00
51200 COMMUNICATIONS	1,655.08	1,602.32	1,672.00	1,684.00	1,684.00	1,684.00
51700 MAINTENANCE - EQUIPMENT	0.00	1,226.07	1,000.00	1,000.00	800.00	800.00
51760 MAINTENANCE - PROGRAMS	2,758.96	2,569.08	3,012.00	3,360.00	3,360.00	3,360.00
52000 MEMBERSHIPS	135.00	915.33	1,200.00	1,200.00	1,400.00	1,400.00
52200 OFFICE EXPENSES	1,490.79	2,277.74	2,000.00	2,000.00	2,200.00	2,200.00
52211 G.S.A. DEPT. COST ALLOCATION	4,669.00	4,200.00	5,901.00	5,032.00	5,032.00	5,032.00
52230 CODE BOOKS	703.70	1,000.00	1,000.00	1,000.00	800.00	800.00
52300 PROFESSIONAL AND SPECIALIZED SERVICES	268.75	360.52	500.00	500.00	1,000.00	1,000.00
52310 PUBLIC WORKS CHARGES	0.00	(531.03)	0.00	0.00	0.00	0.00
523101 COMM DEV DIRECTOR CHARGES	7,703.06	0.00	0.00	0.00	0.00	0.00
52400 PUBLICATIONS AND LEGAL NOTICES	174.60	318.74	500.00	500.00	300.00	300.00
52500 RENTS, LEASES- EQUIPMENT	786.97	775.57	1,333.00	1,333.00	1,000.00	1,000.00
52700 MINOR EQUIPMENT	0.00	0.00	400.00	400.00	500.00	500.00
52870 STAFF TRAINING	1,505.00	7,575.43	9,000.00	9,000.00	9,000.00	9,000.00
52900 G.S.A. AND IN-COUNTY TRAVEL	12,346.85	11,879.92	28,432.00	28,432.00	28,432.00	28,432.00
52910 MEETINGS AND CONVENTIONS	0.00	0.00	0.00	0.00	0.00	0.00
TOTAL SERVICES AND SUPPLIES	34,197.76	34,339.69	56,150.00	55,641.00	55,908.00	55,908.00
FIXED ASSETS						
56200 EQUIPMENT	0.00	0.00	0.00	0.00	0.00	0.00
TOTAL FIXED ASSETS	0.00	0.00	0.00	0.00	0.00	0.00
TOTAL - BUILDING DEPARTMENT	486,247.15	513,234.34	566,794.00	648,029.00	648,296.00	648,657.00
58900 A87 - COUNTYWIDE COST ALLOC PLAN	78,058.00	79,488.00	77,997.00	79,500.00	79,500.00	79,500.00
GRAND TOTAL - BUILDING DEPARTMENT	564,305.15	592,722.34	644,791.00	727,529.00	727,796.00	728,157.00

State Controller Schedules
County Budget Act

COUNTY OF AMADOR
Financing Sources Detail by Budget Unit
Fiscal Year 2020-2021

Budget Unit 2620 Building Department
Function: Public Protection
Activity: Protective Inspection

Revenue	ACTUAL 2017-2018	ACTUAL 2018-2019	ADOPTED 2019-2020	BASE BUDGET 2020-2021	REQUESTED 2020-2021	RECOMMENDED 2020-2021
42120 Construction Permits	369,541.19	411,296.80	340,540.00	340,540.00	385,000.00	385,000.00
46009 Charges for Services	0.00	400.00	0.00	0.00	0.00	0.00
46711 Plan/Engineer Bldg Dept	132,019.36	99,702.74	99,760.00	99,760.00	119,760.00	119,760.00
47880 Other Sales	31,993.72	0.00	0.00	0.00	0.00	0.00
47890 Miscellaneous	623.35	0.00	330.00	330.00	330.00	330.00
Total Revenues	534,177.62	511,399.54	440,630.00	440,630.00	505,090.00	505,090.00
Total Expenditures	564,305.15	592,722.34	644,791.00	727,529.00	727,796.00	728,157.00
Requested Contribution	160,383.00	81,322.80	204,161.00	286,899.00	222,706.00	223,067.00
General Fund Contribution	30,127.53	81,322.80	204,161.00	286,899.00	286,899.00	223,067.00
DEPARTMENT REDUCTION					64,193.00	0.00

State Controller Schedules
County Budget Act

COUNTY OF AMADOR
Financing Uses Detail by Budget Unit
Fiscal Year 2020-2021

Budget Unit: 2700 Special Services
Function: Public Protection
Activity: Other Protection

FINANCING USES CLASSIFICATION	ACTUAL 2017-2018	ACTUAL 2018-2019	ADOPTED 2019-2020	BASE BUDGET 2020-2021	REQUESTED 2020-2021	RECOMMENDED 2020-2021
OTHER CHARGES						
54001 TITLE III FOREST SERVICE	0.00	11,462.98	0.00	0.00	0.00	0.00
54102 COMMISSION ON AGING	0.00	0.00	750.00	750.00	750.00	750.00
54103 APAL	0.00	0.00	5,000.00	5,000.00	4,500.00	4,500.00
54104 ATCAA	16,000.00	30,000.00	30,000.00	30,000.00	25,000.00	25,000.00
54105 LAFCO	28,563.00	28,563.00	28,563.00	28,563.00	28,595.00	28,595.00
54112 COMMON GROUND/ACSS	11,000.00	15,000.00	15,000.00	15,000.00	15,000.00	15,000.00
54131 RESOURCE CONSERVATION DISTRICT	0.00	0.00	1,000.00	1,000.00	500.00	500.00
54135 CEMETERY	1,170.26	1,413.67	1,500.00	1,500.00	1,500.00	1,500.00
54136 VOLCANO PIONEER CEMETERY MAINT	0.00	0.00	1,500.00	1,500.00	1,500.00	1,500.00
TOTAL OTHER CHARGES	56,733.26	86,439.65	83,313.00	83,313.00	77,345.00	77,345.00
TOTAL - SPECIAL SERVICES	56,733.26	86,439.65	83,313.00	83,313.00	77,345.00	77,345.00
58900 A87 - COUNTYWIDE COST ALLOC PLAN	0.00	57.00	10.00	691.00	691.00	691.00
GRAND TOTAL - SPECIAL SERVICES	56,733.26	86,496.65	83,323.00	84,004.00	78,036.00	78,036.00

COUNTY OF AMADOR
 Financing Sources Detail by Budget Unit
 Fiscal Year 2020-2021

State Controller Schedules
 County Budget Act

Budget Unit: 2700 Special Services
 Function: Public Protection
 Activity: Other Protection

Revenue	ACTUAL 2017-2018	ACTUAL 2018-2019	ADOPTED 2019-2020	BASE BUDGET 2020-2021	REQUESTED 2020-2021	RECOMMENDED 2020-2021
45580 Federal Forest Reserve	0.00	17,840.17	0.00	0.00	0.00	0.00
Total Revenues	0.00	17,840.17	0.00	0.00	0.00	0.00
Total Expenditures	56,733.26	86,496.65	83,323.00	84,004.00	78,036.00	78,036.00
Requested Contribution	65,313.00	68,656.48	83,323.00	84,004.00	78,036.00	78,036.00
General Fund Contribution	56,733.26	68,656.48	83,323.00	84,004.00	84,004.00	78,036.00
DEPARTMENT REDUCTION					5,968.00	0.00

COUNTY OF AMADOR
Financing Uses Detail by Budget Unit
Fiscal Year 2020-2021

Budget Unit: 2705 BV Casino Mitig.- Comm Fund
Function: Public Protection
Activity: Other Protection

FINANCING USES CLASSIFICATION	ACTUAL 2017-2018	ACTUAL 2018-2019	ADOPTED 2019-2020	BASE BUDGET 2020-2021	REQUESTED 2020-2021	RECOMMENDED 2020-2021
OTHER CHARGES						
54900 PROJECTS	0.00	36,825.55	2,704,174.00	1,443,000.00	1,442,693.00	1,442,693.00
TOTAL OTHER CHARGES	0.00	36,825.55	2,704,174.00	1,443,000.00	1,442,693.00	1,442,693.00
TOTAL - BV CASINO MITIG COMM FUND	0.00	36,825.55	2,704,174.00	1,443,000.00	1,442,693.00	1,442,693.00
58900 A87 - COUNTYWIDE COST ALLOC PLAN	0.00	0.00	0.00	307.00	307.00	307.00
GRAND TOTAL - BV CASINO MITG COMM FUND	0.00	36,825.55	2,704,174.00	1,443,307.00	1,443,000.00	1,443,000.00

Buena Vista Casino Mitigation Operating Fund: 70000

State Controller Schedules
County Budget Act

COUNTY OF AMADOR
Financing Sources Detail by Budget Unit
Fiscal Year 2020-2021

Budget Unit: 2705 BV Casino Mitig. Comm Fund
Function: Public Protection
Activity: Other Protection

Revenue	ACTUAL 2017-2018	ACTUAL 2018-2019	ADOPTED 2019-2020	BASE BUDGET 2020-2021	REQUESTED 2020-2021	RECOMMENDED 2020-2021
46782 SERVICES - BUENA VISTA CASINO	0.00	36,825.55	2,704,174.00	1,443,307.00	1,443,000.00	1,443,000.00
Total Revenues	0.00	36,825.55	2,704,174.00	1,443,307.00	1,443,000.00	1,443,000.00
Total Expenditures	0.00	36,825.55	2,704,174.00	1,443,307.00	1,443,000.00	1,443,000.00
Net Cost to BV Casino Fund	0.00	0.00	0.00	0.00	0.00	0.00

Fund: 70000

COUNTY OF AMADOR
 Financing Uses Detail by Budget Unit
 Fiscal Year 2020-2021

State Controller Schedules
 County Budget Act

Budget Unit: 2710 Recorder
 Function: Public Protection
 Activity: Other Protection

FINANCING USES CLASSIFICATION	ACTUAL 2017-2018	ACTUAL 2018-2019	ADOPTED 2019-2020	BASE BUDGET 2020-2021	REQUESTED 2020-2021	RECOMMENDED 2020-2021
SALARIES AND EMPLOYEE BENEFITS						
50100 SALARIES AND WAGES	251,827.61	227,564.80	255,259.00	275,055.00	275,055.00	275,055.00
50102 OVERTIME	0.00	162.45	0.00	0.00	0.00	0.00
50200 DEFERRED COMP COUNTY MATCH	175.00	900.00	900.00	900.00	900.00	900.00
50300 RETIREMENT - EMPLOYER'S SHARE	23,879.58	22,307.61	26,207.00	29,829.00	29,829.00	29,829.00
50304 RETIREMENT-MISC UNFUNDED LIABILITY	31,170.00	34,922.00	44,171.00	51,496.00	51,496.00	50,186.00
50310 FICA/MEDICARE - EMPLOYER'S SHARE	18,759.16	16,931.84	19,596.00	21,111.00	21,111.00	21,111.00
50400 EMPLOYEE GROUP INSURANCE	33,539.05	40,689.98	58,807.00	61,062.00	61,062.00	61,062.00
50500 WORKER'S COMPENSATION INSURANCE	1,697.15	1,230.79	1,210.00	1,361.00	1,361.00	1,361.00
TOTAL SALARIES/EMPLOYEE BENEFITS	361,047.55	344,709.47	406,150.00	440,814.00	440,814.00	439,504.00
SERVICES AND SUPPLIES						
51200 COMMUNICATIONS	1,984.12	1,933.84	1,910.00	2,363.00	2,363.00	2,363.00
51700 MAINTENANCE - EQUIPMENT	0.00	0.00	1,530.00	1,530.00	1,530.00	1,530.00
51760 MAINTENANCE - PROGRAMS	4,049.88	3,896.36	3,721.00	5,914.00	5,914.00	5,914.00
52000 MEMBERSHIPS	1,199.00	850.00	918.00	918.00	918.00	918.00
52200 OFFICE EXPENSES	12,923.35	14,230.55	16,300.00	16,300.00	16,300.00	16,300.00
52211 G.S.A. DEPT. COST ALLOCATION	8,422.00	9,659.00	12,938.00	10,738.00	10,738.00	10,738.00
52300 PROFESSIONAL/SPECIALIZED SERVICES	38,230.54	17,305.31	18,550.00	18,550.00	43,145.00	43,145.00
52500 RENTS, LEASES- EQUIPMENT	2,241.08	2,471.94	2,558.00	2,558.00	2,558.00	2,558.00
52700 MINOR EQUIPMENT	0.00	(94.43)	0.00	0.00	0.00	0.00
52910 MEETINGS AND CONVENTIONS	622.18	0.00	1,000.00	1,000.00	1,000.00	1,000.00
TOTAL SERVICES AND SUPPLIES	69,672.15	50,252.57	59,425.00	59,871.00	84,466.00	84,466.00
FIXED ASSETS						
56200 EQUIPMENT	0.00	0.00	0.00	0.00	0.00	0.00
TOTAL FIXED ASSETS	0.00	0.00	0.00	0.00	0.00	0.00
TOTAL - RECORDER	430,719.70	394,962.04	465,575.00	500,685.00	525,280.00	523,970.00
58900 A87 - COUNTYWIDE COST ALLOC PLAN	111,066.00	86,227.00	89,145.00	77,863.00	77,863.00	77,863.00
GRAND TOTAL - RECORDER	541,785.70	481,189.04	554,720.00	578,548.00	603,143.00	601,833.00

COUNTY OF AMADOR
 Financing Sources Detail by Budget Unit
 Fiscal Year 2020-2021

State Controller Schedules
 County Budget Act

Budget Unit: 2710 Recorder
 Function: Public Protection
 Activity: Other Protection

Revenue	ACTUAL 2017-2018	ACTUAL 2018-2019	ADOPTED 2019-2020	BASE BUDGET 2020-2021	REQUESTED 2020-2021	RECOMMENDED 2020-2021
42160 Other Licenses & Permit	9,910.00	10,212.00	10,000.00	10,000.00	10,000.00	10,000.00
45242 Aid - Public Safety	39,751.93	41,432.58	43,269.00	37,059.00	37,059.00	34,986.00
46671 Recorder Micro/Modernization	90,023.87	15,818.62	997.00	997.00	10,997.00	10,997.00
46672 Social Security Truncation	0.00	0.00	0.00	0.00	3,900.00	3,900.00
46675 Vital Records	0.00	0.00	9,750.00	9,750.00	0.00	0.00
46750 Clerk Fees & Costs	4,260.00	2,492.00	3,000.00	3,000.00	3,000.00	3,000.00
46790 Recording Fees	192,283.99	170,835.58	165,000.00	165,000.00	165,000.00	165,000.00
46791 Burial Permit Fees	904.00	832.00	1,000.00	1,000.00	1,000.00	1,000.00
46792 Recording Fees/Clerk Office	12,767.00	13,279.00	15,000.00	15,000.00	15,000.00	15,000.00
46795 SB2 Admin Fees	0.00	37,522.50	40,000.00	40,000.00	40,000.00	40,000.00
47880 Other Sales	0.00	78.00	0.00	0.00	0.00	0.00
47890 Miscellaneous Revenues	211.00	21.00	0.00	0.00	0.00	0.00
Total Revenues	350,111.79	292,523.28	288,016.00	281,806.00	285,956.00	283,883.00
Total Expenditures	541,785.70	481,189.04	554,720.00	578,548.00	603,143.00	601,833.00
Requested Contribution	297,632.00	188,665.76	266,704.00	296,742.00	317,187.00	317,950.00
General Fund Contribution	191,673.91	188,665.76	266,704.00	296,742.00	296,742.00	317,950.00
DEPARTMENT REDUCTION					(20,445.00)	0.00

COUNTY OF AMADOR
Financing Uses Detail by Budget Unit
Fiscal Year 2020-2021

Budget Unit: 2720 Coroner
Function: Public Protection
Activity: Other Protection

FINANCING USES CLASSIFICATION	ACTUAL 2017-2018	ACTUAL 2018-2019	ADOPTED 2019-2020	BASE BUDGET 2020-2021	REQUESTED 2020-2021	RECOMMENDED 2020-2021
SALARIES AND EMPLOYEE BENEFITS						
50100 SALARIES AND WAGES	118,053.88	120,580.42	116,723.00	125,993.00	125,993.00	125,993.00
50102 OVERTIME	5,360.04	3,812.59	4,400.00	4,400.00	4,400.00	4,400.00
50110 STANDBY	3,121.50	1,621.50	1,500.00	1,700.00	1,700.00	1,700.00
50200 DEFERRED COMP COUNTY MATCH	43.37	579.77	600.00	600.00	600.00	600.00
50300 RETIREMENT - EMPLOYER'S SHARE	20,042.82	21,354.92	23,074.00	27,191.00	27,191.00	27,191.00
50305 RETIREMENT-PEACE OFF UNFUNDED LIAB	17,631.96	20,373.99	22,743.00	26,661.00	26,661.00	26,758.00
50310 FICA/MEDICARE - EMPLOYER'S SHARE	1,780.63	1,780.99	1,787.00	1,924.00	1,924.00	1,924.00
50400 EMPLOYEE GROUP INSURANCE	21,333.00	22,542.00	23,628.00	24,944.00	24,944.00	24,944.00
50500 WORKER'S COMPENSATION INSURANCE	1,874.19	1,621.35	1,595.00	1,648.00	1,648.00	1,648.00
TOTAL SALARIES/EMPLOYEE BENEFITS	189,241.39	194,267.53	196,050.00	215,061.00	215,061.00	215,158.00
SERVICES AND SUPPLIES						
51200 COMMUNICATIONS	99.72	100.72	192.00	195.00	195.00	195.00
51760 MAINTENANCE - PROGRAMS	404.88	427.60	776.00	835.00	835.00	835.00
51900 MEDICAL, DENTAL AND LAB SUPPLIES	554.89	509.04	500.00	500.00	500.00	500.00
52000 MEMBERSHIPS	0.00	0.00	400.00	400.00	400.00	400.00
52200 OFFICE EXPENSES	99.94	348.79	400.00	400.00	400.00	400.00
52300 PROFESSIONAL/SPECIALIZED SERVICES	141,158.01	147,532.03	150,000.00	150,000.00	180,000.00	180,000.00
52800 SPECIAL DEPARTMENTAL EXPENSE	53,739.74	45,323.80	47,000.00	47,000.00	47,000.00	47,000.00
52860 PEACE OFFICER TRAINING	1,440.68	0.00	1,000.00	1,000.00	1,000.00	1,000.00
TOTAL SERVICES AND SUPPLIES	197,497.86	194,241.98	200,268.00	200,330.00	230,330.00	230,330.00
FIXED ASSETS						
56200 EQUIPMENT	0.00	0.00	0.00	0.00	0.00	0.00
TOTAL FIXED ASSETS	0.00	0.00	0.00	0.00	0.00	0.00
TOTAL - CORONER	386,739.25	388,509.51	396,318.00	415,391.00	445,391.00	445,488.00
58900 A87 - COUNTYWIDE COST ALLOC PLAN	4,803.00	7,528.00	6,964.00	6,245.00	6,245.00	6,245.00
GRAND TOTAL - CORONER	391,542.25	396,037.51	403,282.00	421,636.00	451,636.00	451,733.00

COUNTY OF AMADOR
 Financing Sources Detail by Budget Unit
 Fiscal Year 2020-2021

State Controller
 County Budget Act

Budget Unit: 2720 Coroner
 Function: Public Protection
 Activity: Other Protection

Revenue	ACTUAL 2017-2018	ACTUAL 2018-2019	ADOPTED 2019-2020	BASE BUDGET 2020-2021	REQUESTED 2020-2021	RECOMMENDED 2020-2021
45242 State Public Safety	30,342.07	31,624.89	32,943.00	28,215.00	28,215.00	26,636.00
45491 Court Cost 4750 PC	11,528.00	0.00	6,200.00	6,200.00	6,200.00	6,200.00
Total Revenues	41,870.07	31,624.89	39,143.00	34,415.00	34,415.00	32,836.00
Total Expenditures	391,542.25	396,037.51	403,282.00	421,636.00	451,636.00	451,733.00
Requested Contribution	356,460.00	364,412.62	364,139.00	387,221.00	417,221.00	418,897.00
General Fund Contribution	349,672.18	364,412.62	364,139.00	387,221.00	387,221.00	418,897.00
DEPARTMENT REDUCTION					(30,000.00)	0.00

COUNTY OF AMADOR
Financing Uses Detail by Budget Unit
Fiscal Year 2020-2021

Budget Unit: 2730 Public Guardian/Public Conservator
Function: Public Protection
Activity: Other Protection

FINANCING USES CLASSIFICATION	ACTUAL 2017-2018	ACTUAL 2018-2019	ADOPTED 2019-2020	BASE BUDGET 2020-2021	REQUESTED 2020-2021	RECOMMENDED 2020-2021
SALARIES AND EMPLOYEE BENEFITS						
50100 SALARIES AND WAGES	159,858.73	177,515.53	165,786.00	195,288.00	195,288.00	195,288.00
50102 OVERTIME	46.03	0.00	1,500.00	1,500.00	1,500.00	1,500.00
50300 RETIREMENT - EMPLOYER'S SHARE	13,526.25	14,412.13	15,635.00	18,982.00	18,982.00	18,982.00
50304 RETIREMENT-MISC UNFUNDED LIABILITY	23,264.04	24,856.00	29,210.00	34,920.00	34,920.00	35,112.00
50310 FICA/MEDICARE - EMPLOYER'S SHARE	11,720.73	13,202.63	12,683.00	14,913.00	14,913.00	14,913.00
50400 EMPLOYEE GROUP INSURANCE	26,516.49	17,967.48	38,954.00	24,432.00	24,432.00	24,432.00
50500 WORKER'S COMPENSATION INSURANCE	1,730.94	1,402.36	1,379.00	980.00	980.00	980.00
TOTAL SALARIES/EMPLOYEE BENEFITS	236,663.21	249,356.13	265,147.00	291,015.00	291,015.00	291,207.00
SERVICES AND SUPPLIES						
51200 COMMUNICATIONS	1,373.06	1,365.65	1,523.00	1,433.00	1,433.00	1,433.00
51760 MAINTENANCE - PROGRAMS	21,009.27	18,910.08	20,626.00	20,251.00	20,251.00	20,251.00
51800 MAINTENANCE - BUILDINGS	96.38	147.10	147.00	147.00	147.00	147.00
52000 MEMBERSHIPS	3,810.00	3,810.00	3,900.00	3,900.00	3,900.00	3,900.00
52200 OFFICE EXPENSES	4,928.78	3,550.12	5,040.00	5,040.00	5,040.00	5,040.00
52211 G.S.A. DEPT. COST ALLOCATION	4,997.00	5,264.00	6,548.00	4,544.00	4,544.00	4,544.00
52300 PROFESSIONAL/SPECIALIZED SERVICES	1,975.07	62.00	1,350.00	1,350.00	1,350.00	1,350.00
52400 PUBLICATIONS AND LEGAL NOTICES	100.00	0.00	100.00	100.00	100.00	100.00
52410 EDUCATIONAL MATERIALS & PUBLICATIONS	297.44	81.89	750.00	750.00	750.00	750.00
52500 RENTS, LEASES- EQUIPMENT	83.88	58.17	730.00	730.00	730.00	730.00
52600 RENTS, LEASES- BUILDINGS	61,975.22	63,671.63	64,920.00	64,920.00	64,920.00	64,920.00
52800 SPECIAL DEPARTMENTAL EXPENSE	73.52	257.67	500.00	500.00	500.00	500.00
52870 STAFF TRAINING	774.08	1,351.20	2,000.00	2,000.00	2,000.00	2,000.00
52900 G.S.A. AND IN-COUNTY TRAVEL	9,749.19	5,818.69	8,100.00	8,100.00	8,100.00	8,100.00
53000 UTILITIES	4,760.28	4,832.71	6,105.00	6,105.00	6,105.00	6,105.00
TOTAL SERVICES AND SUPPLIES	116,003.17	109,180.91	122,339.00	119,870.00	119,870.00	119,870.00
TOTAL - PUBLIC GUARDIAN/PUBLIC CONSERVATO	352,666.38	358,537.04	387,486.00	410,885.00	410,885.00	411,077.00
58900 A87 - COUNTYWIDE COST ALLOC PLAN	49,859.00	41,733.00	47,038.00	86,513.00	86,513.00	86,513.00
GRAND TOTAL - PUBLIC GUARDIAN - PUBLIC CONSERVATOR	402,525.38	400,270.04	434,524.00	497,398.00	497,398.00	497,590.00

State Controller Schedules
County Budget Act

COUNTY OF AMADOR
Financing Sources Detail by Budget Unit
Fiscal Year 2020-2021

Budget Unit: 2730 Public Conservator/ Public Guarding
Function: Public Protection
Activity: Other Protection

Revenue	ACTUAL 2017-2018	ACTUAL 2018-2019	ADOPTED 2019-2020	BASE BUDGET 2020-2021	REQUESTED 2020-2021	RECOMMENDED 2020-2021
45242 Aid - Public Safety	26,693.34	27,821.90	29,093.00	24,918.00	24,918.00	23,524.00
46691 Public Conservator Fees	15,370.83	11,047.00	13,130.00	13,130.00	13,130.00	13,130.00
Total Revenues	42,064.17	38,868.90	42,223.00	38,048.00	38,048.00	36,654.00
Total Expenditures	402,525.38	400,270.04	434,524.00	497,398.00	497,398.00	497,590.00
Requested Contribution	398,348.00	361,401.14	392,301.00	459,350.00	459,350.00	460,936.00
General Fund Contribution	360,461.21	361,401.14	392,301.00	459,350.00	459,350.00	460,936.00
DEPARTMENT REDUCTION					0.00	0.00

COUNTY OF AMADOR
 Financing Uses Detail by Budget Unit
 Fiscal Year 2020-2021

State Controller
 County Budget Act

Budget Unit: 2740 Code Enforcement
 Function: Public Protection
 Activity: Other Protection

FINANCING USES CLASSIFICATION	ACTUAL 2017-2018	ACTUAL 2018-2019	ADOPTED 2019-2020	BASE BUDGET 2020-2021	REQUESTED 2020-2021	RECOMMENDED 2020-2021
SALARIES AND EMPLOYEE BENEFITS						
50100 SALARIES AND WAGES	68,746.00	74,668.74	86,712.00	83,562.00	83,562.00	83,562.00
50102 OVERTIME	0.73	1,911.91	500.00	500.00	500.00	500.00
50200 DEFERRED COMP COUNTY MATCH	0.00	16.50	60.00	42.00	42.00	42.00
50300 RETIREMENT - EMPLOYER'S SHARE	5,535.31	6,078.43	7,601.00	8,386.00	8,386.00	8,386.00
50304 RETIREMENT-MISC UNFUNDED LIABILITY	8,115.96	14,302.00	14,200.00	15,427.00	15,427.00	15,512.00
50310 FICA/MEDICARE - EMPLOYER'S SHARE	5,065.77	5,661.68	6,638.00	6,299.00	6,299.00	6,299.00
50400 EMPLOYEE GROUP INSURANCE	223.05	720.36	1,754.00	9,047.00	9,047.00	9,047.00
50500 WORKER'S COMPENSATION INSURANCE	553.25	515.71	507.00	644.00	644.00	644.00
TOTAL SALARIES/EMPLOYEE BENEFITS	88,240.07	103,875.33	117,972.00	123,907.00	123,907.00	123,992.00
SERVICES AND SUPPLIES						
51200 COMMUNICATIONS	279.16	285.80	430.00	433.00	433.00	433.00
51760 MAINTENANCE - PROGRAMS	774.60	826.84	882.00	927.00	927.00	927.00
52000 MEMBERSHIPS	0.00	0.00	300.00	300.00	300.00	300.00
52200 OFFICE EXPENSES	2,222.42	1,842.27	1,500.00	1,500.00	1,500.00	1,500.00
52211 G.S.A. DEPT. COST ALLOCATION	4,945.00	5,798.00	6,223.00	4,481.00	4,481.00	4,481.00
52870 STAFF TRAINING	1,248.36	1,179.64	1,500.00	1,500.00	1,500.00	1,500.00
52900 G.S.A. AND IN-COUNTY TRAVEL	4,019.45	2,752.37	3,715.00	3,715.00	3,715.00	3,715.00
TOTAL SERVICES AND SUPPLIES	13,488.99	12,684.92	14,550.00	12,856.00	12,856.00	12,856.00
FIXED ASSETS						
56200 EQUIPMENT	0.00	0.00	0.00	0.00	0.00	0.00
TOTAL FIXED ASSETS	0.00	0.00	0.00	0.00	0.00	0.00
TOTAL - CODE ENFORCEMENT	101,729.06	116,560.25	132,522.00	136,763.00	136,763.00	136,848.00
58900 A87 - COUNTYWIDE COST ALLOC PLAN	122,934.00	101,173.00	32,454.00	3,909.00	3,909.00	3,909.00
GRAND TOTAL - CODE ENFORCEMENT	224,663.06	217,733.25	164,976.00	140,672.00	140,672.00	140,757.00

COUNTY OF AMADOR
 Financing Sources Detail by Budget Unit
 Fiscal Year 2020-2021

State Controller Schedules
 County Budget Act

Budget Unit: 2740 Code Enforcement
 Function: Public Protection
 Activity: Other Protection

Revenue	ACTUAL 2017-2018	ACTUAL 2018-2019	ADOPTED 2019-2020	BASE BUDGET 2020-2021	REQUESTED 2020-2021	RECOMMENDED 2020-2021
45242 Aid - Public Safety	9,217.84	9,607.56	10,120.00	8,668.00	8,668.00	8,183.00
46009 Charges for Services	39,189.65	58,309.57	40,000.00	40,000.00	40,000.00	40,000.00
47010 Assessments	12,703.30	8,443.12	0.00	0.00	0.00	0.00
47890 Miscellaneous	3,981.60	0.00	0.00	0.00	0.00	0.00
Total Revenues	65,092.39	76,360.25	50,120.00	48,668.00	48,668.00	48,183.00
Total Expenditures	224,663.06	217,733.25	164,976.00	140,672.00	140,672.00	140,757.00
Requested Contribution	196,055.00	141,373.00	114,856.00	92,004.00	92,004.00	92,574.00
General Fund Contribution	159,570.67	141,373.00	114,856.00	92,004.00	92,004.00	92,574.00
DEPARTMENT REDUCTION					0.00	0.00

COUNTY OF AMADOR
Financing Uses Detail by Budget Unit
Fiscal Year 2020-2021

Budget Unit: 2750 Office of Emergency Services
Function: Public Protection
Activity: Other Protection

FINANCING USES CLASSIFICATION	ACTUAL 2017-2018	ACTUAL 2018-2019	ADOPTED 2019-2020	BASE BUDGET 2020-2021	REQUESTED 2020-2021	RECOMMENDED 2020-2021
SALARIES AND EMPLOYEE BENEFITS						
50100 SALARIES AND WAGES	117,238.82	120,772.64	118,396.00	107,545.00	107,545.00	107,545.00
50102 OVERTIME	5,031.52	4,246.96	7,500.00	7,500.00	7,500.00	7,500.00
50200 DEFERRED COMP COUNTY MATCH	0.00	0.00	0.00	600.00	600.00	600.00
50300 RETIREMENT - EMPLOYER'S SHARE	20,133.60	21,359.86	22,780.00	23,192.00	23,192.00	23,192.00
50305 RETIREMENT-PEACE OFF UNFUNDED LIAB	18,066.96	20,880.00	23,306.00	23,392.00	23,392.00	23,477.00
50310 FICA/MEDICARE - EMPLOYER'S SHARE	1,764.64	1,811.02	1,825.00	1,677.00	1,677.00	1,677.00
50400 EMPLOYEE GROUP INSURANCE	8,596.00	2,932.00	0.00	26,873.00	26,873.00	26,873.00
50500 WORKER'S COMPENSATION INSURANCE	1,004.53	2,294.82	2,257.00	5,042.00	5,042.00	5,042.00
TOTAL SALARIES/EMPLOYEE BENEFITS	171,836.07	174,297.30	176,064.00	195,821.00	195,821.00	195,906.00
SERVICES AND SUPPLIES						
51200 COMMUNICATIONS	1,186.44	1,228.76	1,287.00	1,340.00	1,340.00	1,340.00
51700 MAINTENANCE - EQUIPMENT	0.00	0.00	500.00	500.00	500.00	500.00
51760 MAINTENANCE - PROGRAMS	774.60	826.84	882.00	1,168.00	1,168.00	1,168.00
52200 OFFICE EXPENSES	69.35	191.29	500.00	500.00	500.00	500.00
52211 G.S.A. DEPT. COST ALLOCATION	6,138.00	6,233.00	8,599.00	8,654.00	8,654.00	8,654.00
52800 SPECIAL DEPARTMENTAL EXPENSE	0.00	8.46	1,000.00	1,000.00	1,000.00	1,000.00
52870 STAFF TRAINING	802.82	481.49	500.00	500.00	500.00	500.00
52900 G.S.A. AND IN-COUNTY TRAVEL	2,709.99	3,628.51	4,500.00	4,500.00	4,500.00	4,500.00
TOTAL SERVICES AND SUPPLIES	11,681.20	12,598.35	17,768.00	18,162.00	18,162.00	18,162.00
OTHER CHARGES						
54148 FY18 HOMELAND SECURITY GRANT	0.00	25,749.52	0.00	0.00	0.00	0.00
54149 FY17 HOMELAND SECURITY GRANT	13,000.00	16,897.82	0.00	0.00	0.00	0.00
54156 FY16 HOMELAND SECURITY GRANT	51,971.26	35,818.63	0.00	0.00	0.00	0.00
54192 COVID 19 EXPENSES	0.00	0.00	0.00	0.00	0.00	0.00
TOTAL OTHER CHARGES	64,971.26	78,465.97	0.00	0.00	0.00	0.00
TOTAL - OFFICE OF EMERGENCY SERVICES	248,488.53	265,361.62	193,832.00	213,983.00	213,983.00	214,068.00
58900 A87 - COUNTYWIDE COST ALLOC PLAN	13,414.00	10,639.00	7,890.00	7,525.00	7,525.00	7,525.00
GRAND TOTAL - OFFICE OF EMERGENCY SERVICES	261,902.53	276,000.62	201,722.00	221,508.00	221,508.00	221,593.00

State Controller Schedules
County Budget Act

COUNTY OF AMADOR
Financing Sources Detail by Budget Unit
Fiscal Year 2020-2021

Budget Unit: 2750 Office of Emergency Services
Function: Public Protection
Activity: Other Protection

Revenue	ACTUAL 2017-2018	ACTUAL 2018-2019	ADOPTED 2019-2020	BASE BUDGET 2020-2021	REQUESTED 2020-2021	RECOMMENDED 2020-2021
45230 Aid for Civil Defense	127,570.00	182,616.00	216,000.00	216,000.00	216,000.00	216,000.00
45242 Aid - Public Safety	11,330.25	11,809.29	12,303.00	10,537.00	10,537.00	9,948.00
45630 Federal-Other	0.00	0.00	0.00	0.00	0.00	0.00
Total Revenues	138,900.25	194,425.29	228,303.00	226,537.00	226,537.00	225,948.00
Total Expenditures	261,902.53	276,000.62	201,722.00	221,508.00	221,508.00	221,593.00
Requested Contribution	(5,027.00)	81,575.33	(26,581.00)	(5,029.00)	(5,029.00)	(4,355.00)
General Fund Contribution	123,002.28	24,153.00	(26,581.00)	(5,029.00)	(5,029.00)	(4,355.00)
DEPARTMENT REDUCTION					0.00	0.00

State Controller Schedules
County Budget Act

COUNTY OF AMADOR
Financing Uses Detail by Budget Unit
Fiscal Year 2020-2021

Budget Unit: 2760 Fish and Game
Function: Public Protection
Activity: Other Protection

FINANCING USES CLASSIFICATION	ACTUAL 2017-2018	ACTUAL 2018-2019	ADOPTED 2019-2020	BASE BUDGET 2020-2021	REQUESTED 2020-2021	RECOMMENDED 2020-2021
SERVICES AND SUPPLIES						
52800 SPECIAL DEPARTMENTAL EXPENSE	4,600.00	0.00	0.00	1,000.00	1,000.00	1,000.00
TOTAL SERVICES AND SUPPLIES	4,600.00	0.00	0.00	1,000.00	1,000.00	1,000.00
TOTAL - FISH AND GAME	4,600.00	0.00	0.00	1,000.00	1,000.00	1,000.00
58900 A87 - COUNTYWIDE COST ALLOC PLAN	(321.00)	(305.00)	74.00	492.00	492.00	492.00
GRAND TOTAL - FISH AND GAME	4,279.00	(305.00)	74.00	1,492.00	1,492.00	1,492.00

Fish & Game Fund: #20000, Acct 101200

COUNTY OF AMADOR
 Financing Sources Detail by Budget Unit
 Fiscal Year 2020-2021

State Controller Schedules
 County Budget Act

Budget Unit: 2760 Fish and Game
 Function: Public Protection
 Activity: Other Protection

Revenue	ACTUAL 2017-2018	ACTUAL 2018-2019	ADOPTED 2019-2020	BASE BUDGET 2020-2021	REQUESTED 2020-2021	RECOMMENDED 2020-2021
43200 Fish & Game Fines	732.34	453.41	450.00	400.00	400.00	400.00
44100 Interest	201.25	255.90	250.00	200.00	200.00	200.00
Total Revenues	933.59	709.31	700.00	600.00	600.00	600.00
Total Expenditures	4,279.00	(305.00)	74.00	1,492.00	1,492.00	1,492.00
Net Cost to Fish & Game Fund	3,345.41	(1,014.31)	(626.00)	892.00	892.00	892.00

Fund: 20000, Acct 101200

State Controller Schedules
County Budget Act

COUNTY OF AMADOR
Financing Uses Detail by Budget Unit
Fiscal Year 2020-2021

Budget Unit: 2770 Airport Land Use Commission
Function: Public Protection
Activity: Other Protection

FINANCING USES CLASSIFICATION	ACTUAL 2017-2018	ACTUAL 2018-2019	ADOPTED 2019-2020	BASE BUDGET 2020-2021	REQUESTED 2020-2021	RECOMMENDED 2020-2021
SERVICES AND SUPPLIES						
52200 OFFICE EXPENSES	704.66	349.12	1,250.00	1,250.00	1,250.00	1,250.00
52300 PROFESSIONAL/SPECIALIZED SERVICES	52,279.21	0.00	0.00	0.00	0.00	0.00
52400 PUBLICATIONS AND LEGAL NOTICES	346.92	0.00	500.00	500.00	500.00	500.00
TOTAL SERVICES AND SUPPLIES	53,330.79	349.12	1,750.00	1,750.00	1,750.00	1,750.00
TOTAL - AIRPORT LAND USE COMMISSION	53,330.79	349.12	1,750.00	1,750.00	1,750.00	1,750.00
58900 A87 - COUNTYWIDE COST ALLOC PLAN	194.00	321.00	338.00	426.00	426.00	426.00
GRAND TOTAL - AIRPORT LAND USE COMMISSION	53,524.79	670.12	2,088.00	2,176.00	2,176.00	2,176.00

State Controller Schedules
County Budget Act

COUNTY OF AMADOR
Financing Sources Detail by Budget Unit
Fiscal Year 2020-2021

Budget Unit: 2770 Airport Land Use Commission
Function: Public Protection
Activity: Other Protection

Revenue	ACTUAL 2017-2018	ACTUAL 2018-2019	ADOPTED 2019-2020	BASE BUDGET 2020-2021	REQUESTED 2020-2021	RECOMMENDED 2020-2021
Total Revenues	0.00	0.00	0.00	0.00	0.00	0.00
Total Expenditures	53,524.79	670.12	2,088.00	2,176.00	2,176.00	2,176.00
Requested Contribution	7,994.00	670.12	2,088.00	2,176.00	2,176.00	2,176.00
General Fund Contribution	53,524.79	670.12	2,088.00	2,176.00	2,176.00	2,176.00
DEPARTMENT REDUCTION					0.00	0.00

COUNTY OF AMADOR
Financing Uses Detail by Budget Unit
Fiscal Year 2020-2021

Budget Unit: 2780 Planning Department
Function: Public Protection
Activity: Other Protection

FINANCING USES CLASSIFICATION	ACTUAL 2017-2018	ACTUAL 2018-2019	ADOPTED 2019-2020	BASE BUDGET 2020-2021	REQUESTED 2020-2021	RECOMMENDED 2020-2021
SALARIES AND EMPLOYEE BENEFITS						
50100 SALARIES AND WAGES	215,929.95	251,743.35	277,669.00	294,488.00	294,488.00	294,488.00
50102 OVERTIME	627.18	935.70	1,500.00	1,500.00	1,500.00	1,500.00
50200 DEFERRED COMP COUNTY MATCH	0.00	33.02	36.00	24.00	24.00	24.00
50300 RETIREMENT - EMPLOYER'S SHARE	17,108.42	20,768.82	25,733.00	29,059.00	29,059.00	29,059.00
50304 RETIREMENT-MISC UNFUNDED LIABILITY	30,708.96	33,402.00	48,076.00	53,459.00	53,459.00	53,755.00
50310 FICA/MEDICARE - EMPLOYER'S SHARE	16,223.19	18,962.49	21,244.00	22,475.00	22,475.00	22,475.00
50400 EMPLOYEE GROUP INSURANCE	22,825.69	28,474.80	32,707.00	33,588.00	33,588.00	33,588.00
50405 RETIREMENT HEALTH SAVINGS	26,002.87	0.00	0.00	0.00	0.00	0.00
50500 WORKER'S COMPENSATION INSURANCE	886.53	447.31	440.00	834.00	834.00	834.00
TOTAL SALARIES/EMPLOYEE BENEFITS	330,312.79	354,767.49	407,405.00	435,427.00	435,427.00	435,723.00
SERVICES AND SUPPLIES						
51200 COMMUNICATIONS	1,076.80	1,060.08	1,241.00	1,249.00	1,249.00	1,249.00
51760 MAINTENANCE - PROGRAMS	1,742.60	1,713.44	2,076.00	2,273.00	2,273.00	2,273.00
52000 MEMBERSHIPS	0.00	125.00	1,290.00	1,290.00	1,290.00	1,290.00
52200 OFFICE EXPENSES	2,654.22	4,794.45	5,000.00	5,000.00	5,000.00	5,000.00
52211 G.S.A. DEPT. COST ALLOCATION	6,667.00	6,794.00	7,801.00	7,824.00	7,824.00	7,824.00
52300 PROFESSIONAL/SPECIALIZED SERVICES	7,407.60	52,580.44	150,000.00	150,000.00	50,000.00	50,000.00
523101 COMM DEV DIRECTOR CHARGES	2,772.73	0.00	0.00	0.00	0.00	0.00
52400 PUBLICATIONS AND LEGAL NOTICES	2,829.36	2,735.34	3,600.00	3,600.00	3,600.00	3,600.00
52500 RENTS, LEASES - EQUIPMENT	1,573.88	1,551.05	1,866.00	1,866.00	1,866.00	1,866.00
52700 MINOR EQUIPMENT	0.00	0.00	3,500.00	3,500.00	0.00	0.00
52870 STAFF TRAINING	0.00	569.00	5,000.00	5,000.00	5,000.00	5,000.00
52900 G.S.A. AND IN-COUNTY TRAVEL	3,642.44	3,595.97	3,530.00	3,530.00	3,530.00	3,530.00
52910 MEETINGS AND CONVENTIONS	0.00	0.00	125.00	125.00	125.00	125.00
TOTAL SERVICES AND SUPPLIES	30,366.63	75,518.77	185,029.00	185,257.00	81,757.00	81,757.00
FIXED ASSETS						
56200 EQUIPMENT	0.00	3,600.00	0.00	0.00	0.00	0.00
TOTAL FIXED ASSETS	0.00	3,600.00	0.00	0.00	0.00	0.00
TOTAL - PLANNING DEPARTMENT	360,679.42	433,886.26	592,434.00	620,684.00	517,184.00	517,480.00
58900 A87 - COUNTYWIDE COST ALLOC PLAN	49,608.00	74,305.00	83,538.00	112,399.00	112,399.00	112,399.00
GRAND TOTAL - PLANNING DEPARTMENT	410,287.42	508,191.26	675,972.00	733,083.00	629,583.00	629,879.00

State Controller Schedules
County Budget Act

COUNTY OF AMADOR
Financing Sources Detail by Budget Unit
Fiscal Year 2020-2021

Budget Unit: 2780 Planning Department
Function: Public Protection
Activity: Other Protection

Revenue Estimates	ACTUAL 2017-2018	ACTUAL 2018-2019	ADOPTED 2019-2020	BASE BUDGET 2020-2021	REQUESTED 2020-2021	RECOMMENDED 2020-2021
42140 Zoning Permits	61,461.50	54,580.32	50,000.00	50,000.00	50,000.00	50,000.00
46712 Plan Inspec Mining	0.00	0.00	5,280.00	5,280.00	5,376.00	5,376.00
47890 Miscellaneous	403.85	189.35	100.00	100.00	100.00	100.00
Total Revenues	61,865.35	54,769.67	55,380.00	55,380.00	55,476.00	55,476.00
Total Expenditures	410,287.42	508,191.26	675,972.00	733,083.00	629,583.00	629,879.00
Requested Contribution	686,398.00	453,421.59	620,592.00	677,703.00	574,107.00	574,403.00
General Fund Contribution	348,422.07	453,421.59	620,592.00	677,703.00	677,703.00	574,403.00
DEPARTMENT REDUCTION					103,596.00	0.00

COUNTY OF AMADOR
Financing Uses Detail by Budget Unit
Fiscal Year 2020-2021

FINANCING USES CLASSIFICATION	ACTUAL 2017-2018	ACTUAL 2018-2019	ADOPTED 2019-2020	BASE BUDGET 2020-2021	REQUESTED 2020-2021	RECOMMENDED 2020-2021
SALARIES AND EMPLOYEE BENEFITS						
50100 SALARIES AND WAGES	361,689.92	379,310.18	360,831.00	400,655.00	400,655.00	400,655.00
50102 OVERTIME	3,923.05	2,753.17	10,000.00	10,000.00	10,000.00	10,000.00
50110 STANDBY	16,949.23	21,019.40	21,000.00	21,000.00	21,000.00	21,000.00
50200 DEFERRED COMP COUNTY MATCH	30.00	119.99	120.00	120.00	120.00	120.00
50300 RETIREMENT - EMPLOYER'S SHARE	31,397.24	32,361.02	31,902.00	37,226.00	37,226.00	37,226.00
50304 RETIREMENT-MISC UNFUNDED LIABILITY	45,950.04	53,449.00	59,600.00	68,484.00	68,484.00	68,862.00
50310 FICA/MEDICARE - EMPLOYER'S SHARE	27,950.93	29,200.04	29,984.00	32,603.00	32,603.00	32,603.00
50400 EMPLOYEE GROUP INSURANCE	76,582.37	74,250.65	77,048.00	72,398.00	72,398.00	72,398.00
50500 WORKER'S COMPENSATION INSURANCE	50,280.80	41,541.96	40,849.00	53,654.00	53,654.00	53,654.00
TOTAL SALARIES/EMPLOYEE BENEFITS	614,753.58	634,005.41	631,334.00	696,140.00	696,140.00	696,518.00
SERVICES AND SUPPLIES						
51100 CLOTHING AND PERSONAL SUPPLIES	2,432.34	2,039.28	3,280.00	3,280.00	3,280.00	3,280.00
51200 COMMUNICATIONS	1,734.84	1,782.76	1,862.00	1,876.00	1,876.00	1,876.00
51400 HOUSEHOLD EXPENSE	3,742.33	6,510.69	5,500.00	5,500.00	5,500.00	5,500.00
51700 MAINTENANCE - EQUIPMENT	7,007.36	13,168.80	8,850.00	8,850.00	8,850.00	8,850.00
51760 MAINTENANCE - PROGRAMS	3,096.60	3,249.24	3,346.00	3,431.00	3,431.00	3,431.00
51800 MAINTENANCE - BLDGS/IMPROVEMENTS	1,814.13	34.46	3,500.00	3,500.00	3,500.00	3,500.00
52000 MEMBERSHIPS	100.00	0.00	365.00	365.00	365.00	365.00
52200 OFFICE EXPENSES	3,246.46	4,208.20	3,650.00	3,650.00	3,650.00	3,650.00
52211 G.S.A. DEPT. COST ALLOCATION	10,252.00	8,703.00	12,062.00	13,448.00	13,448.00	13,448.00
52300 PROFESSIONAL/SPECIALIZED SERVICES	94.00	396.75	500.00	500.00	500.00	500.00
52350 RABIES CLINIC	231.87	300.00	500.00	500.00	500.00	500.00
52351 VETERINARY SERVICES	25,172.47	20,359.65	25,000.00	25,000.00	25,000.00	25,000.00
523511 SPAY & NEUTERING	25,793.59	21,284.96	25,000.00	25,000.00	25,000.00	25,000.00
52400 PUBLICATIONS AND LEGAL NOTICES	225.00	0.00	500.00	500.00	500.00	500.00
52500 RENTS, LEASES- EQUIPMENT	1,073.21	895.80	289.00	289.00	289.00	289.00
52700 MINOR EQUIPMENT	0.00	0.00	0.00	0.00	0.00	0.00
52800 SPECIAL DEPARTMENTAL EXPENSE	20,029.99	21,782.36	23,205.00	23,205.00	23,205.00	23,205.00
52870 STAFF TRAINING	1,274.92	1,555.67	1,230.00	1,230.00	1,230.00	1,230.00
52900 G.S.A. AND IN-COUNTY TRAVEL	30,260.18	28,680.35	23,255.00	23,255.00	23,255.00	23,255.00
52910 MEETINGS AND CONVENTIONS	1,547.06	616.32	1,550.00	1,550.00	1,550.00	1,550.00
53000 UTILITIES	40,294.64	37,671.46	40,000.00	40,000.00	40,000.00	40,000.00
TOTAL SERVICES AND SUPPLIES	179,422.99	173,239.75	183,444.00	184,929.00	184,929.00	184,929.00
FIXED ASSETS						
56200 EQUIPMENT	0.00	0.00	0.00	0.00	0.00	0.00
TOTAL FIXED ASSETS	0.00	0.00	0.00	0.00	0.00	0.00
TOTAL - ANIMAL CONTROL	794,176.57	807,245.16	814,778.00	881,069.00	881,069.00	881,447.00
58900 A87 - COUNTYWIDE COST ALLOC PLAN	190,853.00	190,162.00	183,038.00	171,760.00	171,760.00	171,760.00
GRAND TOTAL - ANIMAL CONTROL	985,029.57	997,407.16	997,816.00	1,052,829.00	1,052,829.00	1,053,207.00

State Controller Schedules
County Budget Act

COUNTY OF AMADOR
Financing Sources Detail by Budget Unit
Fiscal Year 2020-2021

Budget Unit: 2790 Animal Control
Function: Public Protection
Activity: Other Protection

Revenue	ACTUAL 2017-2018	ACTUAL 2018-2019	ADOPTED 2019-2020	BASE BUDGET 2020-2021	REQUESTED 2020-2021	RECOMMENDED 2020-2021
42100 Animal Licenses	27,332.00	27,553.00	30,000.00	30,000.00	30,000.00	30,000.00
45242 Aid - Public Safety	66,829.40	69,654.82	72,557.00	62,144.00	62,144.00	58,667.00
46770 Humane Services	22,580.50	21,221.50	21,000.00	21,000.00	21,000.00	21,000.00
Total Revenues	116,741.90	118,429.32	123,557.00	113,144.00	113,144.00	109,667.00
Total Expenditures	985,029.57	997,407.16	997,816.00	1,052,829.00	1,052,829.00	1,053,207.00
Requested Contribution	846,374.00	878,977.84	874,259.00	939,685.00	939,685.00	943,540.00
General Fund Contribution	868,287.67	878,977.84	874,259.00	939,685.00	939,685.00	943,540.00
DEPARTMENT REDUCTION					0.00	0.00

COUNTY OF AMADOR
Financing Uses Detail by Budget Unit
Fiscal Year 2020-2021

FINANCING USES CLASSIFICATION	ACTUAL 2017-2018	ACTUAL 2018-2019	ADOPTED 2019-2020	BASE BUDGET 2020-2021	REQUESTED 2020-2021	RECOMMENDED 2020-2021
50100 SALARIES AND WAGES	1,379,228.05	1,268,000.12	1,463,390.00	1,552,818.00	1,563,173.00	1,563,173.00
50102 OVERTIME	29,855.66	50,134.65	25,000.00	25,000.00	25,000.00	25,000.00
50110 STANDBY	18,201.25	22,962.00	23,000.00	23,000.00	23,000.00	23,000.00
50200 DEFERRED COMP COUNTY MATCH	0.00	33.02	36.00	24.00	24.00	624.00
50300 RETIREMENT - EMPLOYER'S SHARE	112,772.08	106,166.65	128,806.00	146,032.00	147,059.00	147,059.00
50304 RETIREMENT-MISC UNFUNDED LIABILITY	178,592.04	200,078.00	240,640.00	268,657.00	270,546.00	272,036.00
50310 FICA/MEDICARE - EMPLOYER'S SHARE	105,813.72	99,886.09	115,624.00	122,409.00	123,201.00	123,247.00
50400 EMPLOYEE GROUP INSURANCE	195,604.50	174,309.40	223,768.00	247,517.00	251,388.00	251,314.00
50500 WORKER'S COMPENSATION INSURANCE	131,272.38	122,646.39	120,601.00	93,993.00	93,993.00	93,993.00
50600 UNEMPLOYMENT BENEFITS	0.00	2,214.00	0.00	0.00	0.00	0.00
TOTAL SALARIES/EMPLOYEE BENEFITS	2,151,339.68	2,046,430.32	2,340,865.00	2,479,450.00	2,497,384.00	2,499,446.00
SERVICES AND SUPPLIES						
51100 CLOTHING AND PERSONAL SUPPLIES	5,913.61	12,366.16	10,000.00	10,000.00	13,150.00	13,150.00
51200 COMMUNICATIONS	4,441.10	4,454.14	3,850.00	3,850.00	3,850.00	3,850.00
51400 HOUSEHOLD EXPENSE	1,991.97	1,604.45	3,000.00	3,000.00	3,600.00	3,600.00
51500 INSURANCE	210,000.00	210,000.00	210,000.00	210,000.00	210,000.00	210,000.00
51700 MAINTENANCE - EQUIPMENT	152,848.00	109,450.17	171,700.00	171,700.00	158,200.00	158,200.00
51760 MAINTENANCE - PROGRAMS	21,871.43	21,422.40	20,175.00	20,175.00	24,675.00	24,675.00
51800 MAINTENANCE - BLDGS/IMPROVEMENTS	2,110.36	4,614.19	3,350.00	3,350.00	3,350.00	3,350.00
52000 MEMBERSHIPS	848.00	857.00	1,400.00	1,400.00	1,550.00	1,550.00
52200 OFFICE EXPENSES	6,653.66	3,452.75	7,750.00	7,750.00	5,250.00	5,250.00
52211 G.S.A. DEPT. COST ALLOCATION	23,579.00	37,668.00	53,450.00	59,024.00	59,024.00	59,024.00
52250 OFFICE EXPENSE OTHER DEPTS	380.46	0.00	7,750.00	7,750.00	250.00	250.00
52300 PROFESSIONAL/SPECIALIZED SERVICES	24,475.04	45,379.63	158,250.00	158,250.00	121,750.00	121,750.00
52366 SPEED STUDIES	12,988.00	1,500.00	0.00	0.00	0.00	0.00
52400 PUBLICATIONS AND LEGAL NOTICES	2,259.96	5,611.29	2,500.00	2,500.00	2,500.00	2,500.00
52500 RENTS, LEASES- EQUIPMENT	1,070.49	9,477.98	13,800.00	13,800.00	3,800.00	3,800.00
52700 MINOR EQUIPMENT	4,841.00	6,622.65	11,400.00	11,400.00	7,250.00	9,000.00
52800 SPECIAL DEPARTMENTAL EXPENSE	200,092.34	114,738.19	110,100.00	110,100.00	80,850.00	80,850.00
52870 STAFF TRAINING	270.00	944.66	3,500.00	3,500.00	7,500.00	7,500.00
52900 G.S.A. AND IN-COUNTY TRAVEL	167,587.33	177,400.83	290,746.00	290,746.00	279,796.00	279,796.00
52910 MEETINGS AND CONVENTIONS	493.48	0.00	3,000.00	3,000.00	2,200.00	2,200.00
53000 UTILITIES	33,904.92	37,857.85	45,154.00	45,154.00	45,682.00	45,682.00
TOTAL SERVICES AND SUPPLIES	878,620.15	805,422.34	1,130,875.00	1,136,449.00	1,034,227.00	1,035,977.00
OTHER CHARGES						
54500 BV COMMUNITY FUND	0.00	41,593.98	2,769,274.00	2,769,274.00	1,498,000.00	1,498,000.00
54740 FEMA STORM DAMAGE REPAIR	1,432,180.40	6,275.51	986,207.00	986,207.00	731,662.00	731,662.00
54745 ROAD MAINTENANCE AND REHAB	0.00	0.00	0.00	0.00	0.00	3,933,053.00
54750 SR88 CORRIDOR IMPROVEMENT PROJECT	0.00	0.00	0.00	0.00	0.00	2,751,000.00
TOTAL OTHER CHARGES	1,432,180.40	47,869.49	3,755,481.00	3,755,481.00	2,229,662.00	8,913,715.00
FIXED ASSETS						
56100 BUILDINGS AND IMPROVEMENTS	0.00	6,783.85	0.00	0.00	0.00	0.00
56200 EQUIPMENT	0.00	0.00	40,000.00	40,000.00	101,750.00	100,000.00
TOTAL FIXED ASSETS	0.00	6,783.85	40,000.00	40,000.00	101,750.00	100,000.00
SPECIAL FUNDED PROJECTS						
56315 Ridge/NY Ranch Traffic Signal	255,342.58	0.00	0.00	0.00	0.00	0.00
56335 NY Ranch/Ridge Merge Lane	702,026.45	0.00	0.00	0.00	0.00	0.00
56350 Carbondale Road Bridge Rehab	113,040.28	60,077.45	180,140.00	180,140.00	277,300.00	277,300.00
56366 Bell Road Bridge Replacement	53,521.22	53,747.77	99,015.00	99,015.00	158,247.00	158,247.00
56370 Bunker Hill Bridge Replacement	128,223.08	41,422.70	0.00	0.00	0.00	0.00
56380 Shoulders and Turnouts	12.67	0.00	0.00	0.00	0.00	0.00
56387 Old Amador Road Bridge Replacement	43,515.86	92,111.48	94,738.00	94,738.00	99,474.00	99,474.00
56390 Fiddletown Road Bridge Replacement	56,337.77	74,610.89	35,629.00	35,629.00	175,832.00	175,832.00
56391 Plymouth Fiddletown Project	312.18	0.00	0.00	0.00	0.00	0.00
56392 Wicklow Way Project	0.00	0.00	0.00	0.00	0.00	0.00
56396 Road Maintenance and Rehabilitation	15,451.45	732,620.67	3,473,125.00	3,473,125.00	3,933,053.00	0.00
56398 SR88 Corridor Improvement Project	469,126.96	257,414.91	1,009,876.00	1,009,876.00	2,751,000.00	0.00
56399 Shenandoah/Fiddletown Project	0.00	0.00	0.00	0.00	0.00	0.00
TOTAL REIMBURSABLE PROJECTS	1,836,910.50	1,312,005.87	4,892,523.00	4,892,523.00	7,394,906.00	710,853.00
TOTAL - DEPARTMENT OF PUBLIC WORKS	6,299,050.73	4,218,511.87	12,159,744.00	12,303,903.00	13,257,929.00	13,259,991.00
58900 A87 - COUNTYWIDE COST ALLOC PLAN	192,292.00	197,707.00	173,235.00	156,329.00	156,329.00	156,329.00
GRAND TOTAL - DEPARTMENT OF PUBLIC WORKS	6,491,342.73	4,416,218.87	12,332,979.00	12,460,232.00	13,414,258.00	13,416,320.00

Road Fund: #12000

COUNTY OF AMADOR
Financing Sources Detail by Budget Unit
Fiscal Year 2020-2021

State Controller Schedules
County Budget Act

Budget Unit: 3000 Public Works
Function: Public Ways & Facilities
Activity: Public Ways

Revenue	ACTUAL 2017-2018	ACTUAL 2018-2019	ADOPTED 2019-2020	BASE BUDGET 2020-2021	REQUESTED 2020-2021	RECOMMENDED 2020-2021
41190 Sales Tax ACTC	0.00	164,449.00	0.00	0.00	0.00	0.00
42135 Road Permits	27,751.00	34,742.00	25,250.00	25,250.00	25,250.00	25,250.00
43170 Vehicle Code Fines	21,287.97	20,000.00	20,000.00	20,000.00	20,000.00	20,000.00
44100 Interest	4,141.18	8,061.66	7,500.00	7,500.00	7,500.00	7,500.00
45050 2104 Highway Users Tax	624,363.73	568,279.35	719,500.00	719,500.00	578,617.00	578,617.00
45060 2106 Gas Taxes	180,448.24	164,869.18	204,458.00	204,458.00	171,207.00	171,207.00
45061 2105 Gas Tax	469,509.29	434,342.10	542,413.00	542,413.00	441,238.00	441,238.00
45062 2103 Highway Users Tax	365,904.28	287,429.57	361,260.00	361,260.00	737,475.00	737,475.00
45063 SB1 2017 RMRA and Loan Repayment	458,178.71	1,624,089.09	1,672,058.00	1,672,058.00	1,795,576.00	1,795,576.00
45100 State Proposition 42	0.00	106,690.64	0.00	0.00	0.00	0.00
45340 State -Other Roads	1,083,588.73	13,739.00	6,200.00	6,200.00	6,200.00	6,200.00
45570 Carbondale Road Bridge Rehab	0.00	0.00	175,140.00	175,140.00	297,300.00	297,300.00
45570 Bell Road Bridge Replacement	0.00	0.00	99,015.00	99,015.00	198,247.00	198,247.00
45570 Old Amador Road Bridge Replacement	0.00	0.00	94,738.00	94,738.00	139,474.00	139,474.00
45570 Fiddletown Road Bridge Replacement	0.00	0.00	11,376.00	11,376.00	175,328.00	175,328.00
45570 Total Fed FAS Road Const	1,449,384.57	1,082,583.97	380,269.00	380,269.00	810,349.00	810,349.00
45575 Fed RSTP	489,846.00	562,073.00	271,812.00	271,812.00	266,812.00	266,812.00
45580 Forest Reserve	72,317.70	130,672.80	50,000.00	50,000.00	103,399.00	103,399.00
45630 Pioneer Creek Road Storm Damage	0.00	0.00	252,188.00	252,188.00	394,001.00	394,001.00
45630 Pioneer Volcano and Sutter Creek Volcan	0.00	0.00	595,005.00	595,005.00	662,207.00	662,207.00
45630 FEMA Storm Damage Projects	351,664.00	0.00	125,000.00	125,000.00	110,000.00	110,000.00
45642 RIP Funding	0.00	0.00	1,216,069.00	1,216,069.00	3,001,000.00	3,001,000.00
46025 Traffic Impact Fees	210,000.00	0.00	0.00	0.00	0.00	0.00
46796 Road Charges BV Casino	0.00	8,377.80	2,855,938.00	2,855,938.00	1,498,000.00	1,498,000.00
47890 Miscellaneous	0.00	0.15	0.00	0.00	0.00	0.00
47900 Road Miscellaneous	112,484.32	16,341.16	13,030.00	13,030.00	3,680.00	3,680.00
47940 Operating Transfers In	830,012.04	1,257,551.00	832,000.00	832,000.00	822,000.00	822,000.00
48800 Road Charges	78,925.60	53,421.81	18,700.00	18,700.00	16,900.00	16,900.00
48801 Road Charges/3020/3021	1,164.96	0.00	0.00	0.00	0.00	0.00
48802 Road Charges	36,063.35	79,917.66	52,200.00	52,200.00	45,000.00	45,000.00
Total Revenues	6,867,035.67	6,617,630.94	10,220,850.00	10,220,850.00	11,516,411.00	11,516,411.00
Road Fund Carryover/Reserves	0.00	0.00	1,828,870.00	1,828,870.00	1,897,847.00	1,899,909.00
Total Expenditures	6,491,342.73	4,416,218.87	12,332,979.00	12,460,232.00	13,414,258.00	13,416,320.00
Net County Cost to Road Fund Reserves	(375,692.94)	(2,201,412.07)	283,259.00	410,512.00	0.00	0.00

Fund: 12000

State Controller Schedules
County Budget Act

COUNTY OF AMADOR
Financing Uses Detail by Budget Unit
Fiscal Year 2020-2021

Budget Unit: 3021 Public Works
Plymouth-Fiddletown Projects
Function: Public Ways & Facilities
Activity: Public Ways

FINANCING USES CLASSIFICATION	ACTUAL 2017-2018	ACTUAL 2018-2019	ADOPTED 2019-2020	BASE BUDGET 2020-2021	REQUESTED 2020-2021	RECOMMENDED 2020-2021
56391 SERVICES AND SUPPLIES PLYMOUTH FIDDLETOWN PROJECT	185,743.42	1,744,348.48	0.00	0.00	0.00	0.00
TOTAL SERVICES AND SUPPLIES	185,743.42	1,744,348.48	0.00	0.00	0.00	0.00
GRAND TOTAL - PUBLIC WORKS PLYMOUTH FIDDLETOWN PROJECT	185,743.42	1,744,348.48	0.00	0.00	0.00	0.00

Road Fund: #12000

State Controller Schedules
County Budget Act

COUNTY OF AMADOR
Financing Sources Detail by Budget Unit
Fiscal Year 2020-2021

Budget Unit: 3021 Public Works
Plymouth Fiddletown Projects
Function: Public Ways & Facilities
Activity: Public Ways

Revenue	ACTUAL 2017-2018	ACTUAL 2018-2019	ADOPTED 2019-2020	BASE BUDGET 2020-2021	REQUESTED 2020-2021	RECOMMENDED 2020-2021
44100 INTEREST	46.20	0.00	0.00	0.00	0.00	0.00
45340 STATE OTHER ROAD	44,982.29	1,505,857.96	225,425.00	0.00	0.00	0.00
45640 AID FROM OTHER AGENCIES	354,291.30	0.00	0.00	0.00	0.00	0.00
46025 LOCAL TRAFFIC IMPACT FEES	70,000.00	0.00	0.00	0.00	0.00	0.00
Total Revenues	469,319.79	1,505,857.96	225,425.00	0.00	0.00	0.00
Total Expenditures	185,743.42	1,744,348.48	0.00	0.00	0.00	0.00
Net Cost to Road Fund Reserves	(283,576.37)	238,490.52	(225,425.00)	0.00	0.00	0.00

Fund: 12000

COUNTY OF AMADOR
Financing Uses Detail by Budget Unit
Fiscal Year 2020-2021

FINANCING USES CLASSIFICATION	ACTUAL 2017-2018	ACTUAL 2018-2019	ADOPTED 2019-2020	BASE BUDGET 2020-2021	REQUESTED 2020-2021	RECOMMENDED 2020-2021
50100 SALARIES AND WAGES	846,475.04	898,051.91	979,892.00	1,052,114.00	1,052,114.00	1,052,114.00
50102 OVERTIME	22.63	17.85	0.00	0.00	0.00	0.00
50200 DEFERRED COMP COUNTY MATCH	300.00	1,200.00	1,230.00	1,200.00	1,200.00	1,200.00
50300 RETIREMENT - EMPLOYER'S SHARE	71,356.40	76,714.56	89,753.00	102,876.00	102,876.00	102,876.00
50304 RETIREMENT-MISC UNFUNDED LIABILITY	115,760.04	139,249.00	167,679.00	189,261.00	189,261.00	190,305.00
50310 FICA/MEDICARE - EMPLOYER'S SHARE	61,252.97	65,005.36	75,056.00	80,535.00	80,535.00	80,535.00
50400 EMPLOYEE GROUP INSURANCE	101,399.69	124,782.52	138,331.00	149,170.00	149,170.00	149,170.00
50500 WORKER'S COMPENSATION INSURANCE	7,396.36	7,260.42	7,140.00	5,965.00	5,965.00	5,965.00
50600 UNEMPLOYMENT INSURANCE	0.00	122.00	0.00	0.00	0.00	0.00
TOTAL SALARIES/EMPLOYEE BENEFITS	1,203,963.13	1,312,403.62	1,459,081.00	1,581,121.00	1,581,121.00	1,582,165.00
SERVICES AND SUPPLIES						
51200 COMMUNICATIONS	6,866.01	7,089.68	7,500.00	7,500.00	7,500.00	7,500.00
51700 MAINTENANCE - EQUIPMENT	0.00	0.00	100.00	100.00	100.00	100.00
51760 MAINTENANCE - PROGRAM	16,647.28	20,083.87	20,600.00	20,600.00	21,800.00	21,800.00
51800 MAINTENANCE - BLDGS/IMPROVEMENTS	416.92	636.56	500.00	500.00	500.00	500.00
51900 MEDICAL, DENTAL AND LAB SUPPLIES	7,032.36	1,421.99	3,000.00	3,000.00	6,000.00	6,000.00
51902 ADULT VACCINE	1,230.77	2,383.12	2,000.00	2,000.00	4,000.00	4,000.00
52000 MEMBERSHIPS	6,555.59	6,238.59	7,760.00	7,760.00	7,760.00	7,760.00
52200 OFFICE EXPENSES	8,739.86	7,608.95	10,000.00	10,000.00	10,000.00	10,000.00
52211 G.S.A. DEPT. COST ALLOCATION	15,348.00	14,047.00	21,592.00	16,446.00	16,446.00	16,446.00
52300 PROFESSIONAL/SPECIALIZED SERVICES	22,544.50	34,078.97	29,600.00	29,600.00	32,500.00	32,500.00
52400 PUBLICATIONS AND LEGAL NOTICES	70.00	75.00	300.00	300.00	300.00	300.00
52410 EDUCATIONAL MATERIALS & PUB.	0.00	0.00	300.00	300.00	300.00	300.00
52460 HEALTH	350.00	0.00	0.00	0.00	0.00	0.00
52500 RENTS, LEASES - EQUIPMENT	1,167.72	281.05	3,575.00	3,575.00	4,475.00	4,475.00
52600 RENTS, LEASES-BUILDINGS	268,117.72	275,459.51	280,817.00	280,817.00	280,817.00	280,817.00
52700 MINOR EQUIPMENT	1,554.46	0.00	0.00	0.00	0.00	0.00
52800 SPECIAL DEPARTMENTAL EXPENSE	36,783.04	26,066.07	24,885.00	24,885.00	25,030.00	25,030.00
52870 STAFF TRAINING	2,309.24	628.00	3,150.00	3,150.00	3,150.00	3,150.00
52900 G.S.A. AND IN-COUNTY TRAVEL	1,579.29	3,078.01	4,200.00	4,200.00	4,200.00	4,200.00
53000 UTILITIES	20,593.66	20,915.07	23,000.00	23,000.00	27,000.00	27,000.00
TOTAL SERVICES AND SUPPLIES	417,906.42	420,091.44	442,879.00	437,733.00	451,878.00	451,878.00
OTHER CHARGES						
54025 SUPPORT AND CARE OF PERSONS	16,447.00	4,343.00	30,000.00	30,000.00	30,000.00	30,000.00
54250 EMERGENCY PREPAREDNESS GRANTS	20,099.60	12,986.92	5,500.00	5,500.00	16,500.00	16,500.00
54260 HOSPITAL PREPAREDNESS GRANTS	22,140.40	27,645.25	8,000.00	8,000.00	16,000.00	16,000.00
54270 TOBACCO REDUCTION GRANTS	42,513.42	34,201.99	27,000.00	27,000.00	27,000.00	27,000.00
54280 SNAP ED GRANT	157.01	2,628.43	3,000.00	3,000.00	5,000.00	5,000.00
TOTAL OTHER CHARGES	101,357.43	81,805.59	73,500.00	73,500.00	94,500.00	94,500.00
FIXED ASSETS						
56200 EQUIPMENT	0.00	0.00	0.00	0.00	0.00	0.00
TOTAL FIXED ASSETS	0.00	0.00	0.00	0.00	0.00	0.00
TOTAL - HEALTH DEPARTMENT	1,723,226.98	1,814,300.65	1,975,460.00	2,092,354.00	2,127,499.00	2,128,543.00
58900 A87 - COUNTYWIDE COST ALLOC PLAN	133,377.00	120,955.00	124,019.00	114,036.00	114,036.00	114,036.00
GRAND TOTAL - HEALTH DEPARTMENT	1,856,603.98	1,935,255.65	2,099,479.00	2,206,390.00	2,241,535.00	2,242,579.00

COUNTY OF AMADOR
 Financing Sources Detail by Budget Unit
 Fiscal Year 2020-2021

State Controller Schedules
 County Budget Act

Budget Unit 4000 Health Department
 Function: Health & Sanitation
 Activity: Health

Revenue	ACTUAL 2017-2018	ACTUAL 2018-2019	ADOPTED 2019-2020	BASE BUDGET 2020-2021	REQUESTED 2020-2021	RECOMMENDED 2020-2021
45163 Realignment Health	468,874.05	596,232.66	639,449.00	639,449.00	635,457.00	636,501.00
45240 Aid - Other	338,120.85	423,048.42	488,280.00	488,280.00	513,824.00	513,824.00
45435 TRAC	321,305.00	274,612.00	300,000.00	300,000.00	300,000.00	300,000.00
45630 Federal Other	575,100.39	489,454.99	623,250.00	623,250.00	666,675.00	666,675.00
46392 Maddy Revenue	0.00	19,337.87	0.00	0.00	0.00	0.00
46830 Health Services	14,125.72	11,385.44	18,500.00	18,500.00	18,500.00	18,500.00
47890 Miscellaneous	35,455.63	3,980.74	30,000.00	30,000.00	26,000.00	26,000.00
47940 Operating Transfers from GF	0.00	25,508.00	0.00	0.00	81,079.00	81,079.00
Total Revenues	1,752,981.64	1,843,560.12	2,099,479.00	2,099,479.00	2,241,535.00	2,242,579.00
Total Expenditures	1,856,603.98	1,935,255.65	2,099,479.00	2,206,390.00	2,241,535.00	2,242,579.00
Net County Cost to Health Realignment Fund	103,622.34	91,695.53	0.00	106,911.00	0.00	0.00

Fund #11800

COUNTY OF AMADOR
Financing Uses Detail by Budget Unit
Fiscal Year 2020-2021

Budget Unit: 4005 Other Health Services
Function: Health & Sanitation
Activity: Health

FINANCING USES CLASSIFICATION	ACTUAL 2017-2018	ACTUAL 2018-2019	ADOPTED 2019-2020	BASE BUDGET 2020-2021	REQUESTED 2020-2021	RECOMMENDED 2020-2021
OTHER CHARGES						
52369 AREA 12 AGENCY ON AGING	69,425.00	69,410.00	78,343.00	78,343.00	78,730.00	78,730.00
TOTAL OTHER CHARGES	69,425.00	69,410.00	78,343.00	78,343.00	78,730.00	78,730.00
TOTAL - OTHER HEALTH SERVICES	69,425.00	69,410.00	78,343.00	78,343.00	78,730.00	78,730.00
58900 A87 - COUNTYWIDE COST ALLOC PLAN	0.00	0.00	0.00	0.00	0.00	0.00
GRAND TOTAL - OTHER HEALTH SERVICES	69,425.00	69,410.00	78,343.00	78,343.00	78,730.00	78,730.00

Health Fund: #11800

COUNTY OF AMADOR
 Financing Sources Detail by Budget Unit
 Fiscal Year 2020-2021

State Controller Schedules
 County Budget Act

Budget Unit: 4005 Other Health Services
 Function: Health & Sanitation
 Activity: Health

Revenue	ACTUAL 2017-2018	ACTUAL 2018-2019	ADOPTED 2019-2020	BASE BUDGET 2020-2021	REQUESTED 2020-2021	RECOMMENDED 2020-2021
45163 State Realignment Health	69,425.04	69,410.04	78,343.00	78,343.00	78,343.00	78,730.00
Total Revenues	69,425.04	69,410.04	78,343.00	78,343.00	78,343.00	78,730.00
Total Expenditures	69,425.00	69,410.00	78,343.00	78,343.00	78,730.00	78,730.00
Net County Cost to Health Realignment Fund	(0.04)	(0.04)	0.00	0.00	387.00	0.00

Fund #11800

COUNTY OF AMADOR
 Financing Uses Detail by Budget Unit
 FY 2020-2021

State Controller Schedules
 County Budget Act

Budget Unit: 4030 Env. Health
 Function: Health & San.
 Activity: Health

FINANCING USES CLASSIFICATION	ACTUAL 2017-2018	ACTUAL 2018-2019	ADOPTED 2019-2020	BASE BUDGET 2020-2021	REQUESTED 2020-2021	RECOMMENDED 2020-2021
SALARIES AND EMPLOYEE BENEFITS						
50100 SALARIES AND WAGES	388,574.97	467,365.39	482,889.00	481,343.00	406,778.00	406,778.00
50102 OVERTIME	184.33	1,037.49	1,500.00	1,500.00	1,500.00	1,500.00
50200 DEFERRED COMP COUNTY MATCH	150.00	484.44	432.00	336.00	336.00	336.00
50300 RETIREMENT - EMPLOYER'S SHARE	42,043.35	40,746.19	45,076.00	47,910.00	40,418.00	40,418.00
50304 RETIREMENT-MISC UNFUNDED LIABILITY	63,204.00	72,513.00	84,212.00	88,140.00	74,358.00	74,767.00
50310 FICA/MEDICARE - EMPLOYER'S SHARE	36,556.96	35,051.92	36,974.00	36,074.00	30,370.00	30,370.00
50400 EMPLOYEE GROUP INSURANCE	71,952.27	68,333.43	87,363.00	87,854.00	67,875.00	67,875.00
50500 WORKER'S COMPENSATION INSURANCE	4,453.02	3,536.21	3,477.00	3,013.00	3,013.00	3,013.00
TOTAL SALARIES/EMPLOYEE BENEFITS	607,118.90	689,068.07	741,923.00	746,170.00	624,648.00	625,057.00
SERVICES AND SUPPLIES						
51200 COMMUNICATIONS	2,263.28	2,118.92	2,250.00	2,250.00	2,360.00	2,360.00
51760 MAINTENANCE - PROGRAMS	20,260.16	20,283.62	20,741.00	20,741.00	22,420.00	22,420.00
52000 MEMBERSHIPS	1,183.00	1,264.76	1,215.00	1,215.00	1,400.00	1,400.00
52200 OFFICE EXPENSES	7,253.35	5,596.12	6,150.00	6,150.00	6,150.00	6,150.00
52211 G.S.A. DEPT. COST ALLOCATION	4,944.75	7,033.00	10,259.00	8,728.00	8,728.00	8,728.00
52280 HAZARDOUS MATERIALS/WASTE	0.00	0.00	1,000.00	1,000.00	1,000.00	1,000.00
52300 PROFESSIONAL/SPECIALIZED SERVICES	2,461.90	2,312.65	3,000.00	3,000.00	3,000.00	3,000.00
523101 COMM DEV DIRECTOR CHARGES	43.80	0.00	0.00	0.00	0.00	0.00
52364 TRAINING	4,035.74	3,629.26	5,000.00	5,000.00	5,000.00	5,000.00
52500 RENTS, LEASES- EQUIPMENT	786.97	775.57	1,100.00	1,100.00	1,100.00	1,100.00
52900 G.S.A. AND IN-COUNTY TRAVEL	19,246.85	16,001.67	17,400.00	17,400.00	19,600.00	19,600.00
52910 MEETINGS AND CONVENTIONS	0.00	0.00	0.00	0.00	0.00	0.00
TOTAL SERVICES AND SUPPLIES	62,479.80	59,015.57	68,115.00	66,584.00	70,758.00	70,758.00
TOTAL - ENVIRONMENTAL HEALTH	669,598.70	748,083.64	810,038.00	812,754.00	695,406.00	695,815.00
58900 A87 - COUNTYWIDE COST ALLOC PLAN	142,722.00	139,363.00	103,397.00	103,177.00	103,177.00	103,177.00
GRAND TOTAL - ENVIRONMENTAL HEALTH	812,320.70	887,446.64	913,435.00	915,931.00	798,583.00	798,992.00

COUNTY OF AMADOR
 Financing Sources by Budget Unit
 FY 2020-2021

State Controller Schedules
 County Budget Act

Budget Unit: 4030 Env. Health
 Function: Health & San.
 Activity: Health

Revenue	ACTUAL 2017-2018	ACTUAL 2018-2019	ADOPTED 2019-2020	BASE BUDGET 2020-2021	REQUESTED 2020-2021	RECOMMENDED 2020-2021
45163 Realignment Health	457,176.93	581,382.84	568,464.00	568,464.00	477,344.00	477,753.00
45240 Aid - Other	0.00	0.00	16,322.00	16,322.00	16,322.00	16,322.00
46840 Sanitation Services	302,929.25	314,483.80	319,049.00	319,049.00	295,317.00	295,317.00
47890 Miscellaneous	25,374.00	27,322.00	9,600.00	9,600.00	9,600.00	9,600.00
47940 Operating Transfers from GF	0.00	42,892.00	0.00	0.00	0.00	0.00
Total Revenues	785,480.18	966,080.64	913,435.00	913,435.00	798,583.00	798,992.00
Total Expenditures	812,320.70	887,446.64	913,435.00	915,931.00	798,583.00	798,992.00
Net County Cost to Health Realignment Fund	26,840.52	(78,634.00)	0.00	2,496.00	0.00	0.00

Fund #11800

State Controller Schedules
County Budget Act

COUNTY OF AMADOR
Financing Uses Detail by Budget Unit
Fiscal Year 2020-2021

Budget Unit: 4031 Env. Health Grants
Function: Health & San.
Activity: Health

FINANCING USES CLASSIFICATION	ACTUAL 2017-2018	ACTUAL 2018-2019	ADOPTED 2019-2020	BASE BUDGET 2020-2021	REQUESTED 2020-2021	RECOMMENDED 2020-2021
OTHER CHARGES						
54704 LEA GRANT	16,349.00	16,322.00	16,300.00	16,300.00	16,300.00	16,300.00
TOTAL OTHER CHARGES	16,349.00	16,322.00	16,300.00	16,300.00	16,300.00	16,300.00
TOTAL - ENVIRONMENTAL HEALTH GRANTS	16,349.00	16,322.00	16,300.00	16,300.00	16,300.00	16,300.00
58900 A87 - COUNTYWIDE COST ALLOC PLAN	4,358.00	894.00	391.00	90.00	90.00	90.00
GRAND TOTAL - ENVIRONMENTAL HEALTH GRANTS	20,707.00	17,216.00	16,691.00	16,390.00	16,390.00	16,390.00

Health Fund: #11800

State Controller Schedules
County Budget Act

COUNTY OF AMADOR
Financing Sources Detail by Budget Unit
Fiscal Year 2020-2021

Budget Unit: 4031 Env. Health Grants
Function: Health & San.
Activity: Health

Revenue	ACTUAL 2017-2018	ACTUAL 2018-2019	ADOPTED 2019-2020	BASE BUDGET 2020-2021	REQUESTED 2020-2021	RECOMMENDED 2020-2021
44100 Interest	97.68	132.82	0.00	0.00	0.00	0.00
45163 St Realignment Health	3,095.99	942.86	391.00	391.00	90.00	90.00
45240 Aid - Other	16,374.30	16,324.70	16,300.00	16,300.00	16,300.00	16,300.00
Total Revenues	19,567.97	17,400.38	16,691.00	16,691.00	16,390.00	16,390.00
Total Expenditures	20,707.00	17,216.00	16,691.00	16,390.00	16,390.00	16,390.00
Net County Cost to Health Realignment Fund	1,139.03	(184.38)	0.00	(301.00)	0.00	0.00

Fund #11800

COUNTY OF AMADOR
Financing Uses Detail by Budget Unit
Fiscal Year 2020-2021

FINANCING USES CLASSIFICATION	ACTUAL 2017-2018	ACTUAL 2018-2019	ADOPTED 2019-2020	BASE BUDGET 2020-2021	REQUESTED 2020-2021	RECOMMENDED 2020-2021
SALARIES AND EMPLOYEE BENEFITS						
50100 SALARIES AND WAGES	1,472,535.68	1,860,389.00	2,047,398.00	2,200,022.00	2,162,054.00	2,158,194.00
50102 OVERTIME	60,714.42	46,592.81	35,000.00	35,000.00	35,000.00	35,000.00
50110 STANDBY	16,670.20	20,500.00	19,000.00	19,000.00	19,000.00	19,000.00
50200 DEFERRED COMP COUNTY MATCH	145.50	97.00	570.00	0.00	0.00	0.00
50300 RETIREMENT - EMPLOYER'S SHARE	124,667.67	156,243.01	181,078.00	215,119.00	209,017.00	208,818.00
50304 RETIREMENT-MISC UNFUNDED LIABILITY	245,655.96	302,165.00	350,643.00	395,780.00	384,533.00	382,833.00
50310 FICA/MEDICARE - EMPLOYER'S SHARE	116,214.13	138,739.48	147,354.00	158,011.00	155,106.00	153,395.00
50400 EMPLOYEE GROUP INSURANCE	220,767.32	242,132.56	293,782.00	296,544.00	284,498.00	276,221.00
50500 WORKER'S COMPENSATION INSURANCE	13,652.10	28,816.61	28,336.00	63,599.00	63,599.00	63,599.00
50600 UNEMPLOYMENT	9,350.00	4,408.00	0.00	0.00	0.00	0.00
TOTAL SALARIES/EMPLOYEE BENEFITS	2,280,372.98	2,800,083.47	3,103,161.00	3,383,075.00	3,312,807.00	3,297,060.00
SERVICES AND SUPPLIES						
51200 COMMUNICATIONS	11,823.10	12,773.40	13,402.00	13,402.00	13,442.00	13,442.00
51760 MAINTENANCE - PROGRAMS	129,111.70	154,731.12	101,905.00	101,905.00	39,750.00	39,750.00
51800 MAINTENANCE - BLDGS/IMPROVEMENTS	747.00	939.03	900.00	900.00	650.00	650.00
51900 MEDICAL, DENTAL AND LAB SUPPLIES	993.69	3,099.69	2,125.00	2,125.00	1,475.00	1,475.00
52000 MEMBERSHIPS	6,022.00	8,616.00	11,373.00	11,373.00	11,280.00	11,280.00
52200 OFFICE EXPENSES	13,470.55	12,008.85	6,950.00	6,950.00	8,800.00	8,800.00
52211 G.S.A. DEPT. COST ALLOCATION	7,580.00	12,935.00	21,365.00	16,984.00	16,894.00	16,894.00
52300 PROFESSIONAL/SPECIALIZED SERVICES	1,718,461.08	1,126,908.09	232,822.00	232,822.00	157,000.00	157,000.00
52357 SHERIFF TRANSPORTATION	2,809.12	1,045.68	3,500.00	3,500.00	3,000.00	3,000.00
52359 ON-CALL COST	25,335.00	21,014.00	20,690.00	20,690.00	20,690.00	20,690.00
52400 PUBLICATIONS & LEGAL NOTICES	11,338.39	8,196.92	3,000.00	3,000.00	1,000.00	1,000.00
52500 RENTS, LEASES- EQUIPMENT	1,545.91	1,313.87	3,000.00	3,000.00	2,583.00	2,583.00
52600 RENTS, LEASES-BUILDINGS	364,541.82	361,525.36	368,638.00	368,638.00	375,400.00	375,400.00
52700 MINOR EQUIPMENT	2,062.31	5,692.18	7,500.00	7,500.00	10,902.00	10,902.00
52800 SPECIAL DEPARTMENTAL EXPENSE	136,624.77	104,313.71	0.00	0.00	0.00	0.00
52870 STAFF TRAINING	32,459.24	12,276.11	10,000.00	10,000.00	15,000.00	15,000.00
52878 RHS TRANSPORTATION GRANT	2,189.80	1,866.00	0.00	0.00	0.00	0.00
52900 G.S.A. AND IN-COUNTY TRAVEL	20,097.05	15,016.99	15,000.00	15,000.00	15,000.00	15,000.00
52910 MEETINGS AND CONVENTIONS	4,745.65	5,619.31	6,000.00	6,000.00	6,000.00	6,000.00
53000 UTILITIES	28,994.10	27,444.00	28,336.00	28,336.00	37,150.00	37,150.00
TOTAL SERVICES AND SUPPLIES	2,520,952.28	1,897,335.31	856,506.00	852,125.00	736,016.00	736,016.00
OTHER CHARGES						
54002 OTHER (INPATIENT)	423,241.58	204,112.52	300,000.00	300,000.00	625,000.00	625,000.00
54004 I.M.D.	597,862.52	646,600.79	598,000.00	598,000.00	310,000.00	310,000.00
540051 OUTPATIENT MANAGED CARE	47,404.13	15,627.00	50,792.00	50,792.00	52,000.00	52,000.00
54038 CA MANAGED CARE OFFSET	44,829.34	15,357.60	30,000.00	30,000.00	30,000.00	30,000.00
54051 MHSA CSS COM SERV & SUPP	0.00	0.00	500,600.00	500,600.00	527,300.00	527,300.00
54052 MHSA PEI PREV & EARLY INT	0.00	0.00	453,831.00	453,831.00	472,517.00	472,517.00
54053 MHSA WET WRKFC ED & TRAIN	0.00	0.00	0.00	0.00	71,292.00	71,292.00
54054 MHSA INN INNOVATION	0.00	0.00	30,000.00	30,000.00	0.00	0.00
54055 MHSA CFT CAP FAC & TECH	0.00	0.00	0.00	0.00	196,319.00	196,319.00
54056 MHSA REVERSION	0.00	0.00	459,013.00	459,013.00	192,500.00	192,500.00
54057 MHSA HOUSING	0.00	0.00	100,000.00	100,000.00	250,000.00	250,000.00
54190 NO PLACE LIKE HOME GRANT	0.00	1,230.32	75,000.00	75,000.00	0.00	0.00
54191 HMIOT GRANT (MENT HLTH)	0.00	474.55	95,000.00	95,000.00	0.00	0.00
TOTAL OTHER CHARGES	1,113,337.57	883,402.78	2,692,236.00	2,692,236.00	2,726,928.00	2,726,928.00
FIXED ASSETS						
56200 EQUIPMENT	23,826.23	(1,393.60)	0.00	0.00	36,000.00	36,000.00
TOTAL FIXED ASSETS	23,826.23	(1,393.60)	0.00	0.00	36,000.00	36,000.00
TOTAL - MENTAL HEALTH	5,938,489.06	5,579,427.96	6,651,903.00	6,927,436.00	6,811,751.00	6,796,004.00
58900 A87 - COUNTYWIDE COST ALLOC PLAN	238,490.00	224,855.00	198,901.00	201,959.00	201,959.00	201,959.00
GRAND TOTAL - MENTAL HEALTH	6,176,979.06	5,804,282.96	6,850,804.00	7,129,395.00	7,013,710.00	6,997,963.00

COUNTY OF AMADOR
 Financing Sources Detail by Budget Unit
 Fiscal Year 2020-2021

State Controller Schedules
 County Budget Act

Budget Unit: 4112 Mental Health
 Function: Health & Sanitation
 Activity: Health

Revenue	ACTUAL 2017-2018	ACTUAL 2018-2019	ADOPTED 2019-2020	BASE BUDGET 2020-2021	REQUESTED 2020-2021	RECOMMENDED 2020-2021
44100 Interest	472.37	484.35	500.00	500.00	500.00	500.00
45164 Realignment Mental Health	972,926.80	972,229.97	962,789.00	962,789.00	937,250.00	921,503.00
45200 Aid for Mental Health	1,320,783.63	1,226,129.48	1,377,176.00	1,377,176.00	1,380,000.00	1,380,000.00
45201 MHSA Prop 63	3,040,937.41	3,505,992.04	3,535,301.00	3,535,301.00	3,757,580.00	3,757,580.00
45490 State Mandate Cost	0.00	40,660.00	0.00	0.00	0.00	0.00
45630 Medicare	36,426.49	40,940.52	30,000.00	30,000.00	40,000.00	40,000.00
45640 Federal Aid Other	62,169.00	35,359.00	52,000.00	52,000.00	66,000.00	66,000.00
460099 Charges Co Local Revenue	654,770.06	118,033.30	740,038.00	740,038.00	686,680.00	686,680.00
46820 Mental Health Services	38,918.83	53,511.70	40,000.00	40,000.00	44,000.00	44,000.00
47890 Miscellaneous	1,899.25	201,235.00	113,000.00	113,000.00	101,700.00	101,700.00
Total Revenues	6,129,303.84	6,194,575.36	6,850,804.00	6,850,804.00	7,013,710.00	6,997,963.00
Total Expenditures	6,176,979.06	5,804,282.96	6,850,804.00	7,129,395.00	7,013,710.00	6,997,963.00
Net Cost to Mental Health Realignment Fund	47,675.22	(390,292.40)	0.00	278,591.00	0.00	0.00

Fund #11700

COUNTY OF AMADOR
 Financing Uses Detail by Budget Unit
 Fiscal Year 2020-2021

State Controller Schedules
 County Budget Act

Budget Unit: 4113 Drug/Alcohol
 Function: Health & Sanitation
 Activity: Health

FINANCING USES CLASSIFICATION	ACTUAL 2017-2018	ACTUAL 2018-2019	ADOPTED 2019-2020	BASE BUDGET 2020-2021	REQUESTED 2020-2021	RECOMMENDED 2020-2021
SALARIES AND EMPLOYEE BENEFITS						
50100 SALARIES AND WAGES	201,736.94	212,884.40	211,929.00	237,790.00	237,821.00	237,788.00
50102 OVERTIME	87.01	396.13	0.00	0.00	0.00	0.00
50200 DEFERRED COMP COUNTY MATCH	4.50	3.00	30.00	0.00	0.00	0.00
50300 RETIREMENT - EMPLOYER'S SHARE	17,763.52	18,834.13	20,035.00	23,933.00	23,936.00	23,932.00
50304 RETIREMENT-MISC UNFUNDED LIABILITY	26,514.00	32,250.00	37,431.00	44,029.00	44,034.00	44,269.00
50310 FICA/MEDICARE - EMPLOYER'S SHARE	14,892.82	15,558.31	16,215.00	18,156.00	18,158.00	18,156.00
50400 EMPLOYEE GROUP INSURANCE	48,391.68	49,719.08	51,518.00	51,179.00	51,179.00	51,179.00
50500 WORKER'S COMPENSATION INSURANCE	1,623.31	1,513.01	1,488.00	1,544.00	1,544.00	1,544.00
TOTAL SALARIES/EMPLOYEE BENEFITS	311,013.78	331,158.06	338,646.00	376,631.00	376,672.00	376,868.00
SERVICES AND SUPPLIES						
51200 COMMUNICATIONS	817.56	672.32	673.00	673.00	630.00	630.00
51760 MAINTENANCE - PROGRAMS	2,339.61	2,846.12	2,800.00	2,800.00	2,880.00	2,880.00
51800 MAINTENANCE - BLDGS/IMPROVEMENTS	128.34	195.94	1,000.00	1,000.00	600.00	600.00
51900 MEDICAL, DENTAL AND LAB SUPPLIES	264.19	19.56	500.00	500.00	500.00	500.00
52000 MEMBERSHIPS	2,908.00	3,450.00	3,500.00	3,500.00	7,500.00	7,500.00
52200 OFFICE EXPENSES	2,806.12	1,962.05	1,700.00	1,700.00	1,700.00	1,700.00
52211 G.S.A. DEPT. COST ALLOCATION	6,441.00	7,832.00	11,216.00	7,319.00	7,319.00	7,319.00
52300 PROFESSIONAL/SPECIALIZED SERVICES	93,882.05	239,519.89	246,500.00	246,500.00	256,050.00	256,050.00
52400 PUBLICATIONS AND LEGAL NOTICES	0.00	0.00	2,000.00	2,000.00	0.00	0.00
52500 RENTS, LEASES - EQUIPMENT	0.00	0.00	0.00	0.00	450.00	450.00
52600 RENTS, LEASES-BUILDINGS	82,523.23	84,782.73	81,746.00	81,746.00	89,100.00	89,100.00
52700 MINOR EQUIPMENT	6,847.44	0.00	2,000.00	2,000.00	2,500.00	2,500.00
52800 SPECIAL DEPARTMENTAL EXPENSE	1,134.68	1,530.49	3,000.00	3,000.00	600.00	600.00
52870 STAFF TRAINING	900.00	247.75	15,000.00	15,000.00	2,004.00	2,004.00
52878 RHS TRANSPORTATION GRANT	2,325.40	4,260.00	5,000.00	5,000.00	4,500.00	4,500.00
52900 G.S.A. AND IN-COUNTY TRAVEL	0.00	0.00	750.00	750.00	250.00	250.00
52910 MEETINGS AND CONVENTIONS	676.94	401.01	5,000.00	5,000.00	1,500.00	1,500.00
53000 UTILITIES	6,338.50	6,437.76	8,360.00	8,360.00	8,796.00	8,796.00
TOTAL SERVICES AND SUPPLIES	210,333.06	354,157.62	390,745.00	386,848.00	386,879.00	386,879.00
TOTAL - DRUG/ALCOHOL	521,346.84	685,315.68	729,391.00	763,479.00	763,551.00	763,747.00
58900 A87 - COUNTYWIDE COST ALLOC PLAN	7,170.00	36,785.00	32,056.00	30,718.00	30,718.00	30,718.00
GRAND TOTAL - DRUG/ALCOHOL	528,516.84	722,100.68	761,447.00	794,197.00	794,269.00	794,465.00

Mental Health Fund: #11700

COUNTY OF AMADOR
 Financing Sources Detail by Budget Unit
 Fiscal Year 2020-2021

State Controller Schedules
 County Budget Act

Budget Unit: 4113 Drug/Alcohol
 Function: Health & Sanitation
 Activity: Health

Revenue	ACTUAL 2017-2018	ACTUAL 2018-2019	ADOPTED 2019-2020	BASE BUDGET 2020-2021	REQUESTED 2020-2021	RECOMMENDED 2020-2021
43210 General Court Fines	0.00	0.00	0.00	0.00	64,061.00	64,061.00
45180 Federal Drug Alcohol	572,603.00	123,323.50	441,122.00	441,122.00	456,813.00	456,813.00
45200 State Aid Mental Health	0.00	0.00	0.00	0.00	10,471.00	10,471.00
460099 Charges Co. Local Revenue	0.00	191,555.00	300,000.00	300,000.00	255,024.00	255,220.00
46900 Drug Alcohol Fees	12,420.84	8,098.00	6,000.00	6,000.00	7,500.00	7,500.00
47890 Miscellaneous	0.00	0.00	14,325.00	14,325.00	400.00	400.00
Total Revenues	585,023.84	322,976.50	761,447.00	761,447.00	794,269.00	794,465.00
Total Expenditures	528,516.84	722,100.68	761,447.00	794,197.00	794,269.00	794,465.00
Net County Cost Mental Health Realignment Fund	(56,507.00)	399,124.18	0.00	32,750.00	0.00	0.00

Fund #11700

COUNTY OF AMADOR
Financing Uses Detail by Budget Unit
Fiscal Year 2020-2021

Budget Unit: 4115 Buena Vista Casino Mitigation
Gambling - Substance Abuse
Function: Health & Sanitation
Activity: Health

FINANCING USES CLASSIFICATION	ACTUAL 2017-2018	ACTUAL 2018-2019	ADOPTED 2019-2020	BASE BUDGET 2020-2021	REQUESTED 2020-2021	RECOMMENDED 2020-2021
SALARIES AND EMPLOYEE BENEFITS						
50100 SALARIES AND WAGES	0.00	0.00	50,357.00	64,641.00	66,654.00	66,648.00
50102 OVERTIME	0.00	0.00	0.00	0.00	0.00	0.00
50300 RETIREMENT - EMPLOYER'S SHARE	0.00	0.00	4,684.00	6,417.00	6,619.00	6,619.00
50304 RETIREMENT-MISC UNFUNDED LIABILITY	0.00	0.00	8,750.00	11,805.00	11,805.00	12,243.00
50310 FICA/MEDICARE - EMPLOYER'S SHARE	0.00	0.00	3,852.00	4,945.00	5,099.00	5,099.00
50400 EMPLOYEE GROUP INSURANCE	0.00	0.00	22,132.00	25,847.00	25,847.00	25,847.00
50500 WORKER'S COMPENSATION INSURANCE	0.00	0.00	0.00	0.00	0.00	0.00
TOTAL SALARIES/EMPLOYEE BENEFITS	0.00	0.00	89,775.00	113,655.00	116,024.00	116,456.00
SERVICES AND SUPPLIES						
51200 COMMUNICATIONS	0.00	0.00	2,000.00	2,000.00	2,000.00	2,000.00
51760 MAINTENANCE - PROGRAMS	0.00	0.00	4,000.00	4,000.00	4,000.00	4,000.00
51800 MAINTENANCE - BLDGS/IMPROVEMENTS	0.00	0.00	2,000.00	2,000.00	2,000.00	2,000.00
52000 MEMBERSHIPS	0.00	0.00	4,000.00	4,000.00	4,000.00	4,000.00
52200 OFFICE EXPENSES	0.00	0.00	7,500.00	7,500.00	7,500.00	7,500.00
52211 G.S.A. DEPT. COST ALLOCATION	0.00	0.00	0.00	1,155.00	1,155.00	1,155.00
52400 PUBLICATIONS AND LEGAL NOTICES	0.00	0.00	16,039.00	16,039.00	17,000.00	17,000.00
52500 RENTS, LEASES-EQUIPMENT	0.00	0.00	0.00	0.00	150.00	150.00
52600 RENTS, LEASES-BUILDINGS	0.00	0.00	4,686.00	4,686.00	4,840.00	4,840.00
52700 MINOR EQUIPMENT	0.00	0.00	7,000.00	7,000.00	5,558.00	5,558.00
52800 SPECIAL DEPARTMENTAL EXPENSE	0.00	0.00	15,000.00	15,000.00	16,523.00	16,523.00
52870 STAFF TRAINING	0.00	0.00	15,000.00	15,000.00	20,000.00	20,000.00
52900 G.S.A. AND IN-COUNTY TRAVEL	0.00	0.00	0.00	0.00	5,000.00	5,000.00
52910 MEETINGS AND CONVENTIONS	0.00	0.00	10,000.00	10,000.00	10,000.00	10,000.00
53000 UTILITIES	0.00	0.00	3,000.00	3,000.00	700.00	700.00
TOTAL SERVICES AND SUPPLIES	0.00	0.00	90,225.00	91,380.00	100,426.00	100,426.00
FIXED ASSETS						
56200 EQUIPMENT	0.00	0.00	30,000.00	0.00	0.00	0.00
TOTAL FIXED ASSETS	0.00	0.00	30,000.00	0.00	0.00	0.00
TOTAL - DRUG/ALCOHOL	0.00	0.00	210,000.00	205,035.00	216,450.00	216,882.00
58900 A87 - COUNTYWIDE COST ALLOC PLAN	0.00	0.00	0.00	0.00	0.00	0.00
GRAND TOTAL - BV CASINO MIT GAMB SUB ABUSE	0.00	0.00	210,000.00	205,035.00	216,450.00	216,882.00

Buena Vista Casino Mitigation Operating Fund: 70000

State Controller Schedules
County Budget Act

COUNTY OF AMADOR
Financing Sources Detail by Budget Unit
Fiscal Year 2020-2021

Budget Unit: 4115 Buena Vista Casino
Gambling & Substance Abuse
Function: Health & Sanitation
Activity: Health

Revenue	ACTUAL 2017-2018	ACTUAL 2018-2019	ADOPTED 2019-2020	BASE BUDGET 2020-2021	REQUESTED 2020-2021	RECOMMENDED 2020-2021
46784 Buena Vista Cas Mit-Gamb & Sub Abuse Revenue	0.00	0.00	210,000.00	216,450.00	216,450.00	216,882.00
Total Revenues	0.00	0.00	210,000.00	216,450.00	216,450.00	216,882.00
Total Expenditures	0.00	0.00	210,000.00	205,035.00	216,450.00	216,882.00
Net Cost to BV Casino Fund	0.00	0.00	0.00	(11,415.00)	0.00	0.00

Fund: 70000

COUNTY OF AMADOR
Financing Uses Detail by Budget Unit
Fiscal Year 2020-2021

Budget Unit: 4400 Waste Management
Function: Health & Sanit.
Activity: Refuse Collection & Disposal

FINANCING USES CLASSIFICATION	ACTUAL 2017-2018	ACTUAL 2018-2019	ADOPTED 2019-2020	BASE BUDGET 2020-2021	REQUESTED 2020-2021	RECOMMENDED 2020-2021
SALARIES AND EMPLOYEE BENEFITS						
50100 SALARIES AND WAGES	112,146.01	116,590.00	113,856.00	85,728.00	85,728.00	85,728.00
50200 DEFERRED COMP COUNTY MATCH	150.00	600.00	600.00	450.00	450.00	450.00
50300 RETIREMENT - EMPLOYER'S SHARE	9,857.02	10,316.83	10,731.00	8,563.00	8,563.00	8,563.00
50304 RETIREMENT-MISC UNFUNDED LIABILITY	14,526.96	17,221.00	20,048.00	15,754.00	15,754.00	15,840.00
50310 FICA/MEDICARE - EMPLOYER'S SHARE	8,515.01	8,876.09	8,756.00	6,593.00	6,593.00	6,593.00
50400 EMPLOYEE GROUP INSURANCE	23,188.74	23,972.82	24,658.00	6,511.00	6,511.00	6,511.00
50500 WORKER'S COMPENSATION INSURANCE	3,441.31	3,324.13	3,269.00	841.00	841.00	841.00
TOTAL SALARIES/EMPLOYEE BENEFITS	171,825.05	180,900.87	181,918.00	124,440.00	124,440.00	124,526.00
SERVICES AND SUPPLIES						
51200 COMMUNICATIONS	279.16	285.80	287.00	338.00	338.00	338.00
51500 INSURANCE	1,115.00	0.00	0.00	0.00	0.00	0.00
51700 MAINTENANCE - EQUIPMENT	7,902.48	16,175.60	20,000.00	20,000.00	20,000.00	20,000.00
51760 MAINTENANCE - PROGRAMS	774.60	826.84	882.00	1,373.00	1,373.00	1,373.00
51800 MAINTENANCE - STRUCTURES	11,127.40	71,161.80	18,600.00	18,600.00	18,600.00	18,600.00
52000 MEMBERSHIPS	6,000.00	6,000.00	7,000.00	7,000.00	6,000.00	6,000.00
52200 OFFICE EXPENSES	506.94	39.19	300.00	300.00	700.00	700.00
52211 G.S.A. DEPT COST ALLOCATION	8,124.00	8,522.00	16,990.00	8,932.00	8,932.00	8,932.00
52300 PROFESSIONAL/SPECIALIZED SERVICE	227,525.73	255,698.25	262,500.00	262,500.00	262,500.00	252,500.00
5230098 LANDFILL COMPLIANCE PHASE I	0.00	203,288.56	1,000,000.00	0.00	110,000.00	110,000.00
52310 PUBLIC WORKS CHARGES	21,272.49	2,359.81	7,586.00	7,586.00	11,694.00	11,694.00
52374 MINOR PROJECTS	57.57	0.00	0.00	0.00	0.00	0.00
52400 PUBLICATIONS AND LEGAL NOTICES	272.13	3,616.86	150.00	150.00	2,500.00	2,500.00
52500 RENTS, LEASES-EQUIPMENT	200.61	143.48	250.00	250.00	250.00	250.00
52700 MINOR EQUIPMENT	0.00	0.00	100.00	100.00	250.00	250.00
52870 STAFF TRAINING	1,033.31	0.00	1,000.00	1,000.00	2,000.00	2,000.00
52900 G.S.A. AND IN-COUNTY TRAVEL	2,377.57	2,419.08	1,000.00	1,000.00	3,200.00	3,200.00
52910 MEETINGS AND CONVENTIONS	132.64	99.50	350.00	350.00	1,000.00	1,000.00
53000 UTILITIES	13,210.20	15,010.32	10,000.00	10,000.00	16,000.00	16,000.00
TOTAL SERVICES AND SUPPLIES	301,911.83	585,647.09	1,346,995.00	339,479.00	465,337.00	455,337.00
OTHER CHARGES						
54701 DEPT OF CONSERVATION GRANT	11,384.30	11,365.02	30,000.00	30,000.00	10,000.00	10,000.00
54702 H/H HAZARDOUS WASTE GRANT	0.00	0.00	0.00	0.00	0.00	0.00
54728 OIL GRANT	28,554.89	7,398.60	35,000.00	35,000.00	35,000.00	35,000.00
54730 TIRE GRANT	4,025.36	5,006.33	10,000.00	10,000.00	10,000.00	10,000.00
54800 TAXES AND ASSESSMENTS	85,465.93	25,902.00	51,400.00	0.00	0.00	0.00
54805 STATE OF CA MONITORING FEES	0.00	0.00	0.00	51,400.00	26,158.00	26,158.00
TOTAL OTHER CHARGES	129,430.48	49,671.95	126,400.00	126,400.00	81,158.00	81,158.00
58900 A87 - COUNTYWIDE COST ALLOC PLAN	17,215.00	28,493.00	17,699.00	11,819.00	11,819.00	11,819.00
TOTAL OPERATING COSTS	620,382.36	1,574,712.91	1,673,012.00	602,138.00	682,754.00	672,840.00

COUNTY OF AMADOR
 Financing Sources Detail by Budget Unit
 Fiscal Year 2020-2021

State Controller Schedules
 County Budget Act

Budget Unit: 4400 Waste Management
 Function: Health & Sanitation
 Activity: Refuse Collection & Disposal

Revenue Estimates	ACTUAL 2017-2018	ACTUAL 2018-2019	ADOPTED 2019-2020	BASE BUDGET 2020-2021	REQUESTED 2020-2021	RECOMMENDED 2020-2021
41180 Franchise Taxes	76,664.56	80,088.19	80,000.00	80,000.00	85,000.00	85,000.00
44200 Rentals	0.00	0.00	0.00	47,160.00	47,160.00	47,160.00
45240 St Aid Other	89,500.56	55,000.00	45,000.00	45,000.00	45,000.00	45,000.00
45630 Federal Other	95,100.00	0.00	0.00	0.00	110,000.00	110,000.00
46009 Charges for Services	31,752.01	146,346.64	80,000.00	0.00	0.00	0.00
46940 ARB - Grant Revenue	0.00	0.00	0.00	0.00	28,000.00	28,000.00
46960 Landfill Fees	348,365.08	352,672.34	314,000.00	266,840.00	320,000.00	320,000.00
46962 ACES Surcharge	119,159.70	122,581.79	112,000.00	112,000.00	120,000.00	120,000.00
47890 Misc. Revenue	0.00	10,101.80	5,000.00	5,000.00	1,000.00	1,000.00
Total Revenues	760,541.91	766,790.76	636,000.00	556,000.00	756,160.00	756,160.00
Total Expenditures	620,382.36	844,712.91	1,673,012.00	602,138.00	682,754.00	672,840.00
Requested Contribution	5,878.00	77,922.15	1,037,012.00	46,138.00	(73,406.00)	(83,320.00)
General Fund Contribution	(140,159.55)	77,922.15	1,037,012.00	46,138.00	46,138.00	(83,320.00)
DEPARTMENT REDUCTION					119,544.00	0.00

COUNTY OF AMADOR
Financing Uses Detail by Budget Unit
Fiscal Year 2020-2021

FINANCING USES CLASSIFICATION	ACTUAL 2017-2018	ACTUAL 2018-2019	ADOPTED 2019-2020	BASE BUDGET 2020-2021	REQUESTED 2020-2021	RECOMMENDED 2020-2021
SALARIES AND EMPLOYEE BENEFITS						
50100 SALARIES AND WAGES	2,503,064.82	2,504,843.23	2,511,169.00	2,776,894.00	2,776,894.00	2,776,894.00
50102 OVERTIME	90,782.37	81,689.42	95,000.00	95,000.00	95,000.00	95,000.00
50110 STANDBY	19,407.50	23,981.68	20,790.00	20,790.00	54,016.00	54,016.00
50300 RETIREMENT - EMPLOYER'S SHARE	215,947.20	211,019.90	229,763.00	270,178.00	270,178.00	270,178.00
50304 RETIREMENT-MISC UNFUNDED LIABILITY	334,836.96	377,001.00	429,251.00	497,057.00	497,057.00	499,786.00
50310 FICA/MEDICARE - EMPLOYER'S SHARE	192,755.76	192,019.91	200,962.00	220,670.00	223,212.00	223,212.00
50400 EMPLOYEE GROUP INSURANCE	577,348.49	517,929.02	584,146.00	605,231.00	605,231.00	605,231.00
50500 WORKER'S COMPENSATION INSURANCE	13,903.66	12,301.75	12,097.00	11,420.00	11,420.00	11,420.00
50600 UNEMPLOYMENT INSURANCE BENEFITS	11,700.00	10,306.00	0.00	0.00	0.00	0.00
TOTAL SALARIES/EMPLOYEE BENEFITS	3,959,746.76	3,931,091.91	4,083,178.00	4,497,240.00	4,533,008.00	4,535,737.00
SERVICES AND SUPPLIES						
51200 COMMUNICATIONS	17,226.29	18,156.18	19,728.00	19,728.00	22,158.00	22,158.00
51700 MAINTENANCE - EQUIPMENT	5,016.04	3,008.46	8,080.00	8,080.00	9,100.00	9,100.00
51760 MAINTENANCE - PROGRAMS	44,070.05	44,580.87	62,255.00	62,255.00	69,963.00	69,963.00
51800 MAINTENANCE - BLDGS/IMPROVEMENTS	1,009.44	1,242.84	2,000.00	2,000.00	2,000.00	2,000.00
52000 MEMBERSHIPS	25,159.00	26,337.00	26,750.00	26,750.00	26,750.00	26,750.00
52200 OFFICE EXPENSES	51,909.79	54,889.07	67,170.00	67,170.00	68,778.00	68,778.00
52211 G.S.A. DEPT. COST ALLOCATION	16,231.00	18,062.00	30,451.00	22,548.00	22,548.00	22,548.00
52300 PROFESSIONAL/SPECIALIZED SERVICES	506,373.51	475,766.77	590,939.00	590,939.00	508,485.00	709,485.00
52400 PUBLICATIONS AND LEGAL NOTICES	1,873.25	596.20	2,690.00	2,690.00	2,690.00	2,690.00
52500 RENTS, LEASES-EQUIPMENT	1,801.73	2,339.57	5,500.00	5,500.00	5,500.00	5,500.00
52600 RENTS, LEASES-BLDGS/IMPROVEMENTS	613,470.91	634,313.74	655,900.00	655,900.00	655,900.00	655,900.00
52700 MINOR EQUIPMENT	946.51	863.80	65,099.00	65,099.00	51,181.00	51,181.00
52800 SPECIAL DEPARTMENTAL EXPENSE	4,513.36	32,972.24	50,500.00	50,500.00	42,500.00	42,500.00
52870 STAFF TRAINING	30,328.15	23,940.83	33,850.00	33,850.00	33,850.00	33,850.00
52874 EMERGENCY SHELTER	12,119.00	15,480.00	26,000.00	26,000.00	26,000.00	26,000.00
52875 EMERGENCY RESPONSE 24-HOUR	1,540.01	1,534.37	1,620.00	1,620.00	1,620.00	1,620.00
52877 COUNSELING/PARENTING TRAINING	35,008.77	21,397.00	60,500.00	60,500.00	46,500.00	46,500.00
52878 TRANSPORTATION	24,784.25	17,989.53	27,000.00	27,000.00	19,000.00	19,000.00
52900 G.S.A. AND IN-COUNTY TRAVEL	29,907.58	31,586.63	35,180.00	35,180.00	37,180.00	37,180.00
52910 MEETINGS AND CONVENTIONS	902.95	1,024.37	1,200.00	1,200.00	3,100.00	3,100.00
53000 UTILITIES	48,445.98	45,795.85	65,575.00	65,575.00	70,548.00	70,548.00
TOTAL SERVICES AND SUPPLIES	1,472,637.57	1,471,877.32	1,837,987.00	1,830,084.00	1,725,351.00	1,926,351.00
OTHER CHARGES						
54029 TRANSPORTATION	57,611.74	43,229.86	63,600.00	63,600.00	29,862.00	29,862.00
54030 CHILD CARE	186,605.56	143,473.88	155,500.00	155,500.00	160,000.00	160,000.00
54031 ANCILLARY EXPENSES	20,468.45	36,398.92	40,256.00	40,256.00	37,277.00	37,277.00
54032 CAL LEARN SUPPORT	51.16	127.00	600.00	600.00	600.00	600.00
TOTAL OTHER CHARGES	264,736.91	223,229.66	259,956.00	259,956.00	227,739.00	227,739.00
FIXED ASSETS						
56200 EQUIPMENT	49,031.21	23,923.85	17,600.00	0.00	17,600.00	17,600.00
TOTAL FIXED ASSETS	49,031.21	23,923.85	17,600.00	0.00	17,600.00	17,600.00
TOTAL - DEPT. OF SOCIAL SERVICES	5,746,152.45	5,650,122.74	6,198,721.00	6,587,280.00	6,503,698.00	6,707,427.00
58900 A87 - COUNTYWIDE COST ALLOC PLAN	609,732.00	551,738.00	522,156.00	531,478.00	531,478.00	531,478.00
GRAND TOTAL - DEPT. OF SOCIAL SERVICES	6,355,884.45	6,201,860.74	6,720,877.00	7,118,758.00	7,035,176.00	7,238,905.00

Social Services Fund: #11600

COUNTY OF AMADOR
 Financing Sources Detail by Budget Unit
 Fiscal Year 2020-2021

Budget Unit: 5106 Dept. of Social Services
 Function: Public Assistance
 Activity: Administration

State Controller Schedules
 County Budget Act

Revenue	ACTUAL 2017-2018	ACTUAL 2018-2019	ADOPTED 2019-2020	BASE BUDGET 2020-2021	REQUESTED 2020-2021	RECOMMENDED 2020-2021
44100 Interest	378.65	(175.94)	0.00	0.00	0.00	0.00
45130 Welfare Administration	1,854,038.50	2,133,353.69	2,162,610.00	2,162,610.00	2,269,249.00	2,269,249.00
45165 State Realignment Public Asst	914,198.99	531,610.96	461,540.00	461,540.00	679,254.00	681,983.00
45240 State Aid Other	0.00	0.00	0.00	0.00	0.00	201,000.00
45300 Medically Indigent Adult	176.00	28.00	0.00	0.00	0.00	0.00
45520 Public Assistance Administration	2,405,519.83	2,427,430.52	2,750,274.00	2,750,274.00	3,021,862.00	3,021,862.00
45630 Federal Other	13,800.00	14,490.00	13,800.00	13,800.00	13,800.00	13,800.00
460099 Charges County Local Revenue	1,021,402.84	1,146,898.64	1,332,353.00	1,332,353.00	1,050,711.00	1,050,711.00
47890 Miscellaneous	0.00	2,840.80	300.00	300.00	300.00	300.00
Total Revenues	6,209,514.81	6,256,476.67	6,720,877.00	6,720,877.00	7,035,176.00	7,238,905.00
Total Expenditures	6,355,884.45	6,201,860.74	6,720,877.00	7,118,758.00	7,035,176.00	7,238,905.00
Net County Cost Social Services Realignment Fund	146,369.64	(54,615.93)	0.00	397,881.00	0.00	0.00

Fund #11600

COUNTY OF AMADOR
 Financing Uses Detail by Budget Unit
 Fiscal Year 2020-2021

State Controller Schedules
 County Budget Act

Budget Unit: 5201 Assistance Grants
 Function: Public Assistance
 Activity: Aid Programs

FINANCING USES CLASSIFICATION	ACTUAL 2017-2018	ACTUAL 2018-2019	ADOPTED 2019-2020	BASE BUDGET 2020-2021	REQUESTED 2020-2021	RECOMMENDED 2020-2021
OTHER CHARGES						
54005 CALWORKS - ALL OTHER	779,138.29	568,689.84	734,200.00	734,200.00	650,000.00	650,000.00
54006 FOSTER CARE	1,484,640.64	1,450,860.19	1,532,000.00	1,532,000.00	2,000,000.00	2,000,000.00
54008 CALWORKS - 2 PARENT	139,264.86	129,392.27	150,000.00	150,000.00	150,000.00	150,000.00
54011 CALWORKS - MIXED	0.00	0.00	500.00	500.00	500.00	500.00
54013 ADOPTION ASSISTANCE	1,364,402.46	1,560,761.00	1,550,000.00	1,550,000.00	1,550,000.00	1,550,000.00
54014 IN-HOME SUPPORT OF SERVICE	358,182.04	385,807.00	447,712.00	447,712.00	465,646.00	465,646.00
54015 FOSTER CARE EXTENDED (FED)	62,424.93	63,540.00	60,000.00	60,000.00	90,000.00	90,000.00
54016 FOSTER CARE EXTENDED (STATE)	115,605.62	104,487.93	115,000.00	115,000.00	170,000.00	170,000.00
54017 WIN WORK INCENTIVE	14,437.80	11,684.19	13,000.00	13,000.00	13,500.00	13,500.00
54018 EMERGENCY ASSISTANCE	94,680.81	79,902.88	95,000.00	95,000.00	210,000.00	210,000.00
54019 CALWORKS - ZERO PARENT	280,895.96	300,650.34	290,000.00	290,000.00	390,000.00	390,000.00
54021 KIN-GAP/STATE NON MINOR	0.00	11,734.00	10,000.00	10,000.00	12,500.00	12,500.00
54023 KIN-GAP (STATE)	151,089.00	128,403.00	135,000.00	135,000.00	140,000.00	140,000.00
54024 KIN-GAP (FED)	19,774.00	20,477.00	22,000.00	22,000.00	23,000.00	23,000.00
54026 LIHEAP BENEFIT	6,400.34	7,019.20	7,000.00	7,000.00	7,400.00	7,400.00
54027 CALWORKS - 3F CW FELON	13,081.44	9,094.56	12,000.00	12,000.00	5,000.00	5,000.00
54028 CALWORKS - K1 CW FELON	162,065.90	146,219.61	150,000.00	150,000.00	179,000.00	179,000.00
54035 CALWORKS-ARC STATE	0.00	0.00	5,000.00	5,000.00	5,000.00	5,000.00
54036 CALWORKS-ARC STATE & CO	0.00	0.00	5,000.00	5,000.00	5,000.00	5,000.00
54037 ARC FED	60,491.00	5,571.00	10,000.00	10,000.00	7,500.00	7,500.00
TOTAL OTHER CHARGES	5,106,575.09	4,984,294.01	5,343,412.00	5,343,412.00	6,074,046.00	6,074,046.00
58900 A87 - COUNTYWIDE COST ALLOC PLAN	0.00	0.00	0.00	0.00	0.00	0.00
GRAND TOTAL - ASSISTANCE GRANTS	5,106,575.09	4,984,294.01	5,343,412.00	5,343,412.00	6,074,046.00	6,074,046.00

Social Services Fund: #11600

COUNTY OF AMADOR
 Financing Sources Detail by Budget Unit
 Fiscal Year 2020-2021

State Controller Schedules
 County Budget Act

Budget Unit: 5201 Assistance Grants
 Function: Public Assistance
 Activity: Aid Programs

Revenue	ACTUAL 2017-2018	ACTUAL 2018-2019	ADOPTED 2019-2020	BASE BUDGET 2020-2021	REQUESTED 2020-2021	RECOMMENDED 2020-2021
45160 Public Assistance	806,240.05	1,385,318.70	1,534,200.00	1,534,200.00	1,876,000.00	1,876,000.00
45165 State Realignment Pub Asst	2,066,560.67	1,187,585.57	1,436,031.00	1,436,031.00	1,575,746.00	1,575,746.00
45540 Public Assistance	1,360,379.50	1,499,199.88	1,500,000.00	1,500,000.00	1,642,300.00	1,642,300.00
460099 Local Revenue	843,306.43	798,942.40	800,000.00	800,000.00	910,000.00	910,000.00
47810 Welfare Repayment	67,109.70	65,625.28	70,000.00	70,000.00	70,000.00	70,000.00
Total Revenues	5,143,596.35	4,936,671.83	5,340,231.00	5,340,231.00	6,074,046.00	6,074,046.00
Total Expenditures	5,106,575.09	4,984,294.01	5,343,412.00	5,343,412.00	6,074,046.00	6,074,046.00
Net County Cost to Social Services Realignment Fund	(37,021.26)	47,622.18	3,181.00	3,181.00	0.00	0.00

Fund #11600

State Controller Schedules
County Budget Act

COUNTY OF AMADOR
Financing Uses Detail by Budget Unit
Fiscal Year 2020-2021

Budget Unit: 5300 General Relief
Function: Public Assistance
Activity: General Relief

FINANCING USES CLASSIFICATION	ACTUAL 2017-2018	ACTUAL 2018-2019	ADOPTED 2019-2020	BASE BUDGET 2020-2021	REQUESTED 2020-2021	RECOMMENDED 2020-2021
OTHER CHARGES						
54020 ASSISTANCE	16,241.83	1,436.53	10,000.00	10,000.00	10,000.00	10,000.00
54022 INDIGENT BURIALS	2,624.39	2,800.00	5,000.00	5,000.00	5,000.00	5,000.00
TOTAL OTHER CHARGES	18,866.22	4,236.53	15,000.00	15,000.00	15,000.00	15,000.00
TOTAL - GENERAL RELIEF	18,866.22	4,236.53	15,000.00	15,000.00	15,000.00	15,000.00
58900 A87 - COUNTYWIDE COST ALLOC PLAN	29,152.00	1,793.00	543.00	(263.00)	(263.00)	(263.00)
GRAND TOTAL - GENERAL RELIEF	48,018.22	6,029.53	15,543.00	14,737.00	14,737.00	14,737.00

State Controller Schedules
County Budget Act

COUNTY OF AMADOR
Financing Sources Detail by Budget Unit
Fiscal Year 2020-2021

Budget Unit: 5300 General Relief
Function: Public Assistance
Activity: General Relief

Revenue	ACTUAL 2017-2018	ACTUAL 2018-2019	ADOPTED 2019-2020	BASE BUDGET 2020-2021	REQUESTED 2020-2021	RECOMMENDED 2020-2021
47810 Welfare Repayment	7,719.00	1,453.00	5,000.00	5,000.00	5,000.00	5,000.00
Total Revenues	7,719.00	1,453.00	5,000.00	5,000.00	5,000.00	5,000.00
Total Expenditures	48,018.22	6,029.53	15,543.00	14,737.00	14,737.00	14,737.00
Requested Contribution	65,652.00	4,576.53	10,543.00	9,737.00	9,737.00	9,737.00
General Fund Contribution	40,299.22	4,576.53	10,543.00	9,737.00	9,737.00	9,737.00
DEPARTMENT REDUCTION					0.00	0.00

COUNTY OF AMADOR
 Financing Uses Detail by Budget Unit
 Fiscal Year 2020-2021

State Controller Schedules
 County Budget Act

Budget Unit: 5500 Veterans Services Officer
 Function: Public Assistance
 Activity: Veterans Services

FINANCING USES CLASSIFICATION	ACTUAL 2017-2018	ACTUAL 2018-2019	ADOPTED 2019-2020	BASE BUDGET 2020-2021	REQUESTED 2020-2021	RECOMMENDED 2020-2021
SALARIES AND EMPLOYEE BENEFITS						
50100 SALARIES AND WAGES	79,513.86	80,331.84	77,759.00	82,007.00	82,007.00	82,007.00
50200 DEFERRED COMP COUNTY MATCH	150.00	600.00	600.00	600.00	600.00	600.00
50300 RETIREMENT - EMPLOYER'S SHARE	6,476.67	6,600.84	6,788.00	7,644.00	7,644.00	7,644.00
50304 RETIREMENT-MISC UNFUNDED LIABILITY	9,726.00	10,995.00	12,681.00	14,063.00	14,063.00	14,140.00
50310 FICA/MEDICARE - EMPLOYER'S SHARE	6,090.41	6,191.31	5,994.00	6,319.00	6,319.00	6,319.00
50400 EMPLOYEE GROUP INSURANCE	31.68	30.84	31.00	31.00	31.00	31.00
50500 WORKER'S COMPENSATION INSURANCE	121.51	109.41	108.00	107.00	107.00	107.00
TOTAL SALARIES/EMPLOYEE BENEFITS	102,110.13	104,859.24	103,961.00	110,771.00	110,771.00	110,848.00
SERVICES AND SUPPLIES						
51200 COMMUNICATIONS	1,567.44	1,669.32	1,740.00	1,740.00	1,740.00	1,740.00
51700 MAINTENANCE - EQUIPMENT	0.00	0.00	30.00	30.00	30.00	30.00
51760 MAINTENANCE - PROGRAMS	573.96	604.88	725.00	757.00	757.00	757.00
52000 MEMBERSHIPS	2,000.00	2,000.00	2,000.00	2,000.00	2,000.00	2,000.00
52200 OFFICE EXPENSES	463.25	482.31	550.00	550.00	550.00	550.00
52211 G.S.A. DEPT. COST ALLOCATION	4,956.00	4,555.00	5,863.00	4,378.00	4,378.00	4,378.00
52600 RENTS, LEASES BLDG.	0.00	0.00	0.00	0.00	7,285.00	7,285.00
52800 SPECIAL DEPT EXPENSE	0.00	0.00	500.00	500.00	500.00	500.00
52910 MEETINGS AND CONVENTIONS	4,573.98	4,267.45	4,500.00	4,500.00	4,500.00	4,500.00
TOTAL SERVICES AND SUPPLIES	14,134.63	13,578.96	15,908.00	14,455.00	21,740.00	21,740.00
TOTAL - VETERANS SERVICE OFFICER	116,244.76	118,438.20	119,869.00	125,226.00	132,511.00	132,588.00
58900 A87 - COUNTYWIDE COST ALLOC PLAN	6,038.00	9,213.00	8,445.00	4,994.00	4,994.00	4,994.00
GRAND TOTAL - VETERANS SERVICE OFFICER	122,282.76	127,651.20	128,314.00	130,220.00	137,505.00	137,582.00

State Controller Schedules
County Budget Act

COUNTY OF AMADOR
Financing Sources Detail by Budget Unit
Fiscal Year 2020-2021

Budget Unit: 5500 Veterans Services Officer
Function: Public Assistance
Activity: Veterans Services

Revenue	ACTUAL 2017-2018	ACTUAL 2018-2019	ADOPTED 2019-2020	BASE BUDGET 2020-2021	REQUESTED 2020-2021	RECOMMENDED 2020-2021
45250 Aid for Veterans Affairs	38,032.00	38,622.00	38,000.00	38,000.00	38,000.00	38,000.00
Total Revenues	38,032.00	38,622.00	38,000.00	38,000.00	38,000.00	38,000.00
Total Expenditures	122,282.76	127,651.20	128,314.00	130,220.00	137,505.00	137,582.00
Requested Contribution	69,354.00	89,029.20	90,314.00	92,220.00	99,505.00	99,582.00
General Fund Contribution	84,250.76	89,029.20	90,314.00	92,220.00	92,220.00	99,582.00
DEPARTMENT REDUCTION					(7,285.00)	0.00

COUNTY OF AMADOR
 Financing Uses Detail by Budget Unit
 Fiscal Year 2020-2021

State Controller Schedules
 County Budget Act

Budget Unit: 6200 County Library
 Function: Education
 Activity: Library Services

FINANCING USES CLASSIFICATION	ACTUAL 2017-2018	ACTUAL 2018-2019	ADOPTED 2019-2020	BASE BUDGET 2020-2021	REQUESTED 2020-2021	RECOMMENDED 2020-2021
SALARIES AND EMPLOYEE BENEFITS						
50100 SALARIES AND WAGES	327,859.69	351,005.45	325,691.00	347,490.00	347,490.00	347,490.00
50300 RETIREMENT - EMPLOYER'S SHARE	28,649.22	29,516.10	29,631.00	33,579.00	33,579.00	33,579.00
50304 RETIREMENT-MISC UNFUNDED LIABILITY	42,098.04	48,661.00	55,357.00	61,776.00	61,776.00	62,116.00
50310 FICA/MEDICARE - EMPLOYER'S SHARE	23,931.11	25,509.16	24,915.00	26,583.00	26,583.00	26,583.00
50400 EMPLOYEE GROUP INSURANCE	55,255.75	59,866.28	65,209.00	68,314.00	68,314.00	68,314.00
50500 WORKER'S COMPENSATION INSURANCE	477.17	451.14	444.00	467.00	467.00	467.00
TOTAL SALARIES/EMPLOYEE BENEFITS	478,270.98	515,009.13	501,247.00	538,209.00	538,209.00	538,549.00
SERVICES AND SUPPLIES						
51200 COMMUNICATIONS	14,877.49	15,584.17	21,671.00	21,616.00	21,616.00	21,616.00
51400 HOUSEHOLD EXPENSE	1,366.01	1,285.20	2,000.00	2,000.00	2,000.00	2,000.00
51700 MAINTENANCE - EQUIPMENT	630.24	0.00	1,000.00	1,000.00	1,000.00	1,000.00
51760 MAINTENANCE - PROGRAMS	7,605.28	8,103.96	8,671.00	8,766.00	8,766.00	8,766.00
51800 MAINTENANCE - BUILDINGS	485.00	0.00	5,000.00	5,000.00	5,000.00	5,000.00
51802 LIBRARY	9.15	0.00	1,500.00	1,500.00	1,500.00	1,500.00
52200 OFFICE EXPENSES	6,126.87	5,760.61	10,000.00	10,000.00	10,000.00	10,000.00
52211 G.S.A. DEPT. COST ALLOCATION	10,408.00	8,795.00	11,443.00	9,194.00	9,194.00	9,194.00
52300 PROFESSIONAL/SPECIALIZED SERVICES	39,849.58	41,287.03	42,500.00	42,500.00	42,500.00	42,500.00
52425 STATE LIBRARY LITERACY GRANT	23,331.18	18,556.54	0.00	0.00	0.00	0.00
52500 RENTS, LEASES- EQUIPMENT	352.70	282.59	2,372.00	2,372.00	2,372.00	2,372.00
52600 RENTS, LEASES-BUILDINGS	17,220.00	16,940.00	18,480.00	18,480.00	18,480.00	18,480.00
52800 SPECIAL DEPARTMENTAL EXPENSE	3,232.72	3,346.75	3,226.00	3,226.00	5,000.00	5,000.00
53000 UTILITIES	26,467.80	31,067.69	32,000.00	32,000.00	32,500.00	32,500.00
TOTAL SERVICES AND SUPPLIES	151,962.02	151,009.54	159,863.00	157,654.00	159,928.00	159,928.00
TOTAL - COUNTY LIBRARY	630,233.00	666,018.67	661,110.00	695,863.00	698,137.00	698,477.00
58900 A87 - COUNTYWIDE COST ALLOC PLAN	169,716.00	117,470.00	122,335.00	134,577.00	134,577.00	134,577.00
GRAND TOTAL - COUNTY LIBRARY	799,949.00	783,488.67	783,445.00	830,440.00	832,714.00	833,054.00

COUNTY OF AMADOR
Financing Sources Detail by Budget Unit
Fiscal Year 2020-2021

Budget Unit: 6200 County Library
Function: Education
Activity: Library Services

Revenue	ACTUAL 2017-2018	ACTUAL 2018-2019	ADOPTED 2019-2020	BASE BUDGET 2020-2021	REQUESTED 2020-2021	RECOMMENDED 2020-2021
43300 Tobacco Settlement	337,671.00	403,133.00	390,763.00	374,639.00	374,639.00	374,639.00
45240 Aid - Other	30,755.00	31,639.50	10,900.00	10,900.00	10,900.00	10,900.00
460099 Charges Co Local Rev	20,000.00	20,000.00	20,000.00	20,000.00	20,000.00	20,000.00
46870 Library Services	9,150.43	7,924.16	10,000.00	10,000.00	10,000.00	10,000.00
47890 Miscellaneous Revenues	0.00	45.00	0.00	0.00	1,774.00	1,774.00
Total Revenues	397,576.43	462,741.66	431,663.00	415,539.00	417,313.00	417,313.00
Total Expenditures	799,949.00	783,488.67	783,445.00	830,440.00	832,714.00	833,054.00
Requested Contribution	408,085.00	320,747.01	351,782.00	414,901.00	415,401.00	415,741.00
General Fund Contribution	402,372.57	320,747.01	351,782.00	414,901.00	414,901.00	415,741.00
DEPARTMENT REDUCTION					(500.00)	0.00

COUNTY OF AMADOR
 Financing Uses Detail by Budget Unit
 Fiscal Year 2020-2021

State Controller Schedules
 County Budget Act

Budget Unit: 6310 Cooperative Extension
 Function: Education
 Activity: Agricultural Education

FINANCING USES CLASSIFICATION	ACTUAL 2017-2018	ACTUAL 2018-2019	ADOPTED 2019-2020	BASE BUDGET 2020-2021	REQUESTED 2020-2021	RECOMMENDED 2020-2021
SERVICES AND SUPPLIES						
52211 G.S.A. DEPT. COST ALLOCATION	2,783.00	0.00	6,259.00	6,833.00	6,833.00	6,833.00
52300 PROFESSIONAL/SPECIALIZED SERVICES	118,498.00	65,518.00	200,897.00	135,379.00	135,379.00	127,879.00
53000 UTILITIES	130.56	133.68	0.00	0.00	0.00	0.00
TOTAL SERVICES AND SUPPLIES	121,411.56	65,651.68	207,156.00	142,212.00	142,212.00	134,712.00
TOTAL - COOPERATIVE EXTENSION	121,411.56	65,651.68	207,156.00	142,212.00	142,212.00	134,712.00
58900 A87 - COUNTYWIDE COST ALLOC PLAN	7,960.00	7,995.00	7,538.00	16,556.00	16,556.00	16,556.00
GRAND TOTAL - COOPERATIVE EXTENSION	129,371.56	73,646.68	214,694.00	158,768.00	158,768.00	151,268.00

State Controller Schedules
County Budget Act

COUNTY OF AMADOR
Financing Sources Detail by Budget Unit
Fiscal Year 2020-2021

Budget Unit: 6310 Cooperative Extension
Function: Education
Activity: Agricultural Education

Revenue	ACTUAL 2017-2018	ACTUAL 2018-2019	ADOPTED 2019-2020	BASE BUDGET 2020-2021	REQUESTED 2020-2021	RECOMMENDED 2020-2021
47890 Miscellaneous	0.00	0.00	0.00	0.00	0.00	0.00
Total Revenues	0.00	0.00	0.00	0.00	0.00	0.00
Total Expenditures	129,371.56	73,646.68	214,694.00	158,768.00	158,768.00	151,268.00
Requested Contribution	129,241.00	73,646.68	214,694.00	158,768.00	158,768.00	151,268.00
General Fund Contribution	129,371.56	73,646.68	214,694.00	158,768.00	158,768.00	151,268.00
DEPARTMENT REDUCTION					0.00	0.00

State Controller Schedules
County Budget Act

COUNTY OF AMADOR
Financing Uses Detail by Budget Unit
Fiscal Year 2020-2021

Budget Unit: 7100 Parks & Recreation
Function: Recreation & Cultural Services
Activity: Recreation

FINANCING USES CLASSIFICATION	ACTUAL 2017-2018	ACTUAL 2018-2019	ADOPTED 2019-2020	BASE BUDGET 2020-2021	REQUESTED 2020-2021	RECOMMENDED 2020-2021
SERVICES AND SUPPLIES						
51800 MAINT OF BUILDINGS & STRUCTURES	33,000.00	0.00	0.00	0.00	0.00	0.00
52300 PROFESSIONAL & SPECIALIZED SERVICES	109,635.00	141,450.00	142,675.00	142,675.00	120,901.00	110,015.00
53000 UTILITIES	1,581.54	1,670.71	1,520.00	1,520.00	1,692.00	1,692.00
TOTAL SERVICES AND SUPPLIES	144,216.54	143,120.71	144,195.00	144,195.00	122,593.00	111,707.00
TOTAL - PARKS AND RECREATION	144,216.54	143,120.71	144,195.00	144,195.00	122,593.00	111,707.00
OTHER CHARGES						
54123 MOLLIE JOYCE PARK PLYGRN	0.00	9,837.00	29,613.00	0.00	0.00	0.00
TOTAL OTHER CHARGES	0.00	9,837.00	29,613.00	0.00	0.00	0.00
58900 A87 - COUNTYWIDE COST ALLOC PLAN	2,692.00	868.00	(162.00)	(188.00)	(188.00)	(188.00)
GRAND TOTAL - PARKS AND RECREATION	146,908.54	153,825.71	173,646.00	144,007.00	122,405.00	111,519.00

COUNTY OF AMADOR
 Financing Sources Detail by Budget Unit
 Fiscal Year 2020-2021

State Controller Schedules
 County Budget Act

Budget Unit: 7100 Parks & Recreation
 Function: Recreation & Cultural Services
 Activity: Recreation

Revenue	ACTUAL 2017-2018	ACTUAL 2018-2019	ADOPTED 2019-2020	BASE BUDGET 2020-2021	REQUESTED 2020-2021	RECOMMENDED 2020-2021
47890 Miscellaneous Revenue	0.00	178,257.14	29,613.00	0.00	0.00	0.00
Total Revenues	0.00	178,257.14	29,613.00	0.00	0.00	0.00
Total Expenditures	146,908.54	153,825.71	173,646.00	144,007.00	122,405.00	111,519.00
Requested Contribution	146,617.00	(24,431.43)	144,033.00	144,007.00	122,405.00	111,519.00
General Fund Contribution	146,908.54	(24,431.43)	144,033.00	144,007.00	144,007.00	111,519.00
DEPARTMENT REDUCTION					21,602.00	0.00

COUNTY OF AMADOR
Financing Uses Detail by Budget Unit
Fiscal Year 2020-2021

Budget Unit: 7101 Parks & Rec Impact Fees
Function: Recreation & Cultural Services
Activity: Recreation

FINANCING USES CLASSIFICATION	ACTUAL 2017-2018	ACTUAL 2018-2019	ADOPTED 2019-2020	BASE BUDGET 2020-2021	REQUESTED 2020-2021	RECOMMENDED 2020-2021
SERVICES AND SUPPLIES						
52300 PROFESSIONAL AND SPECIALIZED SERVICES	1,877.01	928.67	0.00	0.00	0.00	0.00
52700 MINOR EQUIPMENT	0.00	0.00	0.00	0.00	0.00	0.00
TOTAL SERVICES AND SUPPLIES	1,877.01	928.67	0.00	0.00	0.00	0.00
TOTAL - SERVICES AND SUPPLIES	1,877.01	928.67	0.00	0.00	0.00	0.00
OTHER CHARGES						
54124 HOWARD PARK IMPROVEMENTS	0.00	0.00	0.00	0.00	0.00	0.00
TOTAL OTHER CHARGES	0.00	0.00	0.00	0.00	0.00	0.00
GRAND TOTAL - PARKS AND RECREATION IMPACT	1,877.01	928.67	0.00	0.00	0.00	0.00

Parks and Recreation Impact Fund #19000

State Controller Schedules
County Budget Act

COUNTY OF AMADOR
Financing Sources Detail by Budget Unit
Fiscal Year 2020-2021

Budget Unit: 7101 Parks & Rec Impact Fees
Function: Recreation & Cultural Services
Activity: Recreation

Revenue	ACTUAL 2017-2018	ACTUAL 2018-2019	ADOPTED 2019-2020	BASE BUDGET 2020-2021	REQUESTED 2020-2021	RECOMMENDED 2020-2021
42640 SOUTH COUNTY PARK & REC IMPACT FEES	30,100.00	17,200.00	0.00	0.00	0.00	0.00
42642 JACKSON PARK AND REC IMPACT FEES	17,200.00	12,900.00	0.00	0.00	0.00	0.00
42665 PINE GROVE/VOLCANO PARK AND REC IMPACT FEES	30,100.00	30,100.00	0.00	0.00	0.00	0.00
42666 HIGH COUNTRY/PIONEER PARK AND REC IMPACT FEES	17,200.00	8,600.00	0.00	0.00	0.00	0.00
42669 NORTH COUNTY PARK AND REC IMPACT FEES	30,100.00	12,900.00	0.00	0.00	0.00	0.00
42685 MID COUNTY/SUTTER CREEK PARK AND REC IMPACT FEES	21,500.00	19,350.00	0.00	0.00	0.00	0.00
44100 INTEREST	6,423.01	10,192.16	0.00	0.00	0.00	0.00
Total Revenues	152,623.01	111,242.16	0.00	0.00	0.00	0.00
Total Expenditures	1,877.01	928.67	0.00	0.00	0.00	0.00
Net Cost Parks and Recreation Impact Fund	(150,746.00)	(110,313.49)	0.00	0.00	0.00	0.00

Fund 19000

State Controller Schedules
County Budget Act

COUNTY OF AMADOR
Financing Uses Detail by Budget Unit
Fiscal Year 2020-2021

Budget Unit: 7200 Museum
Function: Recreation & Cultural Services
Activity: Cultural Services

FINANCING USES CLASSIFICATION	ACTUAL 2017-2018	ACTUAL 2018-2019	ADOPTED 2019-2020	BASE BUDGET 2020-2021	REQUESTED 2020-2021	RECOMMENDED 2020-2021
SERVICES AND SUPPLIES						
51200 COMMUNICATIONS	1,324.39	633.12	637.00	637.00	637.00	637.00
51760 MAINTENANCE - PROGRAMS	169.08	177.28	248.00	248.00	248.00	248.00
51800 MAINTENANCE - BLDGS/IMPROVEMENTS	579.72	577.72	580.00	580.00	580.00	580.00
52211 G.S.A. DEPT. COST ALLOCATION	2,232.00	1,948.00	3,053.00	2,837.00	2,837.00	2,837.00
53000 UTILITIES	8,708.39	11,814.44	12,087.00	12,087.00	12,087.00	12,087.00
TOTAL SERVICES AND SUPPLIES	13,013.58	15,150.56	16,605.00	16,389.00	16,389.00	16,389.00
TOTAL - MUSEUM	13,013.58	15,150.56	16,605.00	16,389.00	16,389.00	16,389.00
58900 A87 - COUNTYWIDE COST ALLOC PLAN	1,063.00	(56.00)	1,037.00	1,686.00	1,686.00	1,686.00
GRAND TOTAL - MUSEUM	14,076.58	15,094.56	17,642.00	18,075.00	18,075.00	18,075.00

COUNTY OF AMADOR
 Financing Sources Detail by Budget Unit
 Fiscal Year 2020-2021

State Controller Schedules
 County Budget Act

Budget Unit: 7200 Museum
 Function: Recreation Cultural Services
 Activity: Cultural Services

Revenue	ACTUAL 2017-2018	ACTUAL 2018-2019	ADOPTED 2019-2020	BASE BUDGET 2020-2021	REQUESTED 2020-2021	RECOMMENDED 2020-2021
47890 Miscellaneous Revenue	0.00	55.23	0.00	0.00	0.00	0.00
Total Revenues	0.00	55.23	0.00	0.00	0.00	0.00
Total Expenditures	14,076.58	15,094.56	17,642.00	18,075.00	18,075.00	18,075.00
Requested Contribution	14,770.00	15,039.33	17,642.00	18,075.00	18,075.00	18,075.00
General Fund Contribution	14,076.58	15,039.33	17,642.00	18,075.00	18,075.00	18,075.00
DEPARTMENT REDUCTION					0.00	0.00

COUNTY OF AMADOR
 Financing Uses Detail by Budget Unit
 Fiscal Year 2020-2021

State Controller Schedules
 County Budget Act

Budget Unit: 7210 Archives
 Function: Recreation Cultural Services
 Activity: Cultural Services

FINANCING USES CLASSIFICATION	ACTUAL 2017-2018	ACTUAL 2018-2019	ADOPTED 2019-2020	BASE BUDGET 2020-2021	REQUESTED 2020-2021	RECOMMENDED 2020-2021
SALARIES AND EMPLOYEE BENEFITS						
50100 SALARIES AND WAGES	22,320.17	22,877.43	22,163.00	23,385.00	23,385.00	23,385.00
50200 DEFERRED COMP COUNTY MATCH	60.00	240.01	240.00	240.00	240.00	240.00
50300 RETIREMENT - EMPLOYER'S SHARE	1,971.32	2,033.80	2,099.00	2,354.00	2,354.00	2,354.00
50304 RETIREMENT-MISC UNFUNDED LIABILITY	3,167.04	3,387.00	3,921.00	4,331.00	4,355.00	4,355.00
50310 FICA/MEDICARE - EMPLOYER'S SHARE	1,573.86	1,611.92	1,714.00	1,807.00	1,807.00	1,807.00
50400 EMPLOYEE GROUP INSURANCE	8,463.70	8,606.86	8,853.00	9,196.00	9,196.00	9,196.00
TOTAL SALARIES/EMPLOYEE BENEFITS	37,556.09	38,757.02	38,990.00	41,313.00	41,337.00	41,337.00
SERVICES AND SUPPLIES						
51200 COMMUNICATIONS	378.88	336.16	335.00	338.00	338.00	338.00
51760 MAINTENANCE - PROGRAMS	1,068.36	1,085.52	1,268.00	1,284.00	1,284.00	1,284.00
52200 OFFICE EXPENSES	313.31	(980.71)	450.00	450.00	450.00	450.00
52211 G.S.A. DEPT. COST ALLOCATION	6,619.00	6,013.00	9,337.00	6,931.00	6,931.00	6,931.00
52300 PROFESSIONAL/SPECIALIZED SERVICES	0.00	416.70	0.00	0.00	0.00	0.00
52800 SPECIAL DEPARTMENTAL EXPENSE	109.00	94.00	100.00	100.00	100.00	100.00
53000 UTILITIES	4,144.09	4,127.99	3,900.00	3,900.00	3,900.00	3,900.00
TOTAL SERVICES AND SUPPLIES	12,632.64	11,092.66	15,390.00	13,003.00	13,003.00	13,003.00
58900 A87 - COUNTYWIDE COST ALLOC PLAN	34,823.00	33,193.00	29,064.00	936.00	936.00	936.00
GRAND TOTAL - ARCHIVES	85,011.73	83,042.68	83,444.00	55,252.00	55,276.00	55,276.00

State Controller Schedules
County Budget Act

COUNTY OF AMADOR
Financing Sources Detail by Budget Unit
Fiscal Year 2020-2021

Budget Unit: 7210 Archives
Function: Recreation & Cultural Services
Activity: Cultural Services

Revenue	ACTUAL 2017-2018	ACTUAL 2018-2019	ADOPTED 2019-2020	BASE BUDGET 2020-2021	REQUESTED 2020-2021	RECOMMENDED 2020-2021
47890 Miscellaneous	0.00	0.00	0.00	0.00	0.00	0.00
Total Revenues	0.00	0.00	0.00	0.00	0.00	0.00
Total Expenditures	85,011.73	83,042.68	83,444.00	55,252.00	55,276.00	55,276.00
Requested Contribution	83,281.00	83,042.68	83,444.00	55,252.00	55,276.00	55,276.00
General Fund Contribution	85,011.73	83,042.68	83,444.00	55,252.00	55,252.00	55,276.00
DEPARTMENT REDUCTION					(24.00)	0.00

COUNTY OF AMADOR
Operation of Internal Service Fund
Fiscal Year 2020-2021

FINANCING USES CLASSIFICATION	ACTUAL 2017-2018	ACTUAL 2018-2019	ADOPTED 2019-2020	BASE BUDGET 2020-2021	REQUESTED 2020-2021	RECOMMENDED 2020-2021
OPERATING INCOME:						
REVENUES						
44100 INTEREST	11,253.89	21,335.56	7,500.00	7,500.00	9,500.00	9,500.00
46009 CHARGES FOR SERVICES	981,586.38	1,118,682.48	717,600.00	717,600.00	734,200.00	734,410.00
460091 CHARGES FOR SERVICES-AGENCIES	167,986.21	128,773.03	90,000.00	90,000.00	95,000.00	95,000.00
47890 MISCELLANEOUS REVENUE	12,223.30	179,934.11	16,400.00	16,400.00	16,400.00	16,400.00
TOTAL OPERATING INCOME	1,173,049.78	1,448,725.18	831,500.00	831,500.00	855,100.00	855,310.00
FUND BALANCE (101280)	40,066.00	122,996.00	252,529.00	252,529.00	93,000.00	93,000.00
REPLACEMENT FUND BALANCE	194,515.90	449,898.73	390,500.00	390,500.00	1,094,700.00	1,094,700.00
TOTAL FINANCING SOURCES	1,407,631.68	2,021,619.91	1,474,529.00	1,474,529.00	2,042,800.00	2,043,010.00
OPERATING EXPENSES:						
SALARIES AND EMPLOYEE BENEFITS						
50100 SALARIES AND WAGES	155,405.65	160,619.97	194,584.00	207,003.00	207,003.00	207,003.00
50200 DEFERRED COMP COUNTY MATCH	15.00	60.00	60.00	60.00	60.00	60.00
50300 RETIREMENT - EMPLOYER'S SHARE	13,636.05	14,176.22	18,388.00	20,738.00	20,738.00	20,738.00
50304 RETIREMENT-MISC UNFUNDED LIABILITY	20,453.04	23,597.00	34,353.00	38,153.00	38,153.00	38,363.00
50310 FICA/MEDICARE - EMPLOYER'S SHARE	11,472.74	11,697.61	14,890.00	15,840.00	15,840.00	15,840.00
50400 EMPLOYEE GROUP INSURANCE	30,121.21	30,454.88	35,186.00	36,550.00	36,550.00	36,550.00
50500 WORKER'S COMPENSATION INSURANCE	8,071.22	5,299.62	5,211.00	4,371.00	4,371.00	4,371.00
TOTAL SALARIES/EMPLOYEE BENEFITS	239,174.91	245,905.30	302,672.00	322,715.00	322,715.00	322,925.00
SERVICES AND SUPPLIES						
51100 CLOTHING & PERSONAL SUPPLIES	0.00	164.86	370.00	370.00	370.00	370.00
51200 COMMUNICATIONS	626.86	671.30	750.00	750.00	990.00	990.00
51500 INSURANCE	1,449.00	1,294.00	3,700.00	3,700.00	3,700.00	3,700.00
51700 MAINTENANCE - EQUIPMENT	111,627.09	105,563.68	156,280.00	156,280.00	165,000.00	165,000.00
51760 MAINTENANCE - PROGRAMS	809.76	1,351.99	1,895.00	1,895.00	1,948.00	1,948.00
51800 MAINTENANCE - BLDGS/IMPROVEMENTS	0.00	0.00	500.00	500.00	500.00	500.00
52200 OFFICE EXPENSES	365.35	366.43	550.00	550.00	550.00	550.00
52211 G.S.A. DEPT. COST ALLOCATION	4,559.00	5,856.00	10,699.00	10,779.00	10,779.00	10,779.00
52300 PROFESSIONAL & SPECIALIZED SERVICES	41.62	225.53	200.00	200.00	200.00	200.00
52400 PUBLICATIONS AND LEGAL NOTICES	0.00	131.52	250.00	250.00	250.00	250.00
52500 RENTS, LEASES- EQUIPMENT	135.87	102.86	500.00	500.00	550.00	550.00
52870 STAFF TRAINING	0.00	0.00	700.00	700.00	700.00	700.00
52900 G.S.A. AND IN-COUNTY TRAVEL	286,065.90	319,855.31	335,000.00	335,000.00	375,200.00	375,200.00
52910 MEETINGS & CONVENTIONS	0.00	0.00	500.00	500.00	500.00	500.00
53000 UTILITIES	25,676.64	27,496.64	32,412.00	32,412.00	36,539.00	36,539.00
TOTAL SERVICES AND SUPPLIES	431,357.09	463,080.12	544,306.00	544,386.00	597,776.00	597,776.00
54000 COUNTY-WIDE COST PLAN	32,333.00	25,849.00	22,181.00	27,609.00	27,609.00	27,609.00
FIXED ASSETS						
56200 EQUIPMENT	0.00	0.00	0.00	0.00	0.00	0.00
56260 EQUIPMENT - REPLACEMENT FUND	194,515.90	449,898.73	390,500.00	390,500.00	1,094,700.00	1,094,700.00
TOTAL FIXED ASSETS	194,515.90	449,898.73	390,500.00	390,500.00	1,094,700.00	1,094,700.00
TOTAL OPERATING EXPENSES	897,380.90	1,184,733.15	1,259,659.00	1,285,210.00	2,042,800.00	2,043,010.00
NET INCOME (LOSS) - G.S.A. MOTOR POOL	510,250.78	836,886.76	214,870.00	189,319.00	0.00	0.00

GSA Motor Pool Fund: #28000

COUNTY OF AMADOR
Operation of Internal Service Fund
Fiscal Year 2020-2021

FINANCING USES CLASSIFICATION	ACTUAL 2017-2018	ACTUAL 2018-2019	ADOPTED 2019-2020	BASE BUDGET 2020-2021	REQUESTED 2020-2021	RECOMMENDED 2020-2021
OPERATING INCOME:						
44100 INTEREST	945.09	2,215.04	550.00	550.00	850.00	850.00
46009 CHGS. FOR SERVICES	631,090.84	731,799.80	840,100.00	840,100.00	825,471.00	825,632.00
460091 CHGS. FOR SERVICES-AGENCIES	6,208.08	6,129.63	6,200.00	6,200.00	6,200.00	6,200.00
47890 MISC REVENUE	6,552.95	3,490.35	5,000.00	5,000.00	5,000.00	5,000.00
47940 OPERATING TRANSFERS	104,844.00	0.00	84,128.00	0.00	0.00	0.00
TOTAL OPERATING INCOME	749,640.96	743,634.82	935,978.00	851,850.00	837,521.00	837,682.00
FUND BALANCE	89,768.00	80,910.00	76,054.00	76,054.00	61,500.00	61,500.00
TOTAL FINANCING SOURCES	839,408.96	824,544.82	1,012,032.00	927,904.00	899,021.00	899,182.00
OPERATING EXPENSES:						
SALARIES AND EMPLOYEE BENEFITS						
50100 SALARIES AND WAGES	170,677.05	174,323.46	148,581.00	161,382.00	161,382.00	161,382.00
50102 OVERTIME	0.00	43.60	0.00	0.00	0.00	0.00
50200 DEFERRED COMP COUNTY MATCH	59.98	220.03	60.00	60.00	60.00	60.00
50300 RETIREMENT - EMPLOYER'S SHARE	14,505.95	15,171.09	13,842.00	15,875.00	15,875.00	15,875.00
50304 RETIREMENT-MISC UNFUNDED LIABILITY	21,690.96	25,509.00	25,860.00	29,206.00	29,206.00	29,367.00
50310 FICA/MEDICARE - EMPLOYER'S SHARE	12,456.69	12,489.80	11,371.00	12,350.00	12,350.00	12,350.00
50400 EMPLOYEE GROUP INSURANCE	26,650.95	36,769.92	37,840.00	39,284.00	39,284.00	39,284.00
50500 WORKER'S COMPENSATION INSURANCE	547.91	525.91	517.00	436.00	436.00	436.00
50600 UNEMPLOYMENT INSURANCE	0.00	231.00	0.00	0.00	0.00	0.00
TOTAL SALARIES/EMPLOYEE BENEFITS	246,589.49	265,283.81	238,071.00	258,593.00	258,593.00	258,754.00
SERVICES AND SUPPLIES						
51100 CLOTHING AND PERSONAL SUPPLIES	74.71	123.64	185.00	185.00	185.00	185.00
51200 COMMUNICATIONS	2,161.09	2,218.04	2,335.00	2,335.00	2,550.00	2,550.00
51500 INSURANCE	131,073.00	118,738.00	174,504.00	206,700.00	206,700.00	206,700.00
51700 MAINTENANCE - EQUIPMENT	0.00	0.00	1,000.00	1,000.00	500.00	500.00
51760 MAINTENANCE - PROGRAMS	3,082.12	3,087.88	4,200.00	4,200.00	4,500.00	4,500.00
51800 MAINTENANCE - BLDGS/IMPROVEMENTS	0.00	0.00	500.00	500.00	450.00	450.00
52000 MEMBERSHIPS	510.00	130.00	530.00	530.00	530.00	530.00
52200 OFFICE EXPENSES	680.86	810.80	1,200.00	1,200.00	1,000.00	1,000.00
52250 OFFICE EXPENSES - OTHER DEPTS.	197,623.17	221,757.67	239,721.00	239,721.00	269,293.00	269,293.00
52251 COPIER POOL	20,821.68	18,345.15	65,000.00	65,000.00	35,700.00	35,700.00
52300 PROFESSIONAL/SPECIALIZED SERVICE	47.00	267.50	150.00	150.00	150.00	150.00
52400 PUBLICATIONS AND LEGAL NOTICES	98.04	97.80	400.00	400.00	400.00	400.00
52500 RENTS, LEASES- EQUIPMENT	12,041.63	9,221.15	5,870.00	5,870.00	1,950.00	1,950.00
52700 MINOR EQUIPMENT	0.00	0.00	250.00	250.00	250.00	250.00
52870 STAFF TRAINING	593.99	186.75	700.00	700.00	450.00	450.00
52900 G.S.A. AND IN-COUNTY TRAVEL	8,744.57	8,661.91	12,400.00	12,400.00	13,600.00	13,600.00
52910 MEETINGS AND CONVENTIONS	0.00	0.00	700.00	700.00	450.00	450.00
53000 UTILITIES	24,675.92	20,070.87	31,678.00	31,678.00	36,082.00	36,082.00
TOTAL SERVICES AND SUPPLIES	402,227.78	403,717.16	541,323.00	573,519.00	574,740.00	574,740.00
OTHER CHARGES						
54000 COUNTY-WIDE COST PLAN	71,660.00	79,189.00	67,051.00	65,688.00	65,688.00	65,688.00
TOTAL OTHER CHARGES	71,660.00	79,189.00	67,051.00	65,688.00	65,688.00	65,688.00
FIXED ASSETS						
56200 EQUIPMENT	0.00	0.00	84,128.00	0.00	0.00	0.00
TOTAL FIXED ASSETS	0.00	0.00	84,128.00	0.00	0.00	0.00
TOTAL OPERATING EXPENSES	720,477.27	748,189.97	930,573.00	897,800.00	899,021.00	899,182.00
NET INCOME (LOSS) - G.S.A. SUPPORT SERVICES	118,931.69	76,354.85	81,459.00	30,104.00	0.00	0.00

GSA Support Services Fund: #28200

COUNTY OF AMADOR
 Operation of Internal Service Fund
 Fiscal Year 2020-2021

State Controller Schedules
 County Budget Act

Schedule 10
 Budget Unit: 7890 Communications

FINANCING USES CLASSIFICATION	ACTUAL 2017-2018	ACTUAL 2018-2019	ADOPTED 2019-2020	BASE BUDGET 2020-2021	REQUESTED 2020-2021	RECOMMENDED 2020-2021
OPERATING INCOME:						
46009 CHARGES FOR SERVICES	110,378.46	113,933.90	119,100.00	119,100.00	117,587.00	117,587.00
TOTAL OPERATING INCOME	110,378.46	113,933.90	119,100.00	119,100.00	117,587.00	117,587.00
FUND BALANCE	29,260.00	17,063.00	17,648.00	17,648.00	1,664.00	1,664.00
TOTAL FINANANCING SOURCES	139,638.46	130,996.90	136,748.00	136,748.00	119,251.00	119,251.00
 OPERATING EXPENSES:						
SERVICES AND SUPPLIES						
51202 COMMUNICATIONS - OTHER DEPTS	102,634.95	92,828.86	94,680.00	94,680.00	94,680.00	94,680.00
51700 MAINTENANCE - EQUIPMENT	6,095.14	401.68	7,104.00	7,104.00	7,104.00	7,104.00
52211 G.S.A. DEPT. COST ALLOCATION	3,272.00	3,202.00	6,014.00	2,898.00	2,898.00	2,898.00
52300 PROFESSIONAL AND SPECIALIZED SERVICE:	6,862.40	11,834.51	12,500.00	12,500.00	12,500.00	12,500.00
52500 RENTS, LEASES-EQUIPMENT	229.34	120.89	0.00	0.00	0.00	0.00
TOTAL SERVICES AND SUPPLIES	119,093.83	108,387.94	120,298.00	117,182.00	117,182.00	117,182.00
 FIXED ASSETS						
56200 EQUIPMENT	0.00	0.00	0.00	0.00	0.00	0.00
TOTAL FIXED ASSETS	0.00	0.00	0.00	0.00	0.00	0.00
58900 A87 - COUNTYWIDE COST ALLOC PLAN	3,310.00	1,614.00	1,536.00	2,069.00	2,069.00	2,069.00
TOTAL OPERATING EXPENSES	122,403.83	110,001.94	121,834.00	119,251.00	119,251.00	119,251.00
NET INCOME (LOSS) - COMMUNICATIONS	17,234.63	20,994.96	14,914.00	17,497.00	0.00	0.00

Communications Fund: #25200

COUNTY OF AMADOR
Operation of Enterprise Fund
Fiscal Year 2020-2021

FINANCING USES CLASSIFICATION	ACTUAL 2017-2018	ACTUAL 2018-2019	ADOPTED 2019-2020	BASE BUDGET 2020-2021	REQUESTED 2020-2021	RECOMMENDED 2020-2021
OPERATING INCOME:						
44100 INTEREST	327.74	335.26	0.00	0.00	0.00	0.00
44200 RENTS & CONCESSIONS	184,354.30	169,614.12	193,800.00	193,800.00	193,800.00	193,800.00
45040 STATE AID FOR AIRPORT	10,365.00	14,318.00	10,000.00	10,000.00	17,500.00	10,000.00
45630 FEDERAL AID AIRPORT	74,324.00	244,122.00	0.00	0.00	150,000.00	197,000.00
46009 CHARGES FOR SERVICES	0.00	175,243.17	175,470.00	175,470.00	175,470.00	177,000.00
47890 MISCELLANEOUS REVENUE	154,641.79	0.00	0.00	0.00	0.00	0.00
FINANCING SOURCES	424,012.83	603,632.55	379,270.00	379,270.00	536,770.00	577,800.00
FUND BALANCE (29000)	30,853.35	4,853.00	0.00	0.00	1,241.00	2,000.00
TOTAL OPERATING INCOME	454,866.18	608,485.55	379,270.00	379,270.00	538,011.00	579,800.00
OPERATING EXPENSES:						
SALARIES AND EMPLOYEE BENEFITS						
50100 SALARIES AND WAGES	88,092.43	89,186.04	86,418.00	91,186.00	91,186.00	91,186.00
50300 RETIREMENT - EMPLOYER'S SHARE	7,732.62	7,880.61	8,133.00	9,126.00	9,126.00	9,126.00
50304 RETIREMENT-MISC UNFUNDED LIABILITY	11,612.04	13,129.00	15,194.00	16,790.00	16,790.00	16,882.00
50310 FICA/MEDICARE - EMPLOYER'S SHARE	6,528.72	6,550.99	6,611.00	6,976.00	6,976.00	6,976.00
50400 EMPLOYEE GROUP INSURANCE	21,312.06	21,517.19	22,132.00	22,990.00	22,990.00	22,990.00
50500 WORKER'S COMPENSATION INSURANCE	5,012.96	3,806.68	3,743.00	1,175.00	1,175.00	1,175.00
TOTAL SALARIES/EMPLOYEE BENEFITS	140,290.83	142,070.51	142,231.00	148,243.00	148,243.00	148,335.00
SERVICES AND SUPPLIES						
51200 COMMUNICATIONS	1,078.80	954.32	1,200.00	1,200.00	1,145.00	1,145.00
51400 HOUSEHOLD EXPENSE	2,282.97	2,295.25	2,540.00	2,540.00	2,540.00	2,540.00
51500 INSURANCE	3,267.00	3,267.00	3,000.00	3,000.00	3,000.00	3,000.00
51700 MAINTENANCE-EQUIPMENT	8,260.55	6,442.36	7,000.00	7,000.00	7,000.00	7,000.00
51760 MAINTENANCE - PROGRAMS	821.52	721.76	793.00	793.00	793.00	793.00
51800 MAINTENANCE-BLDGS/IMPROVEMENTS	1,286.95	1,051.38	988.00	988.00	1,000.00	1,000.00
52000 MEMBERSHIPS	170.00	170.00	170.00	170.00	170.00	170.00
52200 OFFICE EXPENSES	788.03	899.35	1,000.00	1,000.00	1,000.00	1,000.00
52211 G.S.A. DEPT COST ALLOCATION	11,863.00	15,210.00	14,798.00	10,850.00	10,850.00	10,850.00
52355 OTHER	2,328.00	2,096.00	3,000.00	3,000.00	3,000.00	3,000.00
52393 SPECIAL PROJECTS	78,559.58	260,881.11	0.00	0.00	167,000.00	177,000.00
52500 RENTS, LEASES-EQUIPMENT	0.00	25.20	0.00	0.00	0.00	0.00
52700 MINOR EQUIPMENT	0.00	0.00	0.00	0.00	1,270.00	1,270.00
52800 SPECIAL DEPARTMENTAL EXPENSE	1,992.30	1,987.43	2,150.00	2,150.00	1,900.00	1,900.00
52900 AVIATION FUEL	147,595.11	136,206.97	135,000.00	135,000.00	140,000.00	140,000.00
53000 UTILITIES	41,058.85	42,046.22	42,000.00	42,000.00	43,000.00	43,000.00
TOTAL SERVICES AND SUPPLIES	301,352.66	474,254.35	213,639.00	209,691.00	383,668.00	393,668.00
OTHER CHARGES						
55000 LOAN REPAYMENT	0.00	0.00	23,400.00	23,400.00	6,100.00	6,100.00
TOTAL OTHER CHARGES	0.00	0.00	23,400.00	23,400.00	6,100.00	6,100.00
TOTAL OPERATING EXPENSES	441,643.49	616,324.86	379,270.00	381,334.00	538,011.00	548,103.00
NET INCOME (LOSS) - AIRPORT	13,222.69	(7,839.31)	0.00	(2,064.00)	0.00	31,697.00

Airport Fund: #29000

COUNTY OF AMADOR
Operation of Internal Service Fund
Fiscal Year 2020-2021

State Controller Schedules
County Budget Act

Schedule 10
Budget Unit: 7961 Worker's Compensation

FINANCING USES CLASSIFICATION	ACTUAL 2017-2018	ACTUAL 2018-2019	ADOPTED 2019-2020	BASE BUDGET 2020-2021	REQUESTED 2020-2021	RECOMMENDED 2020-2021
OPERATING INCOME:						
44100 INTEREST	4,770.94	7,432.58	0.00	0.00	0.00	0.00
47940 CHARGES	788,360.42	748,130.70	736,114.00	798,642.00	797,356.00	747,739.00
TOTAL OPERATING INCOME	793,131.36	755,563.28	736,114.00	798,642.00	797,356.00	747,739.00
FUND BALANCE CONTRIBUTION	724,156.00	726,524.00	717,955.00	717,955.00	717,955.00	717,955.00
TOTAL AVAILABLE FINANCING	1,517,287.36	1,482,087.28	1,454,069.00	1,516,597.00	1,515,311.00	1,465,694.00
OPERATING EXPENSES:						
SALARIES AND EMPLOYEE BENEFITS						
50100 SALARIES AND WAGES	105,953.56	107,202.32	104,070.00	77,515.00	77,515.00	77,515.00
50200 DEFERRED COMP COUNTY MATCH	150.00	600.00	600.00	600.00	600.00	600.00
50300 RETIREMENT - EMPLOYER'S SHARE	8,741.96	8,910.39	9,195.00	7,561.00	7,561.00	7,561.00
50304 RETIREMENT-MISC UNFUNDED LIABILITY	13,127.04	14,839.00	17,179.00	13,909.00	13,909.00	13,986.00
50310 FICA/MEDICARE - EMPLOYER'S SHARE	7,925.69	8,055.66	8,007.00	5,976.00	5,976.00	5,976.00
50400 EMPLOYEE GROUP INSURANCE	31.68	30.84	31.00	17,238.00	17,238.00	17,238.00
50500 WORKER'S COMPENSATION INSURANCE	163.14	144.56	142.00	770.00	770.00	770.00
TOTAL SALARIES/EMPLOYEE BENEFITS	136,093.07	139,782.77	139,224.00	123,569.00	123,569.00	123,646.00
SERVICES AND SUPPLIES						
51200 COMMUNICATIONS	378.88	386.52	383.00	338.00	338.00	338.00
51500 INSURANCE AND BONDS	627,805.00	570,044.00	528,629.00	647,096.00	647,096.00	597,402.00
51501 WORKERS COMPENSATION-First Aid	0.00	0.00	2,500.00	2,500.00	2,500.00	2,500.00
51760 MAINTENANCE - PROGRAMS	1,249.52	1,305.72	1,393.00	1,427.00	1,427.00	1,427.00
52000 MEMBERSHIPS	300.00	204.56	300.00	300.00	300.00	300.00
52200 OFFICE EXPENSE	1,029.41	1,372.79	2,000.00	2,000.00	2,000.00	2,000.00
52211 G.S.A. DEPT. COST ALLOCATION	7,052.00	6,794.00	7,141.00	4,029.00	4,029.00	4,029.00
52300 PROFESSIONAL/SPECIALIZED SERVICE	8,920.85	9,383.79	10,500.00	10,500.00	10,500.00	10,500.00
52700 MINOR EQUIPMENT	0.00	0.00	0.00	0.00	0.00	0.00
52800 SPECIAL DEPARTMENTAL EXPENSE	171.92	(269.92)	250.00	250.00	250.00	250.00
52900 G.S.A. AND IN COUNTY TRAVEL	0.00	0.00	150.00	150.00	150.00	150.00
52910 MEETINGS AND CONVENTIONS	0.00	350.00	500.00	500.00	500.00	500.00
TOTAL SERVICES AND SUPPLIES	646,907.58	589,571.46	553,746.00	669,090.00	669,090.00	619,396.00
OTHER CHARGES						
54000 COUNTY-WIDE COST PLAN	6,462.00	18,786.00	13,648.00	4,697.00	4,697.00	4,697.00
TOTAL OTHER CHARGES	6,462.00	18,786.00	13,648.00	4,697.00	4,697.00	4,697.00
FIXED ASSETS						
56200 EQUIPMENT	0.00	0.00	0.00	0.00	0.00	0.00
TOTAL FIXED ASSETS	0.00	0.00	0.00	0.00	0.00	0.00
TOTAL OPERATING EXPENSES	789,462.65	748,140.23	706,618.00	797,356.00	797,356.00	747,739.00
NET INCOME (LOSS) - WORKERS COMPENSAT	727,824.71	733,947.05	747,451.00	719,241.00	717,955.00	717,955.00

Insurance Fund: #26000, Acct: 101261

COUNTY OF AMADOR
 Operation of Internal Service Fund
 Fiscal Year 2020-2021

State Controller Schedules
 County Budget Act

Schedule 10
 Budget Unit: 7962 Liability Insurance

FINANCING USES CLASSIFICATION	ACTUAL 2017-2018	ACTUAL 2018-2019	ADOPTED 2019-2020	BASE BUDGET 2020-2021	REQUESTED 2020-2021	RECOMMENDED 2020-2021
OPERATING INCOME:						
44100 INTEREST	362.74	1,933.75	0.00	0.00	0.00	0.00
46009 CHARGES FOR SERVICES	343,637.00	330,032.00	400,000.00	418,700.00	418,700.00	418,700.00
47890 MISCELLANEOUS REVENUES	9,700.00	0.00	0.00	0.00	0.00	0.00
47940 GENERAL FUND SUPPORT	195,956.00	304,000.00	150,000.00	334,095.00	334,095.00	329,645.00
TOTAL OPERATING INCOME	549,655.74	635,965.75	550,000.00	752,795.00	752,795.00	748,345.00
FUND BALANCE CONTRIBUTION	411,071.00	506,907.00	742,370.00	742,370.00	742,370.00	742,370.00
TOTAL AVAILABLE FINANCING	960,726.74	1,142,872.75	1,292,370.00	1,495,165.00	1,495,165.00	1,490,715.00
OPERATING EXPENSES:						
SERVICES AND SUPPLIES						
51500 INSURANCE AND BONDS	455,119.45	416,495.39	601,852.00	725,495.00	714,795.00	710,345.00
51504 LIABILITY-DEDUCTIBLES	0.00	0.00	38,000.00	38,000.00	38,000.00	38,000.00
TOTAL SERVICES AND SUPPLIES	455,119.45	416,495.39	639,852.00	763,495.00	752,795.00	748,345.00
OTHER CHARGES						
TOTAL OPERATING EXPENSES	455,119.45	416,495.39	639,852.00	763,495.00	752,795.00	748,345.00
NET INCOME (LOSS) - LIABILITY	505,607.29	726,377.36	652,518.00	731,670.00	742,370.00	742,370.00

Insurance Fund: #26000, Acct 101262

COUNTY OF AMADOR
 Operation of Internal Service Fund
 Fiscal Year 2020-2021

State Controller Schedules
 County Budget Act

Schedule 10
 Budget Unit: 7963 Unemployment Insurance

FINANCING USES CLASSIFICATION	ACTUAL 2017-2018	ACTUAL 2018-2019	ADOPTED 2019-2020	BASE BUDGET 2020-2021	REQUESTED 2020-2021	RECOMMENDED 2020-2021
OPERATING INCOME:						
INTEREST	334.63	357.55	0.00	0.00	0.00	0.00
47890 MISCELLANEOUS REVENUES	24,776.00	18,963.00	26,250.00	5,300.00	5,300.00	5,300.00
GENERAL FUND SUPPORT	0.00	0.00	0.00	10,000.00	10,000.00	10,000.00
TOTAL OPERATING INCOME	25,110.63	19,320.55	26,250.00	15,300.00	15,300.00	15,300.00
FUND BALANCE CONTRIBUTION	47,762.88	28,802.00	23,841.00	10,000.00	10,000.00	10,000.00
TOTAL AVAILABLE FINANCING	72,873.51	48,122.55	50,091.00	25,300.00	25,300.00	25,300.00
OPERATING EXPENSES:						
SERVICES AND SUPPLIES						
51506 UNEMPLOYMENT	43,779.00	24,013.00	35,000.00	25,000.00	25,000.00	25,000.00
52300 PROFESSIONAL/SPECIALIZED SERVICES	292.60	268.17	300.00	300.00	300.00	300.00
TOTAL SERVICES AND SUPPLIES	44,071.60	24,281.17	35,300.00	25,300.00	25,300.00	25,300.00
TOTAL OPERATING EXPENSES	44,071.60	24,281.17	35,300.00	25,300.00	25,300.00	25,300.00
NET INCOME (LOSS) - UNEMPLOYMENT	28,801.91	23,841.38	14,791.00	0.00	0.00	0.00

Insurance Fund : #26000, Acct 101263

COUNTY OF AMADOR
 Operation of Internal Service Fund
 Fiscal Year 2020-2021

State Controller Schedules
 County Budget Act

Schedule 10
 Budget Unit: 7964 Property Insurance

FINANCING USES CLASSIFICATION	ACTUAL 2017-2018	ACTUAL 2018-2019	ADOPTED 2019-2020	BASE BUDGET 2020-2021	REQUESTED 2020-2021	RECOMMENDED 2020-2021
OPERATING INCOME:						
INTEREST	305.01	395.37	0.00	0.00	0.00	0.00
46009 CHARGES FOR SERVICES	728.00	511.00	800.00	800.00	800.00	800.00
47940 GENERAL FUND SUPPORT	50,000.00	46,000.00	59,580.00	76,879.00	76,879.00	76,879.00
47890 MISCELLANEOUS REVENUE	-9,700.00	0.00	0.00	0.00	0.00	0.00
TOTAL OPERATING INCOME	41,333.01	46,906.37	60,380.00	77,679.00	77,679.00	77,679.00
FUND BALANCE CONTRIBUTION	81,915.75	71,401.00	68,546.00	68,546.00	68,546.00	68,546.00
TOTAL AVAILABLE FINANCING	123,248.76	118,307.37	128,926.00	146,225.00	146,225.00	146,225.00
OPERATING EXPENSES:						
SERVICES AND SUPPLIES						
51500 INSURANCE AND BONDS	51,848.00	49,761.00	60,380.00	76,879.00	76,879.00	71,759.00
TOTAL SERVICES AND SUPPLIES	51,848.00	49,761.00	60,380.00	76,879.00	76,879.00	71,759.00
TOTAL OPERATING EXPENSES	51,848.00	49,761.00	60,380.00	76,879.00	76,879.00	71,759.00
NET INCOME (LOSS)	71,400.76	68,546.37	68,546.00	69,346.00	69,346.00	74,466.00



**FY20-21 Recommended Budgets
Special Districts
Governed Through
Amador County Board of Supervisors**

COUNTY OF AMADOR
STATE OF CALIFORNIA
SUMMARY OF SPECIAL DISTRICT BUDGETS
FISCAL YEAR 2020-2021
RECOMMENDED BUDGET

State Controller
County Budget Act

SCHEDULE 13
GOVERNED BY:
AMADOR COUNTY
BOARD

DISTRICT	AVAILABLE FINANCING:				FINANCING REQUIREMENTS			
	ESTIMATED FUND BALANCE AVAILABLE JUNE 30, 2020	CANCELLATION OF PRIOR YEAR RESERVES/ DESIGNATIONS	ADDITIONAL FINANCING SOURCES	TOTAL AVAILABLE FINANCING	FINANCING USES	PROVISIONS FOR RESERVES AND/OR DESIGNATIONS	TOTAL FINANCING REQUIREMENTS	
VICTORY LIGHTING	45400	1,631.00	0.00	3,185.00	4,816.00	1,400.00	3,416.00	4,816.00
COUNTY SERVICE AREA #3 BOND	48000	150.00	0.00	0.00	150.00	0.00	150.00	150.00
COUNTY SERVICE AREA #4 MARTELL DRAINAGE	49000	456.00	0.00	350.00	806.00	0.00	806.00	806.00
COUNTY SERVICE AREA #5	45800	472,345.00	0.00	149,000.00	621,345.00	34,500.00	586,845.00	621,345.00
COUNTY SERVICE AREA #6	45900	0.00	0.00	11,000.00	11,000.00	11,000.00	0.00	11,000.00
COUNTY SERVICE AREA #8 CARBONDALE WATER, SEWER, ROADS	45100	(177,542.00)	175,542.00	2,000.00	0.00	0.00	0.00	0.00
TOTAL		297,040.00	175,542.00	165,535.00	638,117.00	46,900.00	591,217.00	638,117.00

COUNTY OF AMADOR
STATE OF CALIFORNIA
ANALYSIS OF FUND BALANCE UNRESERVED/UNDESIGNATED
FISCAL YEAR 2020-2021
RECOMMENDED BUDGET

State Controller
County Budget Act

SCHEDULE 14
GOVERNED BY:
AMADOR
COUNTY BOARD

LESS: FUND BALANCE
RESERVES/DESIGNATED AT JUNE 30, 2020

DISTRICT	ESTIMATED FUND BALANCE PER AUDITOR AS OF JUNE 30, 2020	ENCUMBRANCES	GENERAL & OTHER RESERVES	DESIGNATIONS	ESTIMATED FUND BALANCE UNRESERVED/ UNDESIGNATED JUNE 30, 2020
VICTORY LIGHTING	45400	55,486.00	53,855.00		1,631.00
COUNTY SERVICE AREA #3 BOND	48000	150.00	0.00		150.00
COUNTY SERVICE AREA #4 MARTELL DRAINAGE	49000	46,191.00	45,735.00		456.00
COUNTY SERVICE AREA #5	45800	1,427,694.00	65,700.00	889,649.00	472,345.00
COUNTY SERVICE AREA #6	45900	501.00	501.00		0.00
COUNTY SERVICE AREA #8 CARBONDALE WATER, SEWER, ROADS	45100	825.00	178,367.00		(177,542.00)
TOTAL		1,530,847.00	0.00	889,649.00	297,040.00

COUNTY OF AMADOR
STATE OF CALIFORNIA
DETAIL OF PROVISIONS FOR RESERVES/DESIGNATIONS OF SPECIAL DISTRICTS
(WITH SUPPLEMENTAL DATA AFFECTING RESERVE/DESIGNATION TOTALS)
FISCAL YEAR 2020-2021
RECOMMENDED BUDGET

State Controller
County Budget Act

SCHEDULE 15
GOVERNED BY:
AMADOR COUNTY
BOARD

DISTRICT	AMOUNT MADE AVAILABLE FOR FINANCING BY CANCELLATION			INCREASES OR NEW RESERVES/DESIGNATIONS TO BE PROVIDED IN BUDGET YEAR			
	RESERVES/ DESIGNATIONS AS OF JUNE 30, 2020	RECOMMENDED	APPROVED/ ADOPTED BY THE GOVERNING BOARD	RECOMMENDED	APPROVED/ ADOPTED BY THE GOVERNING BOARD	RESERVES/ DESIGNATIONS FOR BUDGET YEAR	
VICTORY LIGHTING	45400	53,855.00	0.00	0.00	3,416.00	0.00	57,271.00
COUNTY SERVICE AREA #3 BOND	48000	0.00	0.00	0.00	150.00	0.00	150.00
COUNTY SERVICE AREA #4 MARTELL DRAINAGE	49000	45,735.00	0.00	0.00	806.00	0.00	46,541.00
COUNTY SERVICE AREA #5	45800	955,349.00	0.00	0.00	586,845.00	0.00	1,542,194.00
COUNTY SERVICE AREA #6	45900	501.00	0.00	0.00	0.00	0.00	501.00
COUNTY SERVICE AREA #8 CARBONDALE WATER, SEWER, ROADS	45100	178,367.00	175,542.00	0.00	0.00	0.00	2,825.00
TOTAL		1,233,807.00	175,542.00	0.00	591,217.00	0.00	1,649,482.00

COUNTY OF AMADOR
STATE OF CALIFORNIA
VICTORY LIGHTING DISTRICT BUDGET DETAIL
FISCAL YEAR 2020-2021

State Controller
County Budget Act

SCHEDULE 16
GOVERNED BY:
BOARD OF SUPERVISORS

	ACTUAL 2017-2018	ACTUAL 2018-2019	ADOPTED 2019-2020	REQUESTED 2020-2021	RECOMMENDED 2020-2021
SERVICES AND SUPPLIES					
52200 OFFICE EXPENSE	0.00	0.00	100.00	0.00	0.00
52300 PROF & SPEC SERVICES	84.89	96.18	0.00	200.00	200.00
53000 UTILITIES	825.79	750.44	1,200.00	1,200.00	1,200.00
TOTAL SERVICES AND SUPPLIES	910.68	846.62	1,300.00	1,400.00	1,400.00
TOTAL - VICTORY LIGHTING	910.68	846.62	1,300.00	1,400.00	1,400.00

Fund 45400

COUNTY OF AMADOR
STATE OF CALIFORNIA
SPECIAL DISTRICTS
VICTORY LIGHTING DISTRICT BUDGET DETAIL
FISCAL YEAR 2020-2021

SCHEDULE 16
GOVERNED BY:
BOARD OF SUPERVISORS

State Controller
County Budget Act

	ACTUAL 2017-2018	ACTUAL 2018-2019	ADOPTED 2019-2020	REQUESTED 2020-2021	RECOMMENDED 2020-2021
SUMMARY BY SOURCE					
FUND BALANCE AVAILABLE	668.00	1,058.00	1,644.00	1,631.00	1,631.00
ADDITIONAL FINANCING SOURCES					
INTEREST	391.83	639.42	250.00	250.00	250.00
TAXES	2,942.05	3,194.09	2,900.00	2,900.00	2,900.00
HOMEOWNERS PROPERTY TAX EXEMPTION	35.00	36.68	35.00	35.00	35.00
TOTAL ADDITIONAL FINANCING SOURCES	3,368.88	3,870.19	3,185.00	3,185.00	3,185.00
TOTAL AVAILABLE FINANCING	4,036.88	4,928.19	4,829.00	4,816.00	4,816.00
SUMMARY OF FINANCING REQUIREMENTS					
FINANCING USES					
TOTAL SERVICES AND SUPPLIES	910.68	846.62	1,300.00	1,400.00	1,400.00
TOTAL FINANCING USES	910.68	846.62	1,300.00	1,400.00	1,400.00
PROVISIONS FOR RESERVES	3,126.20	4,081.57	3,529.00	1,785.00	3,416.00
TOTAL FINANCING REQUIREMENTS	4,036.88	4,928.19	4,829.00	3,185.00	4,816.00

COUNTY OF AMADOR
 STATE OF CALIFORNIA
 SPECIAL DISTRICTS
 COUNTY SERVICE AREA #3 BOND ASSESSMENT BUDGET DETAIL
 FISCAL YEAR 2020-2021

State Controller
 County Budget Act

SCHEDULE 16
 GOVERNED BY:
 BOARD OF SUPERVISORS

FINANCING USES CLASSIFICATION		ACTUAL 2017-2018	ACTUAL 2018-2019	ADOPTED 2019-2020	REQUESTED 2020-2021	RECOMMENDED 2020-2021
	OTHER CHARGES					
55000	BOND PAYMENT	0.00	0.00	0.00	0.00	0.00
55100	BOND INTEREST	0.00	0.00	0.00	0.00	0.00
	TOTAL OTHER CHARGES	0.00	0.00	0.00	0.00	0.00
GRAND TOTAL - CSA #3 BOND ASSMT		0.00	0.00	0.00	0.00	0.00

Fund 48000

COUNTY OF AMADOR
STATE OF CALIFORNIA
SPECIAL DISTRICTS
COUNTY SERVICE AREA #3 BOND ASSESSMENT BUDGET DETAIL
FISCAL YEAR 2020-2021

State Controller
County Budget Act

SCHEDULE 16
GOVERNED BY:
BOARD OF SUPERVISORS

	ACTUAL 2017-2018	ACTUAL 2018-2019	ADOPTED 2019-2020	REQUESTED 2020-2021	RECOMMENDED 2020-2021
SUMMARY BY SOURCE					
FUND BALANCE AVAILABLE	(72,508.00)	0.00	150.00	150.00	150.00
ADDITIONAL FINANCING SOURCES					
44100 - INTEREST	3,253.35	0.00	0.00	0.00	0.00
47010 - ASSESSMENTS	541.72	150.00	0.00	0.00	0.00
TOTAL ADDITIONAL FINANCING SOURCES	3,795.07	150.00	0.00	0.00	0.00
CANCELLATION OF RESERVES/DESIGNATIONS	72,508.00	0.00	0.00	0.00	0.00
TOTAL AVAILABLE FINANCING	3,795.07	150.00	150.00	150.00	150.00
SUMMARY OF FINANCING REQUIREMENTS					
FINANCING USES					
TOTAL SERVICES AND SUPPLIES	0.00	0.00	0.00	0.00	0.00
TOTAL FINANCING USES	0.00	0.00	0.00	0.00	0.00
PROVISIONS FOR RESERVES	0.00	0.00	150.00	150.00	150.00
TOTAL FINANCING REQUIREMENTS	0.00	0.00	150.00	150.00	150.00

COUNTY OF AMADOR
 STATE OF CALIFORNIA
 COUNTY SERVICE AREA #4 MARTELL DRAINAGE DISTRICT BUDGET DETAIL
 FISCAL YEAR 2020-2021

State Controller
 County Budget Act

SCHEDULE 16
 GOVERNED BY:
 BOARD OF SUPERVISORS

FINANCING USES CLASSIFICATION		ACTUAL 2017-2018	ACTUAL 2018-2019	ADOPTED 2019-2020	REQUESTED 2020-2021	RECOMMENDED 2020-2021
	SERVICES AND SUPPLIES					
52300	PROFESSIONAL & SPEC SERVICES	0.00	0.00	0.00	0.00	0.00
	TOTAL SERVICES AND SUPPLIES	0.00	0.00	0.00	0.00	0.00
GRAND TOTAL - CSA #4 MARTELL DRAINAGE		0.00	0.00	0.00	0.00	0.00

Fund 49000

COUNTY OF AMADOR
STATE OF CALIFORNIA
SPECIAL DISTRICTS
COUNTY SERVICE AREA #4 MARTELL DRAINAGE
FISCAL YEAR 2020-2021

SCHEDULE 16
GOVERNED BY:
BOARD OF SUPERVISORS

State Controller
County Budget Act

	ACTUAL 2017-2018	ACTUAL 2018-2019	ADOPTED 2019-2020	REQUESTED 2020-2021	RECOMMENDED 2020-2021
SUMMARY BY SOURCE					
FUND BALANCE AVAILABLE	10,213.00	10,100.00	10,684.00	456.00	456.00
ADDITIONAL FINANCING SOURCES					
44100 - INTEREST	373.45	583.76	350.00	350.00	350.00
TOTAL ADDITIONAL FINANCING SOURCES	373.45	583.76	350.00	350.00	350.00
CANCELATION OF RESERVES/DESIGNATIONS	0.00	0.00	0.00	0.00	0.00
TOTAL AVAILABLE FINANCING	10,586.45	10,683.76	11,034.00	806.00	806.00
SUMMARY OF FINANCING REQUIREMENTS					
FINANCING USES					
TOTAL SERVICES AND SUPPLIES	0.00	0.00	0.00	0.00	0.00
TOTAL FINANCING USES	0.00	0.00	0.00	0.00	0.00
PROVISIONS FOR RESERVES	413.00	0.00	11,034.00	806.00	806.00
TOTAL FINANCING REQUIREMENTS	413.00	0.00	11,034.00	806.00	806.00

COUNTY OF AMADOR
 STATE OF CALIFORNIA
 COUNTY SERVICE AREA #5 COUNTY SIDE ROAD MAINTENANCE DISTRICT BUDGET DETAIL
 FISCAL YEAR 2020-2021

SCHEDULE 16
 GOVERNED BY:
 BOARD OF SUPERVISORS

State Controller
 County Budget Act

FINANCING USES CLASSIFICATION		ACTUAL 2017-2018	ACTUAL 2018-2019	ADOPTED 2019-2020	REQUESTED 2020-2021	RECOMMENDED 2020-2021
SERVICES AND SUPPLIES						
52300	PROFESSIONAL & SPECIALIZED SERVICES	0.00	186.71	3,000.00	3,000.00	3,000.00
52310	PUBLIC WORKS CHARGES	0.00	115,217.50	120,000.00	25,000.00	25,000.00
53000	UTILITIES	4,893.35	5,084.98	6,500.00	6,500.00	6,500.00
	TOTAL SERVICES AND SUPPLIES	4,893.35	120,489.19	129,500.00	34,500.00	34,500.00
	GRAND TOTAL - CSA #5 ROAD MAINTENANCE	4,893.35	120,489.19	129,500.00	34,500.00	34,500.00

Fund 45800

COUNTY OF AMADOR
 STATE OF CALIFORNIA
 SPECIAL DISTRICTS
 COUNTY SERVICE AREA #5 COUNTY WIDE ROAD MAINTENANCE DISTRICT BUDGET DETAIL
 FISCAL YEAR 2020-2021

State Controller
 County Budget Act

	ACTUAL 2017-2018	ACTUAL 2018-2019	ADOPTED 2019-2020	REQUESTED 2020-2021	RECOMMENDED 2020-2021
SUMMARY BY SOURCE					
FUND BALANCE AVAILABLE	(2,396.00)	(65,700.00)	(65,700.00)	0.00	0.00
ADDITIONAL FINANCING SOURCES					
44100 - INTEREST	9,426.05	15,610.25	9,000.00	9,000.00	9,000.00
47010 - ASSESSMENTS	131,251.38	135,174.68	131,000.00	140,000.00	140,000.00
TOTAL ADDITIONAL FINANCING SOURCES	140,677.43	150,784.93	140,000.00	149,000.00	149,000.00
CANCELLATION OF RESERVES	0.00	0.00	55,200.00	0.00	0.00
TOTAL AVAILABLE FINANCING	138,281.43	85,084.93	129,500.00	149,000.00	149,000.00
SUMMARY OF FINANCING REQUIREMENTS					
FINANCING USES					
TOTAL SERVICES AND SUPPLIES	4,893.35	120,489.19	129,500.00	34,500.00	34,500.00
TOTAL FINANCING USES	4,893.35	120,489.19	129,500.00	34,500.00	34,500.00
PROVISIONS FOR DESIGNATIONS	133,388.08	(35,404.26)	0.00	114,500.00	114,500.00
TOTAL FINANCING REQUIREMENTS	138,281.43	85,084.93	129,500.00	149,000.00	149,000.00

COUNTY OF AMADOR
 STATE OF CALIFORNIA
 COUNTY SERVICE AREA #6 SEWERAGE MONITORING BUDGET
 DETAIL
 FISCAL YEAR 2020-2021

SCHEDULE 16
 GOVERNED BY:
 BOARD OF SUPERVISORS

State Controller
 County Budget Act

FINANCING USES CLASSIFICATION

	ACTUAL 2017-2018	ACTUAL 2018-2019	ADOPTED 2019-2020	REQUESTED 2020-2021	RECOMMENDED 2020-2021
SERVICES AND SUPPLIES					
52491 ENVIRONMENTAL HEALTH SERVICES	9,000.00	11,000.00	9,500.00	11,000.00	11,000.00
TOTAL SERVICES AND SUPPLIES	9,000.00	11,000.00	9,500.00	11,000.00	11,000.00
GRAND TOTAL - CSA #6 SEWERAGE	9,000.00	11,000.00	9,500.00	11,000.00	11,000.00

Fund 45900

COUNTY OF AMADOR
STATE OF CALIFORNIA
SPECIAL DISTRICTS
COUNTY SERVICE AREA #6 SEWERAGE MONITORING BUDGET DETAIL
FISCAL YEAR 2020-2021

SCHEDULE 16
GOVERNED BY:
BOARD OF SUPERVISORS

State Controller
County Budget Act

	ACTUAL 2017-2018	ACTUAL 2018-2019	ADOPTED 2019-2020	REQUESTED 2020-2021	RECOMMENDED 2020-2021
SUMMARY BY SOURCE					
FUND BALANCE AVAILABLE	872.00	453.00	(935.00)	0.00	0.00
ADDITIONAL FINANCING SOURCES					
44100 - INTEREST	32.20	56.63	0.00	0.00	0.00
47010 - TAXES/SPECIAL ASSESSMENTS	9,421.50	10,008.00	9,500.00	11,000.00	11,000.00
TOTAL ADDITIONAL FINANCING SOURCES	9,453.70	10,064.63	9,500.00	11,000.00	11,000.00
CANCELLATION OF RESERVES/DESIGNATIONS	0.00	0.00	935.00	0.00	0.00
TOTAL AVAILABLE FINANCING	10,325.70	10,517.63	9,500.00	11,000.00	11,000.00
SUMMARY OF FINANCING REQUIREMENTS					
FINANCING USES					
TOTAL SERVICES AND SUPPLIES	9,000.00	11,000.00	9,500.00	11,000.00	11,000.00
TOTAL FINANCING USES	9,000.00	11,000.00	9,500.00	11,000.00	11,000.00
PROVISIONS FOR RESERVES	872.00	453.00	0.00	0.00	0.00
TOTAL FINANCING REQUIREMENTS	9,872.00	11,453.00	9,500.00	11,000.00	11,000.00

COUNTY OF AMADOR
 STATE OF CALIFORNIA
 COUNTY SERVICE AREA #8 DISTRICT
 BUDGET DETAIL
 FISCAL YEAR 2020-2021

State Controller
 County Budget Act

SCHEDULE 16
 GOVERNED BY:
 BOARD OF SUPERVISORS

FINANCING USES CLASSIFICATION

	ACTUAL 2017-2018	ACTUAL 2018-2019	ADOPTED 2019-2020	REQUESTED 2020-2021	RECOMMENDED 2020-2021
SERVICES AND SUPPLIES					
52300 PROFESSIONAL/SPECIALIZED SERVICES	0.00	0.00	0.00	0.00	0.00
TOTAL SERVICES AND SUPPLIES	0.00	0.00	0.00	0.00	0.00
GRAND TOTAL - CSA #8 CARBONDALE	0.00	0.00	0.00	0.00	0.00

Fund 45100

COUNTY OF AMADOR
STATE OF CALIFORNIA
SPECIAL DISTRICTS
COUNTY SERVICE AREA #8 CARBONDALE DISTRICT BUDGET DETAIL
FISCAL YEAR 2020-2021

State Controller
County Budget Act

SCHEDULE 16
GOVERNED BY:
BOARD OF SUPERVISORS

	ACTUAL 2017-2018	ACTUAL 2018-2019	ADOPTED 2019-2020	REQUESTED 2020-2021	RECOMMENDED 2020-2021
SUMMARY BY SOURCE					
FUND BALANCE AVAILABLE	18,808.00	24,646.00	(10,218.00)	(177,542.00)	(177,542.00)
ADDITIONAL FINANCING SOURCES					
44100 - INTEREST	1,431.05	2,282.49	2,000.00	2,000.00	2,000.00
47890 - MISC	6,863.73	0.00	0.00	0.00	0.00
TOTAL ADDITIONAL FINANCING SOURCES	8,294.78	2,282.49	2,000.00	2,000.00	2,000.00
CANCELLATION OF RESERVES/DESIGNATIONS	0.00	0.00	8,218.00	0.00	175,542.00
TOTAL AVAILABLE FINANCING	27,102.78	26,928.49	0.00	(175,542.00)	0.00
SUMMARY OF FINANCING REQUIREMENTS					
FINANCING USES					
TOTAL SERVICES AND SUPPLIES	0.00	0.00	0.00	0.00	0.00
TOTAL FINANCING USES	0.00	0.00	0.00	0.00	0.00
PROVISIONS FOR RESERVES	27,102.78	26,928.49	0.00	(175,542.00)	0.00
TOTAL FINANCING REQUIREMENTS	27,102.78	26,928.49	0.00	(175,542.00)	0.00