

Proposed Measure M Formula 2020-21		Previously voted and accepted by AFPA - majority vote			Measure M		
	Population	Percentage	Calls	Percentage	Measure M		
AFPD	17,880.00	53.189%	2,241.00	37.989%	45.589%	\$	1,277,526.00
JFD	4,860.00	14.457%	1,442.00	24.445%	19.451%	\$	545,069.00
IFD	4,019.00	11.956%	852.00	14.443%	13.199%	\$	369,871.00
SCFPD	2,636.00	7.842%	697.00	11.816%	9.829%	\$	275,435.00
JVFPD	2,743.00	8.160%	486.00	8.239%	8.199%	\$	229,758.00
LFPD	1,478.00	4.397%	181.00	3.068%	3.733%	\$	104,609.00
	33,616.00	100.000%	5,899.00	100.000%	100.000%	\$	2,802,268.00
<b>Measure M Formula: 44 calls removed from Jackson, 27 calls removed from Sutter Creek = 71 calls removed from total</b>							
AFPD	17,880.00	53.189%	2,241.00	38.452%	45.821%	\$	1,284,027.00
JFD	4,860.00	14.457%	1,398.00	23.988%	19.223%	\$	538,680.00
IFD	4,019.00	11.956%	852.00	14.619%	13.287%	\$	372,337.00
SCFPD	2,636.00	7.842%	670.00	11.496%	9.669%	\$	270,951.00
JVFPD	2,743.00	8.160%	486.00	8.339%	8.249%	\$	231,159.00
LFPD	1,478.00	4.397%	181.00	3.106%	3.751%	\$	105,113.00
	33,616.00	100.000%	5,828.00	100.000%	100.000%	\$	2,802,267.00
<b>Measure M Formula: 44 calls removed from Jackson, 27 removed from Sutter Creek - 71 calls added to Amador Fire station 116</b>							
AFPD	17,880.00	53.189%	2,312.00	39.193%	46.191%	\$	1,294,396.00
JFD	4,860.00	14.457%	1,398.00	23.699%	19.078%	\$	534,617.00
IFD	4,019.00	11.956%	852.00	14.443%	13.199%	\$	369,871.00
SCFPD	2,636.00	7.842%	670.00	11.358%	9.600%	\$	269,018.00
JVFPD	2,743.00	8.160%	486.00	8.239%	8.199%	\$	229,758.00
LFPD	1,478.00	4.397%	181.00	3.068%	3.733%	\$	104,609.00
	33,616.00	100.000%	5,899.00	100.000%	100.001%	\$	2,802,269.00
<b>Measure M Formula: 44 calls removed from Jackson, 27 removed from Sutter Creek - 71 calls added to Amador Fire station 116</b>							
<b>Population reflective of calls responded by agency</b>							
AFPD	15,543.00	46.237%	2,312.00	39.193%	42.715%	\$	1,196,985.00
JFD	6,332.00	18.836%	1,398.00	23.699%	21.268%	\$	595,983.00
IFD	4,556.00	13.553%	852.00	14.443%	13.998%	\$	392,258.00
SCFPD	2,964.00	8.817%	670.00	11.358%	10.088%	\$	282,688.00
JVFPD	2,743.00	8.160%	486.00	8.239%	8.199%	\$	\$229,758.00
LFPD	1,478.00	4.397%	181.00	3.068%	3.733%	\$	104,609.00
	33,616.00	100.000%	5,899.00	100.000%	100.000%	\$	2,802,281.00



# PERCENTAGES

PROPOSAL FOR MEASURE M DISTRIBUTION

## Current Distribution Method:

7 Departments/Districts: Amador Fire, Ione Fire, Jackson Fire, Jackson Valley Fire, Lockwood Fire, Plymouth Fire & Sutter Creek Fire

50% population: No definition on how population is determined, or any exclusions of populations.

50% call volume: No definition of which calls count or if private contracts are allowed to receive Measure M funding.

# MEASURE M DISTRIBUTION

	ATPD	City of Jackson	City of Lone	Sutter Creek F.P.D.	Lockwood FPD	Jackson Valley F.P.D.	Total
Allocation Nov/Dec P122 2007-09, 08 09	89,748.53	34,172.75	21,346.11	21,896.37		14,781.00	185,517.15
Allocation LWFPD P172							4,226.06
Total M + Int FY 2009-10	949,131.77	373,316.34	251,960.52	257,166.59		189,846.43	2,145,204.55
Allocation P122 2009-10	48,474.11	18,438.07	11,517.35	11,814.26		7,975.13	102,176.56
Total M FY 2010-11	950,979.48	388,088.98	256,296.84	258,637.04		191,491.55	2,150,146.99
Allocation June 2011 P172 2010-11	77,421.46	28,940.92	18,769.83	18,987.75		12,873.55	163,785.61
<b>MEASURE M</b>							
Total M FY 2011-12	1,031,102.83	430,251.28	254,128.65	272,076.22		201,272.16	2,322,257.64
Total M FY 2012-13	1,030,046.20	441,851.62	284,595.25	258,672.81		211,511.70	2,349,816.02
Total M FY 2013-14	1,089,902.63	478,513.46	305,215.98	272,104.56		225,232.54	2,500,092.58
Total M FY 2014-15	1,231,872.94	540,453.58	334,388.95	321,046.64		247,169.75	2,820,798.59
Total FY 2015-16	1,279,782.56	577,104.15	364,932.93	343,934.67		247,869.05	2,939,908.90
Total FY 2016-17	1,278,543.50	574,159.05	373,068.55	324,023.97		236,715.82	2,935,375.67
Total FY 2017-18	1,396,030.98	562,081.81	397,900.57	340,164.71		271,292.60	3,133,208.61
ALLOCATION JULY 2018 BASE (See "M Base" Excel file)	79,289.60	39,644.81	39,644.81	39,644.81		39,644.81	271,513.65
ALLOCATION AUG 2018 REMAINING BASE +	94,009.88	39,272.32	30,001.05	27,192.48		22,851.53	229,653.22
ALLOCATION SEPT 2018 (Dated Oct 1)	132,572.95	52,900.91	35,522.44	30,452.72		22,601.48	284,259.52
ALLOCATION OCT 2018	158,172.04	62,399.92	42,593.55	36,332.97		26,965.69	339,148.47
ALLOCATION NOV 2018 (Dated Dec 4)	120,145.27	47,398.11	32,201.55	27,598.02		20,487.76	257,612.41
ALLOCATION DEC 2018	123,545.99	48,739.71	33,113.02	28,379.18		21,062.55	264,904.14
ALLOCATION JAN 2019	130,176.41	51,355.46	34,890.12	29,902.27		24,192.91	279,120.92
ALLOCATION FEB (Dated March 1)	146,239.68	57,692.52	39,195.42	33,592.04		24,931.43	313,563.36
ALLOCATION MAR 2019	113,588.94	53,716.34	18,545.43	30,314.10		20,994.71	245,919.38
ALLOCATION APR 2019	128,343.92	51,741.45	32,922.12	30,007.34		22,084.00	278,498.91
ALLOCATION MAY (Dated June 3)	97,297.22	39,225.07	24,958.18	22,748.49		16,741.83	208,855.07
ALLOCATION JUNE 2019	116,022.45	46,774.09	29,761.48	27,126.53		19,963.84	249,060.03
Total FY 2018-2019	1,439,354.35	590,260.71	393,159.17	363,290.90		280,517.02	3,225,099.03
ALLOCATION JULY 2019 BASE	89,660.76	44,830.13	44,830.13	44,830.13		44,830.13	313,810.90
ALLOCATION AUG 2019 REMAINING BASE +	112,681.84	46,428.77	31,422.14	29,097.88		22,779.75	255,873.33
ALLOCATION SEPT 2019	123,461.22	49,773.00	31,669.63	28,865.74		21,243.84	265,017.85
ALLOCATION OCT 2019 (Dated 11/15/19)	136,023.58	55,643.77	35,405.10	32,270.49		23,749.56	296,276.95
ALLOCATION NOV 2019 (Dated 12/9/19)	139,748.40	56,339.13	33,847.54	32,673.76		24,046.34	299,979.39
ALLOCATION DEC 2019	114,273.18	46,068.87	29,312.76	26,717.54		19,662.86	245,295.10
ALLOCATION JAN 2020	132,416.33	53,393.31	33,966.80	30,959.53		22,784.77	284,241.04
ALLOCATION FEB 2020 (Dated 3/3/20) w/adjustment	153,178.68	72,600.57	47,318.15	38,531.64		23,995.97	347,469.30
ALLOCATION MAR 2020	99,319.92	41,232.98	26,359.37	23,520.19		16,830.27	215,248.40
ALLOCATION APR 2020	96,049.87	39,875.42	25,491.46	22,745.81		16,276.14	208,161.49
ALLOCATION MAY 2020	100,678.58	41,797.04	26,719.90	23,841.94		17,060.50	218,192.92
ALLOCATION JUNE 2020	93,590.55	38,439.51	24,822.83	22,149.20		15,849.24	202,791.56
<b>FY 2019-2020</b>	<b>1,993,021.61</b>	<b>566,902.50</b>	<b>393,165.76</b>	<b>356,203.85</b>		<b>269,109.36</b>	<b>3,151,268.23</b>



FISCAL YEAR 2018-2019

AFPD: 44.6%

Jackson: 18.3%

Ione: 12.2%

Sutter Creek: 11.3%

Lockwood: 4.9%

Jackson Valley: 8.7%

TOTALS AVERAGED:

AFPD: 44.033%

Jackson: 18.544%

Ione: 12.161%



Sutter Creek: 11.375%

Lockwood: 5.217%

Jackson Valley: 8.667%

QUESTIONS ?????

DIRECTION



# COMMITTEE FORMED

## AFPA DIRECTORS

Hal Gamble

Jake Herfel

## Chiefs

Jackson Fire – D. Mackey

Sutter Creek – D. Moreno

Ione – K. Mackey

Amador – W. White

Jackson Valley – R. Makemson



In Attendance:

Director Gamble  
Director Herfel  
Chief Moreno  
Chief K. Mackey  
Chief W. White  
Chief D. Mackey

Board of Supervisors:

Pat Crew  
Frank Axe

Meeting Tuesday May 18, 3:00 pm at Board of Supervisors Chambers

Discussion:

Allocation does not have to be 50/50 – any other way to divide?

Prop 172 allocation – history

Supervisor Axe wants to review Measure M allocation to date

Response areas and population

Cost of bringing to ballot

Percent of vote needed to pass

Funding campaign for change

Asked to report back to AFPA – direction


Meeting adjourned at 4:20

Amador County Elections: Kim Grady- 50% + 1 for the redistribution method to pass. Due to it not being a tax increase just a adjustment to the wording.

Petition for ballot measure:








# SAFER GRANT

Staffing for Adequate Fire and Emergency Response



## Objectives:

The objectives of the SAFER Program are to assist local fire departments with staffing and deployment capabilities to respond to emergencies and assure that communities have adequate protection from fire and fire-related hazards. Local fire departments accomplish this by improving staffing and deployment capabilities, so they may more effectively and safely respond to emergencies. With enhanced staffing levels, recipients should experience a reduction in response times and an increase in the number of trained personnel assembled at the incident scene.

## **ELIGIBILITY:**

R&R Activity Volunteer and combination fire departments operating in any of the 50 states, as well as fire departments in the District of Columbia, the Commonwealth of the Northern Mariana Islands, the U.S. Virgin Islands, Guam, American Samoa, the Commonwealth of Puerto Rico,<sup>1</sup> or any federally recognized Indian tribe or tribal organization. A fire department is an agency or organization having a formally recognized arrangement with a state, local, tribal, or territorial authority (city, county, parish, fire district, township, town, or other governing body) to provide fire suppression to a population within a geographically fixed primary first due response area. National, regional, state, local, tribal and nonprofit organizations representing the interests of volunteer firefighters are eligible to receive a SAFER Program award under the R&R Activity. Career fire departments are not eligible to apply for funding under the R&R Activity.



**To apply for an award under this program, all applicants must:**

- a. Apply for a Data Universal Numbering System (DUNS) number from Dun & Bradstreet
- b. Employer Identification Number (EIN) from the Internal Revenue Service;
- c. Have an account with [login.gov](http://login.gov);
- d. Register for a SAM account
- e. Register in FEMA GO
- f. Submit the complete application in FEMA GO; and
- g. Continue to maintain an active SAM registration with current information at all times during which it has an active federal award or an application or plan under consideration by a federal awarding agency.

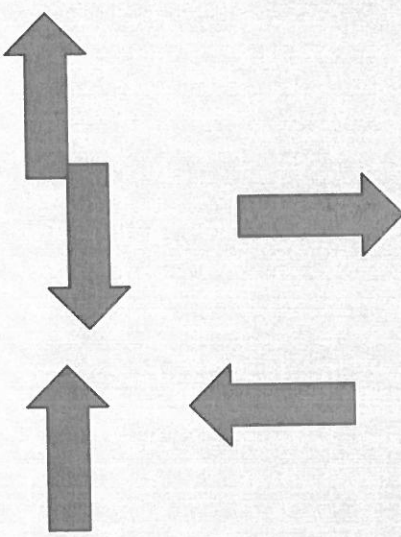


## **12, 24, 36 OR 48 MONTH PROGRAM – NO COST SHARE**

- Costs to support a Recruitment and/or Retention Coordinator, a Program Manager, and/or a Grant Administrator (including reasonable salary, fringe benefits, contract support, supplies, travel, etc.).
- Marketing Program to recruit new volunteer firefighters,
- New Member Costs – Physicals
- New recruit basic training
- Leadership/career development training
- Instructor/train-the-trainer training that is not covered under a department's normal operating budget..
- Tuition assistance for higher education
- PPE/Turnout Gear

# QUESTIONS ????

DIRECTION....



Direction given to move forward with grant funding

Grant participants:

Ione

Sutter Creek

Jackson Valley

Jackson

Lockwood & Amador – waiting on potential funding of SAFER for application

Contact: Hal Gamble

Secondary Contact: Connie Gonsalves

DUNS #

SAM Registration