

**AMADOR COUNTY BOARD OF SUPERVISORS**  
**COUNTY ADMINISTRATION CENTER**  
**BOARD OF SUPERVISORS CHAMBERS**  
810 Court Street  
Jackson, CA 95642

**TO PARTICIPATE REMOTELY CALL IN USING THE FOLLOWING NUMBER:**

+1-669-900-6833 (alternate phone numbers listed on [amadorgov.org](http://amadorgov.org))

Access Code: 758 573 6084#

**YOU MAY ALSO VIEW AND PARTICIPATE IN THE MEETING USING THIS LINK:**

<https://zoom.us/j/7585736084>

If all Board Members are present in person, public participation by Zoom is for convenience only. If the zoom feed is lost/hacked for any reason, the meeting may nevertheless go forward at the discretion of the Chair. The only assurance of live comments being received by the Board is to attend in person. The Chair will call the meeting to order and after Board input, will invite the public to comment in person and online.

**BUDGET WORKSHOP AGENDA**

**DATE:** Wednesday, April 24, 2024  
**TIME:** 9:00 AM  
**LOCATION:** COUNTY ADMINISTRATION CENTER  
BOARD OF SUPERVISORS CHAMBERS  
810 Court Street  
Jackson, CA 95642

**REGULAR SESSION \*\*9:00 A.M.\*\***

**PLEDGE OF ALLEGIANCE:**

**PUBLIC MATTERS NOT ON THE AGENDA:** Discussion items only, no action to be taken. Any person may address the Board at this time upon any subject within the jurisdiction of the Amador County Board of Supervisors; however, any matter that requires action may be referred to staff and/or Committee for a report and recommendation for possible action at a subsequent Board meeting. Please note - there is a three (3) minute limit per person.

**APPROVAL OF AGENDA:** Approval of agenda for this date; any and all off-agenda items must be approved by the Board (pursuant to §54954.2 of the Government Code.)

**1. REGULAR AGENDA:**

- 1.a. Discussion of Department Requested Budgets for 24-25 Fiscal Year.  
Suggested Action: Direction to Staff. Following Direction, staff will bring back a balanced Recommended Budget for approval by the Board in accordance with the requirements of state law. Staff anticipates that Recommended Budget will be submitted for approval at the June 11, 2024 regular Board of Supervisors meeting.  
[Budget Workshop Schedule 2024.pdf](#)  
[24-25 Budget Workshop Binder.pdf](#)

**ADJOURNMENT: UNTIL TUESDAY, MAY 14, 2024 AT 9:00 A.M. (CLOSED SESSION BEGINS AT 8:30 A.M.)**

In compliance with the Americans with Disabilities Act, if you are a disabled person and you need a disability-related modification or accommodation to participate in this meeting, please contact the Clerk of the Board staff, at (209) 223-6470 or (209) 257-0619 (fax). Requests must be made as early as possible and at least one-full business day before the start of the meeting. Assisted hearing devices are available in the Board Chambers for public use during all public meetings. Pursuant to Government Code 54957.5, all materials relating to an agenda item for an open session of a regular meeting of the Board of Supervisors which are provided to a majority or all of the members of the Board by Board members, staff or the public within 72 hours of but prior to the meeting will be available for public inspection, at and after the time of such distribution, in the office of the Clerk of the Board of Supervisors, 810 Court Street, Jackson, California 95642, Monday through Friday, between the hours of 8:00 a.m. and 5:00 p.m., except for County holidays. Materials distributed to a majority or all of the members of the Board at the meeting will be available for public inspection at the public meeting if prepared by the members of the Board or County staff and after the public meeting if prepared by some other person. Availability of materials related to agenda items for public inspection does not include materials that are exempt from public disclosure under Government Code sections 6253.5, 6254, 6254.3, 6254.7, 6254.15, 6254.16, or 6254.22.

Amador County Board of Supervisors  
2024 Budget Workshop Schedule  
April 24, 2024

9:00 AM	CAO Opening Comments		
9:20 AM	Sheriff	2210	Sheriff
		2211	Sheriff (Court Bailiffs)
		2212	Sheriff (Dispatch)
		2213	Narcotics Task Force
		2310	Jail
		2720	Coroner
		2750	Emergency Services
		2311	Jail Health Services
9:35 AM	District Attorney	2120	District Attorney
		2190	Victim/Witness Assist
9:50 AM	Probation	2350	Probation
		2390	Local Community Corrections
9:55 AM	Auditor	1200	Auditor
10:00 AM	Assessor	1220	Assessor
10:05 AM	Tax Collector	1210	Treasurer
		1230	Tax Collector
10:10 AM	Clerk/Recorder	1510	Elections
		2710	Recorder
10:20 AM	Behavioral Health	4112	Mental Health
		4113	Drug/Alcohol
10:30 AM	Social Services	5106	Social Services
		2730	Public Guardian/Conservator
		5201	Assistance Grants
		5300	General Relief
10:40 AM	Health Department	4000	Public Health
		4008	ELC Enhanced Detection
10:50 AM	Environmental Health	4030	Environmental Health
		4031	Environmental Health Grants
10:55 AM	Waste Management	4400	Waste Management
11:00 AM	Surveying	1940	Surveying
11:05 AM	Veterans Services Officer	5500	Veterans Services Officer
11:10 AM	Records Manager	1710	Records
		7210	Archives
11:15 AM	Ag Dept	2610	Ag Commissioner
11:20 AM	Building	2620	Building Dept
11:25 AM	Planning	2740	Code Enforcement
		2780	Planning
		2770	Airport Land Use
11:35 AM	Human Resources	1400	Human Resources
	Risk Manager	7961	Worker's Comp
		7962	Liability
		7963	Unemployment
		7964	Property
11:45 AM	County Counsel	1300	County Counsel
12:00 PM	Board of Supervisors	1100	Board of Supervisors
		1105	CAO
		1802	Energy Conservation Programs
		1900	Operating Transfers
		1902	Operating Transfers - Interfund
		1910	Promotion
		1990	Grant Projects
		2150	Grand Jury
		2440	Fire Protection
		2520	Water Development
		2700	Special Services
		2760	Fish and Game
		6310	UCCE
1:00 PM	GSA	1700	Facilities
		1810	County Improvement
		1815	County Improvement -Jail
		1970	Information Technology
		2180	Public Defender
		2790	Animal Control
		6200	Library
		7100	Parks/Recreation
		7200	Museum
		7800	Motor Pool
		7820	Support Services
		7890	Communications
		7900	Airport Enterprise Fund
		1120	Economic Development

Revised 4/16/24

Note: Public Works Budgets will be reviewed at the BOS meeting on 5/14  
The Recommended Budget is anticipated to be approved by the BOS on 6/11

**APPROVAL OF AGENDA:** Approval of agenda for this date; any and all off-agenda items must be approved by the Board (pursuant to §54954.2 of the Government Code.)

**1.REGULAR AGENDA:**

- 1.a. Discussion of Department Requested Budgets for 24-25 Fiscal Year.  
Suggested Action: Direction to Staff. Following Direction, staff will bring back a balanced Recommended Budget for approval by the Board in accordance with the requirements of state law. Staff anticipates that Recommended Budget will be submitted for approval at the June 11, 2024 regular Board of Supervisors meeting.  
[Budget Workshop Schedule 2024.pdf](#)  
[24-25 Budget Workshop Binder.pdf](#)

**ADJOURNMENT: UNTIL TUESDAY, MAY 14, 2024 AT 9:00 A.M. (CLOSED SESSION BEGINS AT 8:30 A.M.)**

In compliance with the Americans with Disabilities Act, if you are a disabled person and you need a disability-related modification or accommodation to participate in this meeting, please contact the Clerk of the Board staff, at (209) 223-6470 or (209) 257-0619 (fax). Requests must be made as early as possible and at least one-full business day before the start of the meeting. Assisted hearing devices are available in the Board Chambers for public use during all public meetings.

Pursuant to Government Code 54957.5, all materials relating to an agenda item for an open session of a regular meeting of the Board of Supervisors which are provided to a majority or all of the members of the Board by Board members, staff or the public within 72 hours of but prior to the meeting will be available for public inspection, at and after the time of such distribution, in the office of the Clerk of the Board of Supervisors, 810 Court Street, Jackson, California 95642, Monday through Friday, between the hours of 8:00 a.m. and 5:00 p.m., except for County holidays. Materials distributed to a majority or all of the members of the Board at the meeting will be available for public inspection at the public meeting if prepared by the members of the Board or County staff and after the public meeting if prepared by some other person. Availability of materials related to agenda items for public inspection does not include materials that are exempt from public disclosure under Government Code sections 6253.5, 6254, 6254.3, 6254.7, 6254.15, 6254.16, or 6254.22.

# Board of Supervisors Agenda Item Report

Submitting Department: Board of Supervisors

Meeting Date: April 24, 2024

## **SUBJECT**

Discussion of Department Requested Budgets for 24-25 Fiscal Year.

## **Recommendation:**

Direction to Staff. Following Direction, staff will bring back a balanced Recommended Budget for approval by the Board in accordance with the requirements of state law. Staff anticipates that Recommended Budget will be submitted for approval at the June 11, 2024 regular Board of Supervisors meeting.

## **4/5 vote required:**

No

## **Distribution Instructions:**

Budget Analyst, Corresponding Departments, Auditor-Controller, File

## **ATTACHMENTS**

- [Budget Workshop Schedule 2024.pdf](#)
- [24-25 Budget Workshop Binder.pdf](#)

Amador County Board of Supervisors  
2024 Budget Workshop Schedule  
April 24, 2024

9:00 AM	CAO Opening Comments		
9:20 AM	Sheriff	2210	Sheriff
		2211	Sheriff (Court Bailiffs)
		2212	Sheriff (Dispatch)
		2213	Narcotics Task Force
		2310	Jail
		2720	Coroner
		2750	Emergency Services
		2311	Jail Health Services
9:35 AM	District Attorney	2120	District Attorney
		2190	Victim/Witness Assist
9:50 AM	Probation	2350	Probation
		2390	Local Community Corrections
9:55 AM	Auditor	1200	Auditor
10:00 AM	Assessor	1220	Assessor
10:05 AM	Tax Collector	1210	Treasurer
		1230	Tax Collector
10:10 AM	Clerk/Recorder	1510	Elections
		2710	Recorder
10:20 AM	Behavioral Health	4112	Mental Health
		4113	Drug/Alcohol
10:30 AM	Social Services	5106	Social Services
		2730	Public Guardian/Conservator
		5201	Assistance Grants
		5300	General Relief
10:40 AM	Health Department	4000	Public Health
		4008	ELC Enhanced Detection
10:50 AM	Environmental Health	4030	Environmental Health
		4031	Environmental Health Grants
10:55 AM	Waste Management	4400	Waste Management
11:00 AM	Surveying	1940	Surveying
11:05 AM	Veterans Services Officer	5500	Veterans Services Officer
11:10 AM	Records Manager	1710	Records
		7210	Archives
11:15 AM	Ag Dept	2610	Ag Commissioner
11:20 AM	Building	2620	Building Dept
11:25 AM	Planning	2740	Code Enforcement
		2780	Planning
		2770	Airport Land Use
11:35 AM	Human Resources	1400	Human Resources
	Risk Manager	7961	Worker's Comp
		7962	Liability
		7963	Unemployment
		7964	Property
11:45 AM	County Counsel	1300	County Counsel
12:00 PM	Board of Supervisors	1100	Board of Supervisors
		1105	CAO
		1802	Energy Conservation Programs
		1900	Operating Transfers
		1902	Operating Transfers - Interfund
		1910	Promotion
		1990	Grant Projects
		2150	Grand Jury
		2440	Fire Protection
		2520	Water Development
		2700	Special Services
		2760	Fish and Game
		6310	UCCE
1:00 PM	GSA	1700	Facilities
		1810	County Improvement
		1815	County Improvement -Jail
		1970	Information Technology
		2180	Public Defender
		2790	Animal Control
		6200	Library
		7100	Parks/Recreation
		7200	Museum
		7800	Motor Pool
		7820	Support Services
		7890	Communications
		7900	Airport Enterprise Fund
		1120	Economic Development

Revised 4/16/24

Note: Public Works Budgets will be reviewed at the BOS meeting on 5/14  
The Recommended Budget is anticipated to be approved by the BOS on 6/11

**COUNTY OF AMADOR  
REQUESTED BUDGET**



FOR THE FISCAL YEAR JULY 1, 2024 TO JUNE 30, 2025

**COUNTY DEPARTMENTS - ALPHABETICAL LISTING**

**CLICK ON THE NAME OR NUMBER TO BE LINKED TO THE BUDGET PAGE**

ACCNET	2213	Grant Projects	1990
ACO General (A-87)	1800	Human Resources	1400
ACO Memorial Hall	1805	Information Technology	1970
Ag Commissioner	2610	Jail	2310
Airport	7900	Jail Health Services	2311
Airport Land Use Commission	2770	Liability Insurance	7962
American Rescue Plan Act	2753	Library	6200
Animal Control	2790	Local Community Corrections	2390
Archives	7210	Local Revenue	2050
Assessor	1220	Mental Health	4112
Assistance Grants	5201	Museum	7200
Auditor-Controller	1200	Office of Emergency Services	2750
Board of Supervisors	1100	Operating Transfers	1900
BV Landfill Project	7880	Operating Transfers-Interfund	1902
Building Department	2620	Other Health Services	4005
Chief Administrative Officer	1105	Parks & Recreation	7100
Code Enforcement	2740	Planning Department	2780
Communications	7890	Probation	2350
Cooperative Extension	6310	Promotion	1910
Coroner	2720	Property Insurance	7964
County Counsel	1300	Public Defender	2180
County Improvement	1810	Public Guardian/Conservator	2730
County Improvement - Jail Expansion	1815	Public Health	4000
District Attorney	2120	Public Works	3000
Drug/Alcohol	4113	Recorder/Clerk	2710
ELC Enhancing Detection	4008	Records Management	1710
Economic Development	1120	Sheriff	2210
Elections	1510	Sheriff Court Baliffs	2211
Energy Conservation Programs	1802	Sheriff's Dispatch	2212
Environmental Health	4030	Social Services	5106
Environmental Health - Grants	4031	Special Services	2700
Facilities Maintenance	1700	Surveying & Engineering	1940
Fire Protection	2440	Tax Collector	1230
Fish & Game	2760	Treasurer	1210
General Fund Discretionary Revenue	11000	Unemployment	7963
General Relief	5300	Veterans Services	5500
General Services Admin.- Motor Pool	7800	Victim/Witness	2190
General Services-Support Services	7820	Waste Management	4400
Grading	2550	Water Development	2520
Grand Jury	2150	Worker's Comp Ins.	7961

FUND NAME	TOTAL ESTIMATED FINANCING SOURCES				TOTAL ESTIMATED FINANCING USES				Difference Rev - Exp
	ESTIMATED FUND BALANCE UNRESERVED/ UNDESIGNATED JUNE 30, 2024	DECREASES TO RESERVES/ DESIGNATIONS/ NET ASSETS	ADDITIONAL FINANCING SOURCES	TOTAL FINANCING SOURCES	FINANCING USES	INCREASES TO RESERVES/ DESIGNATIONS/ NET ASSETS	TOTAL FINANCING USES		
<b>GOVERNMENTAL FUNDS:</b>									
MEMORIAL HALL	10500	0.00	0.00	0.00	0.00	0.00	0.00	0.00	\$0.00
GENERAL	11000	2,546,525.00	0.00	50,797,298.00	53,343,823.00	0.00	53,836,980.00	53,836,980.00	(\$493,157.00)
SOCIAL SERVICES	11600	0.00	0.00	18,455,860.00	18,455,860.00	0.00	18,455,860.00	18,455,860.00	\$0.00
BEHAVIORAL HEALTH	11700	0.00	0.00	14,134,704.00	14,134,704.00	0.00	14,134,704.00	14,134,704.00	\$0.00
HEALTH	11800	0.00	0.00	6,733,218.00	6,733,218.00	0.00	6,733,218.00	6,733,218.00	\$0.00
ROAD	12000	3,640,061.00	0.00	16,144,207.00	19,784,268.00	0.00	19,784,268.00	19,784,268.00	\$0.00
WATER DEVELOPMENT	15000	0.00	0.00	0.00	0.00	5,405.00	(5,405.00)	0.00	\$0.00
COUNTY IMPROVEMENT	18100	4,387,304.00	6,030,994.00	871,888.00	11,290,186.00	0.00	11,290,186.00	11,290,186.00	\$0.00
FISH AND GAME	20000	0.00	784.00	600.00	1,384.00	0.00	1,384.00	1,384.00	\$0.00
LOCAL REVENUE	20500	0.00	0.00	8,110,712.00	8,110,712.00	0.00	8,110,712.00	8,110,712.00	\$0.00
ELC ENHANCING DETECTION	30800	0.00	0.00	630,050.00	630,050.00	0.00	630,050.00	630,050.00	\$0.00
	30900	0.00	0.00	3,330,883.00	3,330,883.00	0.00	3,330,883.00	3,330,883.00	\$0.00
<b>TOTAL GOVERNMENTAL FUNDS</b>		<b>10,573,890.00</b>	<b>6,031,778.00</b>	<b>119,209,420.00</b>	<b>135,815,088.00</b>	<b>5,406.00</b>	<b>136,302,839.00</b>	<b>136,302,839.00</b>	<b>(\$493,157.00)</b>
<b>INTERNAL SERVICE FUNDS:</b>									
GSA - MOTOR POOL	28000	639,009.00	0.00	939,200.00	1,578,209.00	0.00	1,567,408.00	1,567,408.00	\$10,801.00
GSA - SUPPORT SERVICES	28200	197,550.00	0.00	889,450.00	1,087,000.00	0.00	1,086,979.00	1,086,979.00	\$21.00
COMMUNICATIONS	25200	8,447.00	0.00	119,023.00	127,470.00	0.00	119,023.00	119,023.00	\$8,447.00
INSURANCE	26000	796,588.00	0.00	3,322,022.00	4,118,610.00	0.00	3,645,857.00	3,645,857.00	\$472,753.00
<b>TOTAL INTERNAL SERVICE FUNDS</b>		<b>1,641,594.00</b>	<b>0.00</b>	<b>5,269,695.00</b>	<b>6,911,289.00</b>	<b>0.00</b>	<b>6,419,267.00</b>	<b>6,419,267.00</b>	<b>\$492,022.00</b>
<b>ENTERPRISE FUNDS:</b>									
BV LANDFILL PROJECT	28800	0.00	0.00	4,740,000.00	4,740,000.00	0.00	4,903,150.00	4,903,150.00	(\$163,150.00)
AIRPORT	29000	26,000.00	0.00	721,075.00	747,075.00	0.00	746,932.00	746,932.00	\$143.00
<b>TOTAL ENTERPRISE FUNDS</b>		<b>\$26,000.00</b>	<b>\$0.00</b>	<b>\$5,461,075.00</b>	<b>\$5,487,075.00</b>	<b>\$0.00</b>	<b>\$5,650,082.00</b>	<b>\$5,650,082.00</b>	<b>(\$163,007.00)</b>
<b>TRUST FUNDS:</b>									
BUENA VISTA CASINO MITIGATION	70000	0.00	0.00	0.00	0.00	0.00	0.00	0.00	\$0.00
<b>TOTAL TRUST FUNDS</b>		<b>0.00</b>	<b>0.00</b>	<b>0.00</b>	<b>0.00</b>	<b>0.00</b>	<b>0.00</b>	<b>0.00</b>	<b>\$0.00</b>
<b>TOTAL OTHER FUNDS</b>		<b>1,667,594.00</b>	<b>0.00</b>	<b>10,730,770.00</b>	<b>12,398,364.00</b>	<b>0.00</b>	<b>12,069,349.00</b>	<b>12,069,349.00</b>	<b>\$329,015.00</b>
<b>TOTAL ALL FUNDS</b>		<b>12,241,484.00</b>	<b>6,031,778.00</b>	<b>129,940,190.00</b>	<b>148,213,452.00</b>	<b>5,406.00</b>	<b>148,372,188.00</b>	<b>148,372,188.00</b>	<b>(164,142.00)</b>

ESTIMATED FUND BALANCE IS ONLY INCLUDED IF IT IS BEING USED AS PART OF THE FINANCING SOURCE FOR FY 24-25



**AMADOR COUNTY  
FISCAL YEAR 24-25  
GENERAL FUND DEPARTMENT SUMMARY  
REQUESTED BUDGET**

Dept	Name	24-25 Requested Expenditures	24-25 Requested Revenues	24-25 Requested General Fund Contribution	24-25 Base Budget General Fund Contribution	Difference in Base vs Requested Contribution
11000	Discretionary	0.00	34,911,237.00	(34,911,237.00)	(34,911,237.00)	0.00
1100	Board of Supervisors	1,887,204.00	3,550.00	1,883,654.00	1,883,654.00	0.00
1105	CAO	562,030.00	0.00	562,030.00	562,030.00	0.00
1120	Economic Development	76,852.00	22,400.00	54,452.00	66,302.00	(11,850.00)
1200	Auditor's Office	552,895.00	69,150.00	483,745.00	479,786.00	3,959.00
1210	Treasurer	375,081.00	210,000.00	165,081.00	164,231.00	850.00
1220	Assessor	1,791,724.00	60,950.00	1,730,774.00	1,730,774.00	0.00
1230	Tax Collector	556,342.00	87,150.00	469,192.00	463,942.00	5,250.00
1300	County Counsel	366,561.00	5,000.00	361,561.00	357,502.00	4,059.00
1400	Human Resources	(36,769.00)	0.00	(36,769.00)	(26,279.00)	(10,490.00)
1510	Elections	891,364.00	72,000.00	819,364.00	732,737.00	86,627.00
1700	Facilities	852,090.00	0.00	852,090.00	802,043.00	50,047.00
1710	Records Management	97,395.00	0.00	97,395.00	97,395.00	0.00
1800	ACO General	(2,324,702.00)	0.00	(2,324,702.00)	(2,324,702.00)	0.00
1802	Energy Conservation Pro	239,099.00	0.00	239,099.00	239,099.00	0.00
1900	Operating Transfer	(1,952,033.00)	365,400.00	(2,317,433.00)	(2,317,433.00)	0.00
1902	Operating Transfers-Inte	3,593,097.00	0.00	3,593,097.00	3,372,900.00	220,197.00
1910	Promotion	201,339.00	0.00	201,339.00	201,339.00	0.00
1940	Surveying & Engineering	365,736.00	28,100.00	337,636.00	337,636.00	0.00
1970	Information Technology	949,966.00	240,193.00	709,773.00	695,273.00	14,500.00
1990	Grant Projects	1,319,165.00	647,500.00	671,665.00	671,665.00	0.00
2120	District Attorney	5,918,463.00	2,032,006.00	3,886,457.00	3,894,115.00	(7,658.00)
2150	Grand Jury	94,093.00	0.00	94,093.00	94,093.00	0.00
2180	Public Defender	1,575,599.00	266,362.00	1,309,237.00	1,063,636.00	245,601.00
2190	Victim Witness	419,057.00	294,285.00	124,772.00	117,114.00	7,658.00
2210	Sheriff's Office	10,492,145.00	2,162,187.00	8,329,958.00	8,301,958.00	28,000.00
2211	Sheriff Court Bailiff	942,210.00	696,816.00	245,394.00	305,394.00	(60,000.00)
2212	Sheriff Dispatch	2,162,772.00	581,025.00	1,581,747.00	1,624,947.00	(43,200.00)
2213	Narcotics Task Force	221,572.00	187,178.00	34,394.00	34,395.00	(1.00)
2310	Jail	5,699,393.00	1,314,448.00	4,384,945.00	4,517,699.00	(132,754.00)
2350	Probation	3,382,083.00	1,530,507.00	1,851,576.00	1,851,576.00	0.00
2440	Fire Protection	596,909.00	596,909.00	0.00	0.00	0.00
2550	Grading	270.00	0.00	270.00	270.00	0.00
2610	Ag Commissioner	979,444.00	430,509.00	548,935.00	548,948.00	(13.00)
2620	Building	991,074.00	778,720.00	212,354.00	205,571.00	6,783.00
2700	Special Services	103,251.00	0.00	103,251.00	103,251.00	0.00
2710	Recorder	756,947.00	311,808.00	445,139.00	418,861.00	26,278.00
2720	Coroner	493,393.00	43,817.00	449,576.00	449,576.00	0.00
2730	Public Conservator/Guar	835,153.00	46,351.00	788,802.00	791,692.00	(2,890.00)
2740	Code Enforcement	173,115.00	67,356.00	105,759.00	105,831.00	(72.00)
2750	Emergency Services	923,569.00	697,478.00	226,091.00	348,811.00	(122,720.00)
2770	Airport Land Use	2,134.00	0.00	2,134.00	2,134.00	0.00
2780	Planning	1,012,258.00	370,004.00	642,254.00	459,288.00	182,966.00
2790	Animal Control	1,494,598.00	133,852.00	1,360,746.00	1,337,944.00	22,802.00
4400	Waste Management	1,252,320.00	1,124,160.00	128,160.00	190,096.00	(61,936.00)
5300	General Relief	21,178.00	5,000.00	16,178.00	16,178.00	0.00
5500	Veterans Service Officer	185,631.00	38,000.00	147,631.00	146,631.00	1,000.00
6200	County Library	945,240.00	365,890.00	579,350.00	579,050.00	300.00
6310	Cooperative Extension	185,356.00	0.00	185,356.00	179,159.00	6,197.00
7100	Parks & Recreation	180,602.00	0.00	180,602.00	182,191.00	(1,589.00)
7200	Museum	19,566.00	0.00	19,566.00	26,034.00	(6,468.00)
7210	Archives	113,149.00	0.00	113,149.00	113,149.00	0.00
7899	Contingency	1,300,000.00	0.00	1,300,000.00	1,300,000.00	0.00
	<b>Total</b>	<b>53,836,980.00</b>	<b>50,797,298.00</b>	<b>3,039,682.00</b>	<b>2,588,249.00</b>	<b>451,433.00</b>

**Summary of General Fund Department's  
Requested Changes to FY 24-25 Budget**

Changes to Financing Sources			
<b>Estimated Fund Balance Carryforward</b>			<b>2,546,525.00</b>
<b>Fiscal Year 24-25 Base Budget (Financing Sources)</b>			<b>49,197,875.00</b>
<b>Changes to Revenue from 24-25 Base to Requested</b>			
Dept. #	Dept. Name	Description	Amount
1120	Economic Development	Anticipated receipt of grant award	\$22,400.00
1200	Auditor	Increased to reflect actual receipts and will offset employee reclassification	4,750.00
1510	Elections	Anticipated grant reimbursements and election services	32,158.00
1990	Grant Projects	Anticipated grant reimbursements	400,000.00
2120	District Attorney	Increased to reflect WC grant funds for outreach and Asset Forfeiture funds	27,000.00
2211	Sheriff (Court Bailiffs)	Anticipated State 4750 PC revenue	60,000.00
2212	Sheriff Dispatch	Increase revenue from ALA	43,200.00
2213	Narcontics Task Force	Increased revenue from the ACCNET Operational Fund (101354)	13,727.00
2310	Jail	Anticipated State 4750 PC revenue	120,000.00
2310	Jail	Revenue from BV Trust	200,000.00
2310	Jail	Revenue from Rural Crimes	200,000.00
2350	Probation	Overall increase to anticipated revenue	98,648.00
2610	Ag Commissioner	Increase to revenue anticipated	21,486.00
2710	Recorder	Increased revenue from trust accounts	9,500.00
2740	Code Enforcement	Projected revenue increase will cover reclass request	5,800.00
2750	Office of Emergency Services	Anticipated increase to grant revenue	372,720.00
2780	Planning	Grant funds exhausted, revenue decreased accordingly	(461,966.00)
4400	Waste Management	Anticipated state and franchise tax revenue to increase	430,000.00
<b>Total - Revenue Changes</b>			<b>\$1,599,423.00</b>
<b>Total Additional Financing Sources for FY 24-25</b>			<b>50,797,298.00</b>
<b>Total Financing Sources</b>			<b>53,343,823.00</b>

Changes to Financing Uses			
<b>Base budget includes known changes to wages, GSA Cost Allocation, IT Communications/Tech. Costs, &amp; A-87 Cost Plan.</b>			<b>\$51,786,124.00</b>
<b>Requested Staffing Changes</b>			
1200	Auditor	Employee reclassification	4,615.00
1300	County Counsel	Attorney cell phone stipend & FICA/Medicare increase	969.00
1400	Human Resources	Anticipated decrease to new hire cost	(16,183.00)
2120	District Attorney	Reduced law clerk intern hours	(7,658.00)
2190	Victim Witness	Request to increase hours of XH Admin. Assistant	11,658.00
2213	Narcontics Task Force	Eliminated the part-time Sheriff Services Tech position	(28,514.00)
2310	Jail	Request to add two CO staff positions	377,016.00
2620	Building	Request to reclassify Admin. Asst. to Building Permit Tech	10,683.00
2710	Recorder	Request to reclassify (3) staff to better reflect level of knowledge & experience	26,278.00
2730	Conservator	Verbal request to reclassify. Form must be submitted to HR	8,387.00
2740	Code Enforcement	Request to reclassify Code Enforcement Officer from a I to II	5,728.00
2790	Animal Control	Request to change vacancy from a Animal Control Officer I to a II	6,056.00
<b>Requested Changes to Other Categories Including Services and Supplies and Fixed Assets</b>			
1120	Economic Development	Grant research subscription, training, membership, office supplies	10,550.00
1200	Auditor	Lines 51700 and 52300 increased due to contracts	4,094.00
1210	Treasurer	Annual increases to services and supplies	850.00
1230	Tax Collector	Increases to postage, paper and printing costs	5,250.00
1300	County Counsel	Increase to subscription costs	3,090.00
1400	Human Resources	Increase to professional & specialized services and special dept. expenses	5,693.00
1510	Elections	Software agreements, CERA certification renewal, postage, and training	85,810.00
1510	Elections	Fixed Assets - Ballot on Demand printers, laptops, software & licensing	32,975.00
1700	Facilities	Annual increases to contracted services and utilities	50,047.00
1902	Operating Transfers - Interfund	Increase PW requested contribution for (2) new maintenance worker positions	220,197.00
1970	Information Technology	Replacement server	\$14,500.00
1990	Grant Projects	Anticipated Parks Grant expenditures	\$400,000.00
2120	District Attorney	Increase in WC Grant expenditures for outreach program	10,000.00

**Summary of General Fund Department's  
Requested Changes to FY 24-25 Budget**

2120	District Attorney	Increase to purchase trunk vaults in compliance with Penal Code	<b>17,000.00</b>
2180	Public Defender	PD/wheel contract, expert witness, investigations & appointed counsel increases	<b>\$245,601.00</b>
2190	Victim Witness	Decrease to service and supplies	<b>(\$4,000.00)</b>
2210	Sheriff's Office	Increase to Teleosoft license	<b>\$28,000.00</b>
2213	Narcontics Task Force	Increase in rent costs, offset by increased revenue and salary savings	<b>\$42,240.00</b>
2310	Jail	Increase to inmate food costs	<b>\$10,230.00</b>
2350	Probation	Overall increase to services and supplies including detention of minors	<b>\$98,648.00</b>
2610	Ag Commisioner	Services and supply increases offset by anticipated revenue increase	<b>\$21,473.00</b>
2620	Building	Decrease to service and supplies	<b>(\$3,900.00)</b>
2710	Recorder	Increase to meetings & conventions and cost of banknote paper	<b>\$9,500.00</b>
2730	Conservator	Decrease to service and supplies	<b>(\$11,277.00)</b>
2750	Office of Emergency Services	Increase to Professional & Specialized Services	<b>\$150,000.00</b>
2750	Office of Emergency Services	State Hospital grant expenditures	<b>\$100,000.00</b>
2780	Planning	Grant funds exhausted, expenditures decreased accordingly	<b>(\$279,000.00)</b>
2790	Animal Control	Increase to services and supplies w/animal boxes added to the replacement fund	<b>\$16,746.00</b>
4400	Waste Management	Annual increases and increases to grant revenue	<b>\$368,064.00</b>
5500	Veterans Service Officer	Increase to cover promotions	<b>\$1,000.00</b>
6200	Library	Minimal increase to services and supplies	\$300.00
6310	Cooperative Extension	Per email, there is a 4% increase requested to prof. & specialized services	\$6,197.00
7100	Parks & Recreation	Decrease to utilities	<b>(\$1,589.00)</b>
7200	Museum	Adjustments to services and supplies	<b>(\$6,468.00)</b>
<b>Total Changes to Expenditures</b>			<b>2,050,856.00</b>
<b>Total Financing Uses</b>			<b>\$53,836,980.00</b>
<b>Current General Fund Balance</b>			<b>\$493,157.00</b>

**General Fund Revenues  
FY 24-25 Requested Budget**

		<b>22-23 Actual</b>	<b>23-24 Adopted</b>	<b>24-25 Base</b>	<b>24-25 Requested</b>	<b>Change from 24-25 Base to Requested</b>
11000	Discretionary	35,277,696.21	33,859,291.00	34,911,237.00	34,911,237.00	0.00
1100	Board of Supervisors	480.00	3,550.00	3,550.00	3,550.00	0.00
1105	CAO	0.00	0.00	0.00	0.00	0.00
1120	Economic Development	15,000.00	0.00	0.00	22,400.00	22,400.00
1200	Auditor's Office	74,613.70	64,400.00	64,400.00	69,150.00	4,750.00
1210	Treasurer	202,711.15	210,000.00	210,000.00	210,000.00	0.00
1220	Assessor	89,408.66	60,950.00	60,950.00	60,950.00	0.00
1230	Tax Collector	137,640.86	87,150.00	87,150.00	87,150.00	0.00
1300	County Counsel	1,512.32	5,000.00	5,000.00	5,000.00	0.00
1400	Human Resources	0.00	0.00	0.00	0.00	0.00
1510	Elections	43,032.27	39,842.00	39,842.00	72,000.00	32,158.00
1700	Facilities	8,748.67	0.00	0.00	0.00	0.00
1710	Records Management	0.00	0.00	0.00	0.00	0.00
1800	ACO General	0.00	0.00	0.00	0.00	0.00
1802	Energy Cons. Programs	0.00	0.00	0.00	0.00	0.00
1900	Operating Transfer	261,265.98	365,400.00	365,400.00	365,400.00	0.00
1902	Op. Transfers-Interfund	0.00	0.00	0.00	0.00	0.00
1910	Promotion	0.00	0.00	0.00	0.00	0.00
1940	Surveying & Engineering	27,849.53	28,100.00	28,100.00	28,100.00	0.00
1970	Information Technology	131,621.31	240,193.00	240,193.00	240,193.00	0.00
1990	Grant Projects	517,050.60	247,500.00	247,500.00	647,500.00	400,000.00
2120	District Attorney	2,011,192.43	2,049,006.00	2,005,006.00	2,032,006.00	27,000.00
2150	Grand Jury	0.00	0.00	0.00	0.00	0.00
2180	Public Defender	252,459.92	266,362.00	266,362.00	266,362.00	0.00
2190	Victim Witness	287,549.81	294,285.00	294,285.00	294,285.00	0.00
2210	Sheriff's Office	2,476,610.13	2,162,187.00	2,162,187.00	2,162,187.00	0.00
2211	Sheriff Court Bailiff	636,816.00	636,816.00	636,816.00	696,816.00	60,000.00
2212	Sheriff Dispatch	660,606.89	537,825.00	537,825.00	581,025.00	43,200.00
2213	Narcotics Task Force	307,065.18	173,451.00	173,451.00	187,178.00	13,727.00
2310	Jail	847,135.25	794,448.00	794,448.00	1,314,448.00	520,000.00
2350	Probation	1,309,609.73	1,431,859.00	1,431,859.00	1,530,507.00	98,648.00
2440	Fire Protection	511,228.71	596,485.00	596,909.00	596,909.00	0.00
2550	Grading	0.00	0.00	0.00	0.00	0.00
2610	Ag Commissioner	375,819.89	409,023.00	409,023.00	430,509.00	21,486.00
2620	Building	760,115.50	778,720.00	778,720.00	778,720.00	0.00
2700	Special Services	0.00	0.00	0.00	0.00	0.00
2710	Recorder	322,360.11	302,308.00	302,308.00	311,808.00	9,500.00
2720	Coroner	78,657.11	43,817.00	43,817.00	43,817.00	0.00
2730	Public Conservator/Guard.	46,012.50	46,351.00	46,351.00	46,351.00	0.00
2740	Code Enforcement	46,453.88	61,556.00	61,556.00	67,356.00	5,800.00
2750	Emergency Services	554,714.71	324,758.00	324,758.00	697,478.00	372,720.00
2770	Airport Land Use	0.00	0.00	0.00	0.00	0.00
2780	Planning	178,903.42	831,970.00	831,970.00	370,004.00	(461,966.00)
2790	Animal Control	223,290.49	133,852.00	133,852.00	133,852.00	0.00
4400	Waste Management	785,023.92	694,160.00	694,160.00	1,124,160.00	430,000.00
5300	General Relief	0.00	5,000.00	5,000.00	5,000.00	0.00
5500	Veterans Service Officer	56,469.00	38,000.00	38,000.00	38,000.00	0.00
6200	County Library	384,839.53	365,890.00	365,890.00	365,890.00	0.00
6310	Cooperative Extension	0.00	0.00	0.00	0.00	0.00
7100	Parks & Recreation	0.00	0.00	0.00	0.00	0.00
7200	Museum	0.00	0.00	0.00	0.00	0.00
7210	Archives	0.00	0.00	0.00	0.00	0.00
7899	Contingency	0.00	0.00	0.00	0.00	0.00
	<b>Total Revenues</b>	<b>49,901,565.37</b>	<b>48,189,505.00</b>	<b>49,197,875.00</b>	<b>50,797,298.00</b>	<b>1,599,423.00</b>

## General Fund Expenditures FY 24-25 Requested Budget

		22-23 Actual	23-24 Adopted	24-25 Base	24-25 Requested	Change from 24-25 Base to Requested
11000	Discretionary					0.00
1100	Board of Supervisors	2,033,237.67	2,226,368.00	1,887,204.00	1,887,204.00	0.00
1105	CAO	486,107.79	518,901.00	562,030.00	562,030.00	0.00
<b>1120</b>	<b>Economic Development</b>	<b>77,136.50</b>	<b>54,247.00</b>	<b>66,302.00</b>	<b>76,852.00</b>	<b>10,550.00</b>
<b>1200</b>	<b>Auditor's Office</b>	<b>390,194.44</b>	<b>516,412.00</b>	<b>544,186.00</b>	<b>552,895.00</b>	<b>8,709.00</b>
1210	Treasurer	236,954.01	343,143.00	374,231.00	375,081.00	850.00
1220	Assessor	1,549,880.03	1,688,509.00	1,791,724.00	1,791,724.00	0.00
1230	Tax Collector	539,465.26	542,695.00	551,092.00	556,342.00	5,250.00
1300	County Counsel	343,430.80	418,708.00	362,502.00	366,561.00	4,059.00
1400	Human Resources	2,053.41	(23,154.00)	(26,279.00)	(36,769.00)	(10,490.00)
1510	Elections	704,511.72	785,737.00	772,579.00	891,364.00	118,785.00
1700	Facilities	548,926.22	735,123.00	802,043.00	852,090.00	50,047.00
1710	Records Management	144,152.85	171,392.00	97,395.00	97,395.00	0.00
1800	ACO General	(777,247.00)	(2,051,499.00)	(2,324,702.00)	(2,324,702.00)	0.00
1802	Energy Cons. Programs	237,097.24	239,099.00	239,099.00	239,099.00	0.00
1900	Operating Transfer	1,227,934.29	(1,867,156.00)	(1,952,033.00)	(1,952,033.00)	0.00
1902	Op. Transfers-Interfund	2,358,061.00	2,997,350.00	3,372,900.00	3,593,097.00	220,197.00
1910	Promotion	236,494.30	198,134.00	201,339.00	201,339.00	0.00
1940	Surveying & Engineering	283,745.11	345,617.00	365,736.00	365,736.00	0.00
1970	Information Technology	682,093.85	905,058.00	935,466.00	949,966.00	14,500.00
1990	Grant Projects	1,409,460.52	362,769.00	919,165.00	1,319,165.00	400,000.00
2120	District Attorney	5,141,810.94	5,808,743.00	5,899,121.00	5,918,463.00	19,342.00
2150	Grand Jury	24,688.03	90,014.00	94,093.00	94,093.00	0.00
2180	Public Defender	1,267,688.72	1,331,752.00	1,329,998.00	1,575,599.00	245,601.00
2190	Victim Witness	360,633.10	416,585.00	411,399.00	419,057.00	7,658.00
2210	Sheriff's Office	11,216,713.39	11,214,550.00	10,464,145.00	10,492,145.00	28,000.00
2211	Sheriff Court Bailiff	852,509.61	875,613.00	942,210.00	942,210.00	0.00
2212	Sheriff Dispatch	1,365,356.98	1,880,601.00	2,162,772.00	2,162,772.00	0.00
2213	Narcotics Task Force	331,487.71	185,372.00	207,846.00	221,572.00	13,726.00
2310	Jail	4,968,396.40	4,896,952.00	5,312,147.00	5,699,393.00	387,246.00
2350	Probation	3,095,079.73	3,318,922.00	3,283,435.00	3,382,083.00	98,648.00
2440	Fire Protection	435,043.61	596,485.00	596,909.00	596,909.00	0.00
2550	Grading	(209.00)	(315.00)	270.00	270.00	0.00
2610	Ag Commissioner	762,326.54	939,843.00	957,971.00	979,444.00	21,473.00
2620	Building	748,402.19	957,791.00	984,291.00	991,074.00	6,783.00
2700	Special Services	74,436.00	103,082.00	103,251.00	103,251.00	0.00
2710	Recorder	678,147.60	699,483.00	721,169.00	756,947.00	35,778.00
2720	Coroner	408,011.90	490,285.00	493,393.00	493,393.00	0.00
2730	Public Conservator/Guard.	507,500.65	795,709.00	838,043.00	835,153.00	(2,890.00)
2740	Code Enforcement	179,295.63	177,855.00	167,387.00	173,115.00	5,728.00
2750	Emergency Services	1,268,995.53	264,298.00	673,569.00	923,569.00	250,000.00
2770	Airport Land Use	103.00	2,002.00	2,134.00	2,134.00	0.00
2780	Planning	1,010,243.67	1,092,570.00	1,291,258.00	1,012,258.00	(279,000.00)
2790	Animal Control	1,188,737.61	1,227,391.00	1,471,796.00	1,494,598.00	22,802.00
4400	Waste Management	662,484.28	819,084.00	884,256.00	1,252,320.00	368,064.00
5300	General Relief	22,838.69	20,804.00	21,178.00	21,178.00	0.00
5500	Veterans Service Officer	147,206.32	173,807.00	184,631.00	185,631.00	1,000.00
6200	County Library	939,090.51	947,189.00	944,940.00	945,240.00	300.00
6310	Cooperative Extension	148,265.12	173,022.00	179,159.00	185,356.00	6,197.00
7100	Parks & Recreation	183,048.73	181,464.00	182,191.00	180,602.00	(1,589.00)
7200	Museum	19,493.73	23,277.00	26,034.00	19,566.00	(6,468.00)
7210	Archives	70,630.57	78,070.00	113,149.00	113,149.00	0.00
7899	Contingency	0.00	1,300,000.00	1,300,000.00	1,300,000.00	0.00
	<b>Total Expenditures</b>	<b>50,792,147.50</b>	<b>50,189,753.00</b>	<b>51,786,124.00</b>	<b>53,836,980.00</b>	<b>2,050,856.00</b>

Department Percentage of General Fund  
Fiscal Year 2024-25  
Requested Budget

Dept #	Name	Discretionary Funds	37,457,762	Percentage
			Requested GF Contribution	
1100	Board of Supervisors		1,883,654.00	5.03%
1105	Chief Administrative Officer		562,030.00	1.50%
1120	Economic Development		54,452.00	0.15%
1200	Auditor-Controller		483,745.00	1.29%
1210	Treasurer		165,081.00	0.44%
1220	Assessor		1,730,774.00	4.62%
1230	Tax Collector		469,192.00	1.25%
1300	County Counsel		361,561.00	0.97%
1400	Human Resources		(36,769.00)	-0.10%
1510	Elections		819,364.00	2.19%
1700	Facilities Maintenance		852,090.00	2.27%
1710	Records Management		97,395.00	0.26%
1800	ACO General (A-87)		(2,324,702.00)	-6.21%
1802	Energy Cons Programs		239,099.00	0.64%
1900	Operating Transfers		(2,317,433.00)	-6.19%
1902	Operating Transfers-Interfund (contribution to welfare/pw/ins)		3,593,097.00	9.59%
1910	Promotion		201,339.00	0.54%
1940	Surveying & Engineering		337,636.00	0.90%
1970	Information Technology		709,773.00	1.89%
1990	Grant Projects		671,665.00	1.79%
2120	District Attorney		3,886,457.00	10.38%
2150	Grand Jury		94,093.00	0.25%
2180	Public Defender		1,309,237.00	3.50%
2190	Victim/Witness		124,772.00	0.33%
2210	Sheriff		8,329,958.00	22.24%
2211	Sheriff Court Bailiffs		245,394.00	0.66%
2212	Sheriff's Dispatch		1,581,747.00	4.22%
2213	ACCNET		34,394.00	0.09%
2310	Jail		4,384,945.00	11.71%
2350	Probation		1,851,576.00	4.94%
2550	Grading		270.00	0.00%
2610	Ag Commissioner		548,935.00	1.47%
2620	Building Department		212,354.00	0.57%
2700	Special Services		103,251.00	0.28%
2710	Recorder/Clerk		445,139.00	1.19%
2720	Coroner		449,576.00	1.20%
2730	Public Guardian/Conservator		788,802.00	2.11%
2740	Code Enforcement		105,759.00	0.28%
2750	Office of Emergency Services		226,091.00	0.60%
2770	Airport Land Use Commission		2,134.00	0.006%
2780	Planning Department		642,254.00	1.71%
2790	Animal Control		1,360,746.00	3.63%
3000	Public Works (MOE of \$822K + \$220,197 GF Cont. in dept. 1902)		0.00	0.00%
4400	Waste Management		128,160.00	0.34%
5300	General Relief		16,178.00	0.04%
5500	Veterans Services		147,631.00	0.39%
6200	Library		579,350.00	1.55%
6310	Cooperative Extension		185,356.00	0.49%
7100	Parks & Recreation		180,602.00	0.48%
7200	Museum		19,566.00	0.05%
7210	Archives		113,149.00	0.30%
7899	Contingency (Transfers Only)		1,300,000.00	3.47%
7962	Liability Insurance (\$2,090,900 in dept. 1902)		0.00	0.00%
7964	Property Insurance (\$181,000 in dept. 1902)		0.00	0.00%
	Reserves		0.00	0.00%
			37,950,919.00	101.32%
	<b>Difference between GF Discretionary and Requested Contribution</b>		<b>493,157</b>	

Budget Unit: BOARD OF SUPERVISORS 1100  
Function: General  
Activity: Legislative & Admin

DETAIL BY REVENUE CATEGORY AND EXPENDITURE OBJECT	ACTUAL 2022-2023	ADOPTED 2023-2024	BASE 2024-2025	CHANGES 2024-2025	REQUESTED 2024-2025
<b>Charges for Services</b>					
46106 Appeal Fee	0.00	600.00	600.00	0.00	600.00
<b>Other Revenues</b>					
47890 Miscellaneous Revenues	480.00	2,950.00	2,950.00	0.00	2,950.00
<b>TOTAL REVENUE</b>	<b>480.00</b>	<b>3,550.00</b>	<b>3,550.00</b>	<b>0.00</b>	<b>3,550.00</b>
<b>Salaries and Employee Benefits</b>					
50100 Salaries and Wages	565,727.98	572,200.00	580,337.00	0.00	580,337.00
50200 Deferred Comp County Match	1,315.40	1,200.00	1,200.00	0.00	1,200.00
50300 Retirement - Employer's Share	21,064.06	23,030.00	22,851.00	0.00	22,851.00
50304 Retirement - PERS Misc. Unfunded Liability	45,643.00	42,446.00	47,428.00	0.00	47,428.00
50310 FICA/Medicare Tax - Employer's Share	42,402.95	43,865.00	44,488.00	0.00	44,488.00
50400 Employee Group Insurance	113,103.41	115,080.00	124,592.00	0.00	124,592.00
50500 Workers' Compensation Insurance	2,495.59	2,877.00	3,024.00	0.00	3,024.00
Total Salaries and Employee Benefits	791,752.39	800,698.00	823,920.00	0.00	823,920.00
<b>Services and Supplies</b>					
51200 Communications	2,900.32	3,017.00	2,823.00	0.00	2,823.00
51700 Maintenance - Equipment	0.00	250.00	250.00	0.00	250.00
51760 Maintenance - Programs	3,599.84	4,448.00	4,655.00	0.00	4,655.00
52000 Memberships	38,520.81	42,553.00	42,553.00	0.00	42,553.00
52200 Office Expense	5,308.78	5,000.00	5,000.00	0.00	5,000.00
52211 G.S.A. Cost Allocation	2,441.00	4,165.00	6,434.00	0.00	6,434.00
52300 Professional & Specialized Services	39,708.03	46,640.00	46,640.00	0.00	46,640.00
52301 County Audit	76,230.00	76,322.00	76,820.00	0.00	76,820.00
52393 Special Projects	0.00	500.00	500.00	0.00	500.00
52400 Publications and Legal Notices	6,163.10	5,000.00	5,000.00	0.00	5,000.00
52500 Rents, Leases - Equipment	2,170.44	2,193.00	2,193.00	0.00	2,193.00
Total Services And Supplies	177,042.32	190,088.00	192,868.00	0.00	192,868.00
<b>Other Charges</b>					
54114 District #1	8,645.00	7,000.00	7,000.00	0.00	7,000.00
54115 District #2	4,742.54	7,000.00	7,000.00	0.00	7,000.00
54116 District #3	4,881.05	7,000.00	7,000.00	0.00	7,000.00
54117 District #4	7,400.00	7,000.00	7,000.00	0.00	7,000.00
54118 District #5	2,205.37	7,000.00	7,000.00	0.00	7,000.00
Total Other Charges	27,873.96	35,000.00	35,000.00	0.00	35,000.00
<b>A-87 Countywide Cost Allocation Plan</b>					
58900 A-87 Cost Allocation Plan	1,036,569.00	1,200,582.00	835,416.00	0.00	835,416.00
<b>TOTAL EXPENDITURES/APPROPRIATIONS</b>	<b>2,033,237.67</b>	<b>2,226,368.00</b>	<b>1,887,204.00</b>	<b>0.00</b>	<b>1,887,204.00</b>
<b>NET COST</b>	<b>2,032,757.67</b>	<b>2,222,818.00</b>	<b>1,883,654.00</b>	<b>0.00</b>	<b>1,883,654.00</b>
<b>Requested Increase or (Decrease) in General Fund Contribution</b>					<b>0.00</b>

**Department: 1100**

1. Please provide comments regarding your Department's Requested Budget
  - Add additional rows as needed.
2. You may include additional documentation
  - If included please add your Department Name and number at the top of all supporting documentation

<b>REVENUE</b>
<p>FY 22/23 Pine Acres Community Services District \$14K loan repayment should be repaid in full over 5-yrs. Loan Payments FY 23/24 Payment _____ (No payment received as of 2/13/24) FY 24/25 Payment _____ FY 25/26 Payment _____ FY 26/27 Payment _____ FY 27/28 Payment _____</p>
<b>EXPENDITURES</b>
<b>FIXED ASSETS</b>
<b>OTHER</b>
<b>BUDGET ANALYST NOTES</b>
<p>4/8/24 - The County Audit line (52301) has been increased by \$498 per the Agreement.</p>



**24-25 EXPENDITURE DETAIL  
DEPARTMENT 1100**

	Base Budget	Budget Changes	Requested Budget
<b>SALARIES AND BENEFITS</b>			
<b>Total</b>	<b>823,920.00</b>	<b>0.00</b>	<b>823,920.00</b>
<b>51200 COMMUNICATIONS</b>			
IT Telephone Charges	2,491.00	0.00	2,491.00
AT&T	332.00	0.00	332.00
<b>Total</b>	<b>2,823.00</b>	<b>0.00</b>	<b>2,823.00</b>
<b>51700 Maintenance-Equipment</b>			
Wireless Access Point Update (per IT)	250.00	0.00	250.00
<b>Total</b>	<b>250.00</b>	<b>0.00</b>	<b>250.00</b>
<b>51760 MAINTENANCE - PROGRAMS</b>			
IT Costs per Technology Cost Matrix	4,655.00	0.00	4,655.00
<b>Total</b>	<b>4,655.00</b>	<b>0.00</b>	<b>4,655.00</b>
<b>52000 MEMBERSHIPS</b>			
National Association of Counties	762.00	0.00	762.00
RCRC	3,792.00	0.00	3,792.00
Mountain Counties	1,606.00	0.00	1,606.00
CSAC	15,905.00	0.00	15,905.00
American Planning Association	648.00	0.00	648.00
Upper Mokelumne River Watershed	19,640.00	0.00	19,640.00
CCBSA	200.00	0.00	200.00
<b>Total</b>	<b>42,553.00</b>	<b>0.00</b>	<b>42,553.00</b>
<b>52200 OFFICE EXPENSE</b>			
GSA Charges, Supplies & Postage, Other office supplies	1,200.00	0.00	1,200.00
Office Depot office supplies	1,200.00	0.00	1,200.00
Misc. Office Supplies	1,950.00	0.00	1,950.00
Office Depot - Budgets	650.00	0.00	650.00
<b>Total</b>	<b>5,000.00</b>	<b>0.00</b>	<b>5,000.00</b>
<b>52211 GSA Cost Allocation</b>			
<b>Total</b>	<b>6,434.00</b>	<b>0.00</b>	<b>6,434.00</b>

**24-25 EXPENDITURE DETAIL  
DEPARTMENT 1100**

	<b>Base Budget</b>	<b>Budget Changes</b>	<b>Requested Budget</b>
<b>52300 PROFESSIONAL &amp; SPECIALIZED SERVICES</b>			
Amador Water Agency - Cost share contribution for Groundwater	3,800.00	0.00	3,800.00
Misc. Consultants	12,340.00	0.00	12,340.00
PERS payoff for Central Sierra	10,000.00	0.00	10,000.00
Code Publishing	1,000.00	0.00	1,000.00
SGMA JPA	9,500.00	0.00	9,500.00
NV5 - Pyrethroid Management Plan \$10k c/o from 21/22	10,000.00	0.00	10,000.00
<b>Total</b>	<b>46,640.00</b>	<b>0.00</b>	<b>46,640.00</b>
<b>52301 COUNTY AUDITS</b>			
CPA County Audit (Increased per agreement)	71,889.00	498.00	72,387.00
CALPERS	4,433.00	0.00	4,433.00
OTHER Audits	0.00	0.00	0.00
<b>Total</b>	<b>76,322.00</b>	<b>498.00</b>	<b>76,820.00</b>
<b>52393 SPECIAL PROJECT</b>			
Unanticipated Project	500.00	0.00	500.00
<b>Total</b>	<b>500.00</b>	<b>0.00</b>	<b>500.00</b>
<b>52400 PUBLICATIONS &amp; LEGAL NOTICES</b>			
Advertising-Public Notices	5,000.00	0.00	5,000.00
<b>Total</b>	<b>5,000.00</b>	<b>0.00</b>	<b>5,000.00</b>
<b>52500 RENTS/LEASES - EQUIPMENT</b>			
GSA Copier Pool Plan (600 x 12)	993.00	0.00	993.00
Special Equipment Rental (list equipment & reason)	1,200.00	0.00	1,200.00
<b>Total</b>	<b>2,193.00</b>	<b>0.00</b>	<b>2,193.00</b>
<b>52870 STAFF TRAINING</b>			
<b>Total</b>	<b>0.00</b>	<b>0.00</b>	<b>0.00</b>
<b>52900 GSA &amp; In-County Travel</b>			
Vehicle Rental (250x12)	0.00	0.00	0.00
<b>Total</b>	<b>0.00</b>	<b>0.00</b>	<b>0.00</b>
<b>52910 MEETINGS &amp; CONVENTIONS</b>			
Moved into Supervisor's Discretionary Accounts \$1660x5	0.00	0.00	0.00
<b>Total</b>	<b>0.00</b>	<b>0.00</b>	<b>0.00</b>

**24-25 EXPENDITURE DETAIL  
DEPARTMENT 1100**

	Base Budget	Budget Changes	Requested Budget
<b>52950 OUT OF COUNTY TRAVEL</b>			
Moved into Supervisor's Discretionary Accounts			
\$1660x5	0.00	0.00	0.00
<b>Total</b>	<b>0.00</b>	<b>0.00</b>	<b>0.00</b>
<b>Total - Services and Supplies</b>	<b>192,370.00</b>	<b>498.00</b>	<b>192,868.00</b>
<b>OTHER CHARGES</b>			
54114 DISTRICT #1 DISCRETIONARY EXPENSES	7,000.00	0.00	7,000.00
54115 DISTRICT #2 DISCRETIONARY EXPENSES	7,000.00	0.00	7,000.00
54116 DISTRICT #3 DISCRETIONARY EXPENSES	7,000.00	0.00	7,000.00
54117 DISTRICT #4 DISCRETIONARY EXPENSES	7,000.00	0.00	7,000.00
54118 DISTRICT #5 DISCRETIONARY EXPENSES	7,000.00	0.00	7,000.00
<b>Total</b>	<b>35,000.00</b>	<b>0.00</b>	<b>35,000.00</b>
<b>Total - Other Charges</b>	<b>35,000.00</b>	<b>0.00</b>	<b>35,000.00</b>
<b>58900 A-87 Cost Allocation Plan</b>			
	835,416.00	0.00	835,416.00
<b>Total</b>	<b>835,416.00</b>	<b>0.00</b>	<b>835,416.00</b>
<b>Combined Total</b>	<b>1,886,706.00</b>	<b>498.00</b>	<b>1,887,204.00</b>

**24-25 REVENUE DETAIL  
DEPARTMENT 1100**

	Base Budget	Budget Changes	Requested Budget
<b>46106 Appeal Fee</b>	600.00	0.00	600.00
<b>47890 Miscellaneous Revenues</b>			
Miscellaneous	150.00	0.00	150.00
Pine Acres Comm. Serv. Dist. Loan Repayment (est \$2,8000 per year over 5-years)	2,800.00	0.00	2,800.00
<b>Total</b>	<b>2,950.00</b>	<b>0.00</b>	<b>2,950.00</b>
<b>Total</b>	<b>3,550.00</b>	<b>0.00</b>	<b>3,550.00</b>

DEPT #	DEPT	NAME	BARG UNIT	PERS CLASS	JOB TITLE	BASE PAY	LONGEVITY	EDUCATI ON /OTHER	WAGE INC ELECTED 4% CONF 4%	STEP INCREASE	LONGEVITY	EDUCATI ON /OTHER	FTE	BASE HOURS	FTE UNITS	GROSS TOTAL	24-25 PERS NORMAL COST	24-25 PERS UNFUNDED LIABILITY	FICA/ MEDICARE	DEFERR ED COMP	HEALTH INS 2024	25 Health Ins 10% Inc. (estimate)	TOTAL		
1100	Board	Ave, F	Elected	CIL	Supervisor	2,792.25	69.81				1.00		1.00	26.00	26.00	74,413.46	0.00	0.00	6,291.29	7,225.55	600.08	20,884.32	21,928.54	110,468.92	
1100	Board	Brown, J	Elected	CIL	Supervisor	2,792.25	69.81				1.00		1.00	26.00	26.00	74,413.46	0.00	0.00	6,710.65	13,307.39		1,517.28	1,593.14	96,024.64	
1100	Board	Crew, P	Elected	CIL	Supervisor	2,792.25	69.81				1.00		1.00	26.00	26.00	74,413.46	0.00	0.00	6,245.38	7,225.55		20,884.32	21,928.54	109,812.93	
1100	Board	Forster	Elected	CIL	Supervisor	2,792.25	290.11				1.00		1.00	26.00	26.00	80,141.48	0.00	0.00	7,191.39	13,863.58		29.28	30.74	101,227.19	
1100	Board	Oneto, B.	Elected	MIS1	Supervisor	2,792.25	215.00				1.00		1.00	26.00	26.00	78,188.58	7,592.11	15,757.80	5,981.43		29,854.80	31,347.54	138,867.46		
1100	Board	Burns, J.	Conf	MIS1	Clerk of the Board	38.36	5.04		39.89		1.00	5.25	1.00	2,080.00	2,080.00	92,781.12	9,089.05	18,698.72	7,143.66	600.08	18,719.04	19,654.99	147,887.62		
1100	Board	Peek, H.	Conf	MIS2	Dep. Board Clerk, III	30.11			31.31		1.00		1.00	2,080.00	2,080.00	64,363.14	6,248.66	12,971.48	4,923.78		26,769.60	28,108.08	116,816.13		
																	538,715.00	22,851.00	47,428.00	44,488.00	41,622.00	1,200.00	118,659.00	124,592.00	820,895.00

Changes:

Budget Unit: ADMINISTRATIVE OFFICER 1105  
Function: General  
Activity: Legislative & Admin

DETAIL BY REVENUE CATEGORY AND EXPENDITURE OBJECT	ACTUAL 2022-2023	ADOPTED 2023-2024	BASE 2024-2025	CHANGES 2024-2025	REQUESTED 2024-2025
<b>Other Revenue</b>					
47890 Miscellaneous Revenues	0.00	0.00	0.00	0.00	0.00
<b>TOTAL REVENUE</b>	<b>0.00</b>	<b>0.00</b>	<b>0.00</b>	<b>0.00</b>	<b>0.00</b>
<b>Salaries and Benefits</b>					
50100 Salaries and Wages	315,081.16	333,831.00	364,263.00	0.00	364,263.00
50200 Deferred Comp County Match	1,200.00	1,200.00	1,200.00	0.00	1,200.00
50300 Retirement - Employer's Share	29,485.58	33,357.00	34,856.00	0.00	34,856.00
50304 Retirement - PERS Misc. Unfunded Liability	63,499.00	61,480.00	72,345.00	0.00	72,345.00
50310 FICA/Medicare Tax - Employer's Share	20,386.57	22,043.00	23,435.00	0.00	23,435.00
50400 Employee Group Insurance	35,192.82	37,863.00	40,851.00	0.00	40,851.00
50405 Retirement Health Saving	0.00	0.00	0.00	0.00	0.00
50500 Workers' Compensation Insurance	531.13	612.00	644.00	0.00	644.00
<b>Total Salaries and Benefits</b>	<b>465,376.26</b>	<b>490,386.00</b>	<b>537,594.00</b>	<b>0.00</b>	<b>537,594.00</b>
<b>Services and Supplies</b>					
51200 Communications	672.36	637.00	632.00	0.00	632.00
51760 Maintenance - Programs	3,987.63	4,268.00	4,493.00	0.00	4,493.00
52000 Memberships	672.00	1,430.00	1,430.00	0.00	1,430.00
52200 Office Expense	192.81	250.00	250.00	0.00	250.00
52211 G.S.A. Cost Allocation	1,698.00	4,058.00	5,145.00	0.00	5,145.00
52700 Minor Equipment	0.00	0.00	0.00	0.00	0.00
52870 Staff Training	0.00	500.00	500.00	0.00	500.00
52910 Meetings and Conventions	959.73	975.00	975.00	0.00	975.00
<b>Total Services And Supplies</b>	<b>8,182.53</b>	<b>12,118.00</b>	<b>13,425.00</b>	<b>0.00</b>	<b>13,425.00</b>
<b>A-87 Countywide Cost Allocation Plan</b>					
58900 A-87 Cost Allocation Plan	12,549.00	16,397.00	11,011.00	0.00	11,011.00
<b>TOTAL EXPENDITURES/APPROPRIATIONS</b>	<b>486,107.79</b>	<b>518,901.00</b>	<b>562,030.00</b>	<b>0.00</b>	<b>562,030.00</b>
<b>NET COST</b>	<b>486,107.79</b>	<b>518,901.00</b>	<b>562,030.00</b>	<b>0.00</b>	<b>562,030.00</b>
<b>Requested Increase or (Decrease) in General Fund Contribution</b>					<b>0.00</b>

# Budget Notes

**Department: 1105**

1. Please provide comments regarding your Department's Requested Budget
  - Add additional rows as needed.
2. You may include additional documentation
  - If included please add your Department Name and number at the top of all supporting documentation

<b>REVENUE</b>
<b>EXPENDITURES</b>
<b>FIXED ASSETS</b>
<b>OTHER</b>
<b>BUDGET ANALYST NOTES</b>

**24-25 EXPENDITURE DETAIL  
DEPARTMENT 1105**

	Base Budget	Budget Changes	Requested Budget
<b>SALARIES AND BENEFITS</b>			
<b>Total</b>	<b>537,594.00</b>	<b>0.00</b>	<b>537,594.00</b>
<b>51200 COMMUNICATIONS</b>			
IT Telephone Charges	632.00	0.00	632.00
<b>Total</b>	<b>632.00</b>	<b>0.00</b>	<b>632.00</b>
<b>51760 MAINTENANCE - PROGRAMS</b>			
IT Costs per Technology Cost Matrix	2,003.00	0.00	2,003.00
Pentamation annual charges for Budget module (FY 23/2	2,490.00	0.00	2,490.00
<b>Total</b>	<b>4,493.00</b>	<b>0.00</b>	<b>4,493.00</b>
<b>52000 MEMBERSHIPS</b>			
American Planning Association	672.00	0.00	672.00
CSAC-CAO	758.00	0.00	758.00
Government Finance Officers Association	0.00	0.00	0.00
<b>Total</b>	<b>1,430.00</b>	<b>0.00</b>	<b>1,430.00</b>
<b>52200 OFFICE EXPENSE</b>			
Office Depot -office supplies	250.00	0.00	250.00
<b>Total</b>	<b>250.00</b>	<b>0.00</b>	<b>250.00</b>
<b>52211 GSA Cost Allocation</b>			
<b>Total</b>	<b>5,145.00</b>	<b>0.00</b>	<b>5,145.00</b>
<b>52300 PROFESSIONAL &amp; SPECIALIZED SERVICES</b>			
Contract for Services	0.00	0.00	0.00
<b>Total</b>	<b>0.00</b>	<b>0.00</b>	<b>0.00</b>
<b>52700 MINOR EQUIPMENT</b>			
<b>Total</b>	<b>0.00</b>	<b>0.00</b>	<b>0.00</b>
<b>52870 STAFF TRAINING</b>			
CSAC Classes, other training	500.00	0.00	500.00
<b>Total</b>	<b>500.00</b>	<b>0.00</b>	<b>500.00</b>
<b>52910 MEETINGS &amp; CONVENTIONS</b>			
CAO Conferences	900.00	0.00	900.00
Budget Conferences	75.00	0.00	75.00
<b>Total</b>	<b>975.00</b>	<b>0.00</b>	<b>975.00</b>
<b>56200 FIXED ASSETS - EQUIPMENT</b>			
Fixed Asset is an item over \$1,000.00 (List item and estimated cost)	0.00	0.00	0.00
<b>Total</b>	<b>0.00</b>	<b>0.00</b>	<b>0.00</b>
<b>58900 A-87 Cost Allocation Plan</b>			
<b>Total</b>	<b>11,011.00</b>	<b>0.00</b>	<b>11,011.00</b>
<b>Total</b>	<b>11,011.00</b>	<b>0.00</b>	<b>11,011.00</b>
<b>Combined Total</b>	<b>562,030.00</b>	<b>0.00</b>	<b>562,030.00</b>



DEPT #	DEPT	NAME	BARG UNIT	PERS CLASS	JOB TITLE	BASE PAY	LONGEVITY	EDUCATIO N/OTHER	WAGE INC Mgmt 4% Conf 4%	STEP INCREASE	LONG EVITY	EDUCAT ION /OTHER	FTE	BASE HOURS	FTE UNITS	GROSS	TOTAL	24-25 PERS NORMAL COST	24-25 PERS MISC PLAN UNFUNDED LIABILITY	FICA/ MEDICARE	OTHER PAY	DEFERRE D COMP	HEALTH INS 2024	25 Health Ins 10% Inc. (estimate)	TOTAL
1105	CAO	Iley, C	Mgmt	MIS1	Admin Officer	8,363.20	423.43		8,697.73		440.37		1.00	26.00	26.00	234,776.72	234,776.72	22,797.01	47,316.32	13,934.25	5,293.43	600.08	29,854.80	31,347.54	356,067.36
1105	CAO	Holland, K	Conf	MIS1	Budger Analyst	52.63	5.47		54.74		5.69		1.00	2,080.00	2,080.00	124,190.83	124,190.83	12,058.93	25,028.90	9,500.60		600.08	9,050.88	9,503.42	190,862.77
														<b>Total</b>	358,970.00	34,856.00	72,345.00	23,435.00	5,293.00	1,200.00	38,906.00	40,851.00	536,950.00		

Budget Unit: ECONOMIC DEVELOPMENT 1120  
Function: General  
Activity: Legislative & Admin

DETAIL BY REVENUE CATEGORY AND EXPENDITURE OBJECT	ACTUAL 2022-2023	ADOPTED 2023-2024	BASE 2024-2025	CHANGES 2024-2025	REQUESTED 2024-2025
<b>Intergovernmental Revenues</b>					
45240 State Aid Other	0.00	0.00	0.00	17,400.00	17,400.00
45630 Federal Other	0.00	0.00	0.00	5,000.00	5,000.00
<b>Charges for Services</b>					
46009 Charges for Services	15,000.00	0.00	0.00	0.00	0.00
<b>TOTAL REVENUE</b>	<b>15,000.00</b>	<b>0.00</b>	<b>0.00</b>	<b>22,400.00</b>	<b>22,400.00</b>
<b>Salaries and Employee Benefits</b>					
50100 Salaries and Wages	26,912.14	27,890.00	38,929.00	0.00	38,929.00
50200 Deferred Comp County Match	117.66	120.00	120.00	0.00	120.00
50300 Retirement - Employer's Share	2,417.94	2,783.00	2,959.00	0.00	2,959.00
50304 Retirement - PERS Misc. Unfunded Liabili	5,350.00	5,128.00	6,142.00	0.00	6,142.00
50310 FICA/Medicare Tax - Employer's Share	1,802.90	1,909.00	3,225.00	0.00	3,225.00
50400 Employee Group Insurance	2,556.93	3,853.00	4,158.00	0.00	4,158.00
50500 Workers' Compensation Insurance	32.20	37.00	39.00	0.00	39.00
Total Salaries and Employee Benefits	39,189.77	41,720.00	55,572.00	0.00	55,572.00
<b>Services and Supplies</b>					
51760 Maintenance - Programs		0.00	0.00	6,000.00	6,000.00
52000 Memberships		0.00	0.00	800.00	800.00
52200 Office Expense		0.00	0.00	250.00	250.00
52211 G.S.A. Cost Allocation	1,687.00	3,323.00	5,457.00	0.00	5,457.00
52300 Professional & Specialized Services	32,424.98	0.00	0.00	3,500.00	3,500.00
52905 Travel and Transportation	0.00	1,000.00	1,000.00	0.00	1,000.00
52910 Meetings and Conventions	(470.25)	2,000.00	2,000.00	0.00	2,000.00
Total Services and Supplies	33,641.73	6,323.00	8,457.00	10,550.00	19,007.00
<b>Capital (Fixed) Assets</b>					
56200 Fixed Assets - Equipment	0.00	3,000.00	0.00	0.00	0.00
Total Fixed Assets	0.00	3,000.00	0.00	0.00	0.00
<b>A87 - Countywide Cost Allocation Plan</b>					
58900 A-87 Cost Allocation Plan	4,305.00	3,204.00	2,273.00	0.00	2,273.00
<b>TOTAL EXPENDITURES/APPROPRIATIONS</b>	<b>77,136.50</b>	<b>54,247.00</b>	<b>66,302.00</b>	<b>10,550.00</b>	<b>76,852.00</b>
<b>NET COST</b>	<b>62,136.50</b>	<b>54,247.00</b>	<b>66,302.00</b>	<b>(11,850.00)</b>	<b>54,452.00</b>
<b>Requested Increase or (Decrease) in General Fund Contribution</b>					<b>(11,850.00)</b>

## Budget Notes

### Department: 1120

1. Please provide comments regarding your Department's Requested Budget
  - Add additional rows as needed.
2. You may include additional documentation
  - If included please add your Department Name and number at the top of all supporting documentation

#### REVENUE

45240: LATA Grant Administration (\$12,300.00); PDPP Grant Administration (\$5,100.00)  
45630: CDBG-CV2/3 Grant Administration (\$76,400.00)

#### EXPENDITURES

51760: Subscription to Instrumentl, a grant research and tracking tool  
52000: Membership to CalED  
52200: Office supplies needed for grant organization  
52300: Grant Writing/Economic Dev. Trainings - (\$2000 Misc. training; \$1500 CalED accreditation)  
52910: Increased amount to accommodate for more advanced training

#### FIXED ASSETS

#### OTHER

#### BUDGET ANALYST NOTES

**24-25 EXPENDITURE DETAIL  
DEPARTMENT 1120**

	Base Budget	Budget Changes	Requested Budget
<b>SALARIES AND BENEFITS</b>			
	55,572.00	0.00	55,572.00
<b>51200 COMMUNICATIONS</b>			
IT Telephone Charges	0.00	0.00	0.00
<b>Total</b>	<b>0.00</b>	<b>0.00</b>	<b>0.00</b>
<b>51760 MAINTENANCE - PROGRAMS</b>			
IT Costs per Technology Cost Matrix	0.00	0.00	0.00
Pentamation annual charges for Budget module	0.00	0.00	0.00
Instrumentl Grant Search and Tracking Software Subscription	0.00	6,000.00	6,000.00
<b>Total</b>	<b>0.00</b>	<b>6,000.00</b>	<b>6,000.00</b>
<b>52000 MEMBERSHIPS</b>			
	0.00	800.00	800.00
<b>Total</b>	<b>0.00</b>	<b>800.00</b>	<b>800.00</b>
<b>52211 GSA Cost Allocation</b>			
	5,457.00	0.00	5,457.00
<b>Total</b>	<b>5,457.00</b>	<b>0.00</b>	<b>5,457.00</b>
<b>52200 OFFICE EXPENSE</b>			
Office Depot -office supplies	0.00	250.00	250.00
<b>Total</b>	<b>0.00</b>	<b>250.00</b>	<b>250.00</b>
<b>52300 PROFESSIONAL &amp; SPECIALIZED SERVICES</b>			
Contract for Services	0.00	0.00	0.00
Training for grant writing	0.00	3,500.00	3,500.00
<b>Total</b>	<b>0.00</b>	<b>3,500.00</b>	<b>3,500.00</b>
<b>52700 MINOR EQUIPMENT</b>			
	0.00	0.00	0.00
<b>Total</b>	<b>0.00</b>	<b>0.00</b>	<b>0.00</b>
<b>52870 STAFF TRAINING</b>			
	0.00	0.00	0.00
<b>Total</b>	<b>0.00</b>	<b>0.00</b>	<b>0.00</b>
<b>52905 TRAVEL &amp; TRANSPORTATION</b>			
	1,000.00	0.00	1,000.00
<b>Total</b>	<b>1,000.00</b>	<b>0.00</b>	<b>1,000.00</b>
<b>52910 MEETINGS &amp; CONVENTIONS</b>			
Conferences	2,000.00	0.00	2,000.00
<b>Total</b>	<b>2,000.00</b>	<b>0.00</b>	<b>2,000.00</b>
<b>56200 FIXED ASSETS - EQUIPMENT</b>			
Fixed Asset is an item over \$1,000.00 (List item and estimated cost)	0.00	0.00	0.00
<b>Total</b>	<b>0.00</b>	<b>0.00</b>	<b>0.00</b>
<b>58900 A-87 Cost Allocation Plan</b>			
	2,273.00	0.00	2,273.00
<b>Total</b>	<b>2,273.00</b>	<b>0.00</b>	<b>2,273.00</b>
<b>Combined Total</b>	<b>66,302.00</b>	<b>10,550.00</b>	<b>76,852.00</b>

DEPT #	DEPT	BARG UNIT	PERS CLASS	JOB TITLE	BASE PAY	LONGEVITY	EDUCATION /OTHER	WAGE INC MGMT 4% CONF 4%	STEP INCREA	EDUCA TION /OTHER	FTE	BASE HOURS	FTE UNITS	GROSS	TOTAL	24-25 PERS NORMAL COST	MISC PLAN UNFUNDED LIABILITY	FICA/ MEDICAR E	DEFERR ED COMP	HEALTH INS 2024	25 Health Ins 10% Inc. (estimate)	TOTAL								
1120	Economic Dev	MGMT	MIS1	GSA Director	6,601.22	1,363.15		6,866.27		1,417.68	0.10	26.00	2.60	21,280.80	21,280.80	2,066.37	4,288.84	1,360.97	488.23	60.01	2,088.43	2,192.85	31,738.07							
1120	Economic Dev	MGMT	MIS1	GSA Director	6,601.22	1,363.15		6,866.27		1,417.68	0.10	10.00	1.00	7,964.37	7,964.37	892.90	1,853.26	1,160.80	703.47	60.01	1,871.90	1,965.50	9,125.18							
1120	Economic Dev	CONF	MIS1	Senior Administrative Analyst	38.50		2.70	42.04	40.42	2.94	0.10	2,080.00	208.00	9,195.71	9,195.71	892.90	1,853.26	703.47	60.01	1,871.90	1,965.50	14,670.86								
<b>Total</b>																						38,441.00	2,959.00	6,142.00	3,225.00	488.00	120.00	3,960.00	4,158.00	55,534.00

Budget Unit: AUDITOR-CONTROLLER 1200  
Function: General  
Activity: Finance

DETAIL BY REVENUE CATEGORY AND EXPENDITURE OBJECT	ACTUAL 2022-2023	ADOPTED 2023-2024	BASE 2024-2025	CHANGES 2024-2025	REQUESTED 2024-2025
<b>Intergovernmental Revenues</b>					
45490 State Mandated Cost	5,839.00	5,000.00	5,000.00	0.00	5,000.00
45491 State 4750 PC	12,075.00	10,500.00	10,500.00	2,500.00	13,000.00
Total Intergovernmental Revenue	17,914.00	15,500.00	15,500.00	2,500.00	18,000.00
<b>Charges for Services</b>					
46009 Charges for Services - Auditor	12,957.00	8,750.00	8,750.00	2,250.00	11,000.00
46640 Assessment & Tax Coll Fee	43,742.70	40,150.00	40,150.00	0.00	40,150.00
Total Charges for Services Revenue	56,699.70	48,900.00	48,900.00	2,250.00	51,150.00
<b>Other Revenue</b>					
47890 Miscellaneous Revenues	0.00	0.00	0.00	0.00	0.00
<b>TOTAL REVENUE</b>	<b>74,613.70</b>	<b>64,400.00</b>	<b>64,400.00</b>	<b>4,750.00</b>	<b>69,150.00</b>
<b>Salaries and Employee Benefits</b>					
50100 Salaries and Wages	583,663.87	629,197.00	670,985.00	3,356.00	674,341.00
50102 Overtime	0.00	0.00	0.00	0.00	0.00
50200 Deferred Comp County Match	2,007.72	1,800.00	1,800.00	0.00	1,800.00
50300 Retirement - Employer's Share	53,428.02	63,233.00	64,610.00	325.00	64,935.00
50304 Retirement - Misc. Unfunded Liability	120,188.00	116,543.00	134,100.00	677.00	134,777.00
50310 FICA/Medicare Tax - Employer's Share	43,310.32	48,134.00	51,330.00	257.00	51,587.00
50400 Employee Group Insurance	115,515.47	143,615.00	146,291.00	0.00	146,291.00
50500 Workers' Compensation Insurance	837.92	966.00	1,016.00	0.00	1,016.00
Total Salaries and Employee Benefits	918,951.32	1,003,488.00	1,070,132.00	4,615.00	1,074,747.00
<b>Services and Supplies</b>					
51200 Communications	1,837.44	1,914.00	1,847.00	0.00	1,847.00
51700 Maintenance - Equipment	46,269.55	48,342.00	48,342.00	2,174.00	50,516.00
51760 Maintenance - Programs	4,282.88	5,396.00	5,973.00	0.00	5,973.00
52000 Memberships	646.00	700.00	700.00	0.00	700.00
52200 Office Expense	18,381.81	18,500.00	18,500.00	0.00	18,500.00
52211 G.S.A. Cost Allocation	5,252.00	6,609.00	9,684.00	0.00	9,684.00
52300 Professional & Specialized Services	70,598.98	75,646.00	75,646.00	1,920.00	77,566.00
52500 Rents, Leases - Equipment	981.45	1,150.00	1,150.00	0.00	1,150.00
52700 Minor Equipment	3,638.21	3,000.00	3,000.00	0.00	3,000.00
52870 Staff Training	3,412.80	4,000.00	4,000.00	0.00	4,000.00
52910 Meetings and Conventions	0.00	0.00	0.00	0.00	0.00
Total Services And Supplies	155,301.12	165,257.00	168,842.00	4,094.00	172,936.00

Budget Unit: AUDITOR-CONTROLLER 1200  
Function: General  
Activity: Finance

DETAIL BY REVENUE CATEGORY AND EXPENDITURE OBJECT	ACTUAL 2022-2023	ADOPTED 2023-2024	BASE 2024-2025	CHANGES 2024-2025	REQUESTED 2024-2025
<b>Capital (Fixed) Assets</b>					
56200 Fixed Assets - Equipment	0.00	0.00	0.00	0.00	0.00
<b>A87 - Countywide Cost Allocation Plan</b>					
58900 A-87 Cost Allocation Plan	(684,058.00)	(652,333.00)	(694,788.00)	0.00	(694,788.00)
<b>TOTAL EXPENDITURES/APPROPRIATIONS</b>	<b>390,194.44</b>	<b>516,412.00</b>	<b>544,186.00</b>	<b>8,709.00</b>	<b>552,895.00</b>
<b>NET COST</b>	<b>315,580.74</b>	<b>452,012.00</b>	<b>479,786.00</b>	<b>3,959.00</b>	<b>483,745.00</b>
<b>Requested Increase or (Decrease) in General Fund Contribution</b>					<b>3,959.00</b>

## Budget Notes

### Department: 1200

1. Please provide comments regarding your Department's Requested Budget
  - Add additional rows as needed.
2. You may include additional documentation
  - If included please add your Department Name and number at the top of all supporting documentation

#### REVENUE

We reviewed our actual revenues received for our Cost Plan Billings and our PC 4750 Claims, and feel that we should raise our budgeted figures to more closely match recent actual figures. The projected increases also offset our requested Employee Reclassification.

#### EXPENDITURES

We are requesting a slight increase to our Professional Services line and Maintenance and Equipment line due to contract increases. We would like to replace our HP LaserJet 4350 check printer. An amount of \$3,000 was already budgeted in the minor equipment line. We would like to use it for the printer. Lastly, we would like to reclass Karen Gonzalez from an Accountant I, step E, to a Property Tax and Accounting Analyst. The reclass would add \$4,615 this fiscal year, to our Salary Expenses.

#### FIXED ASSETS

#### OTHER

#### BUDGET ANALYST NOTES



**Auditor (1200)  
Detail of Expenses  
FY24-25**

**SERVICES & SUPPLIES:**

<u>EXPENSES</u>	<u>EXPENSE DETAILS</u>	<u>TOTAL REQUESTED</u>
<b>51200 Communications</b>	Telephone charges Set by Communications Cost Matrix	<b>\$1,847</b>
<b>51700 Maintenance-Equipment</b>	SunGard Public Sector Access Fee - \$43,623 to 45,563 + 1,940 ETS Fee - 2,520 to \$2,778 +258	<b>\$50,516</b>
<b>51760 Maintenance-Programs</b>	Computer Licenses Set by IT Cost Matrix	<b>\$5,973</b>
<b>52000 Memberships</b>	State Assoc. of County Auditors \$450/year Government Finance Officer's A \$250/year	<b>\$700</b>
<b>52200 Office Expense</b>	Paper Order Checks Envelopes Receipts Receipt Books 1099's/w-2's Drum, Toner etc. for copier	<b>\$18,500</b>
<b>52211 GSA Cost Allocation</b>	GSA Cost Allocation From Budget Staff	<b>\$9,684</b>
<b>52300 Prof &amp; Spec Services</b>	Megabyte MGT Cost Plan MGT State Mandated Costs ACA Works GASB 87 Lease Accounting Sof	<b>\$77,566</b>
<b>52500 Rents, Leases-Equip</b>	GSA charges Copier/Printer \$1,150 copier/printer	<b>\$1,150</b>
<b>52700 Minor Equipment</b>	Replace Printer 2250 +750	<b>\$3,000</b>
<b>52870 Staff Training</b>	County Auditor's Conference Fe \$450/semiannually Auditor's Conference Hotel/Trav \$900/semiannually Other Seminars/Workshops \$1,300.00	<b>\$4,000</b>
<b>TOTAL SERVICES &amp; SUPPLIES</b>		<b>\$172,936</b>

**FIXED ASSETS:**

<u>EXPENSES</u>	<u>EXPENSE DETAILS</u>	<u>TOTAL REQUESTED</u>
<b>56200 Equipment</b>		
<b>TOTAL FIXED ASSETS</b>		<b>\$0</b>

**24-25 REVENUE DETAIL  
DEPARTMENT 1200**

	Base Budget	Budget Changes	Requested Budget
<b>45490 State Mandate Costs</b>			
<b>Total</b>	\$ 5,000.00	\$ -	\$ 5,000.00
	<b>5,000.00</b>	<b>-</b>	<b>5,000.00</b>
<b>45491 Court Cost 4750 PC</b>			
<b>Total</b>	10,500.00	\$ 2,500.00	13,000.00
	<b>10,500.00</b>	<b>2,500.00</b>	<b>13,000.00</b>
<b>46009 Charges for Auditor Services</b>			
Cost Plan - Direct Billed Charges	8,750.00	2,250.00	11,000.00
<b>Total</b>	<b>8,750.00</b>	<b>2,250.00</b>	<b>11,000.00</b>
<b>46640 Assmt &amp; Tax Collections</b>			
Direct Charges (Doubling Rate Charged + Adding 1 Time Set-up Fee)	39,500.00	-	39,500.00
Property Tax Admin Fees	650.00	-	650.00
<b>Total</b>	<b>40,150.00</b>	<b>-</b>	<b>40,150.00</b>
<b>Grand Total:</b>	<b>\$ 64,400.00</b>	<b>\$ 4,750.00</b>	<b>\$ 69,150.00</b>

DEPT #	DEPT	NAME	BARG UNIT	PERS CLASS	JOB TITLE	BASE PAY	LONGEVIT Y	EDUCATI ON /OTHER	WAGE INC ELECTED 4% CONF 4% SEIU 4%	STEP INCREAS E	LONGEVIT Y	EDUCATI ON /OTHER	FTE	HOURS	BASE HOURS	FTE UNITS	GROSS TOTAL	24-25 PERS NORMAL COST	PERS MISC PLAN UNFUNDE D LIABILITY	FICA/ MEDICAR E	OTHER PAY	DEFERR ED/COMP	HEALTH INS 2024	25 Health Ins 10% Inc. (estimate)	TOTAL
1200	Auditor	Rouen, T	Elected	MIS3	Auditor-Controller	5,896.88	147.42		6,132.76		153.32		1.00	26.00	26.00	26.00	161,503.75	15,882.01	32,548.79	#####			29,854.80	31,347.54	253,437.13
1200	Auditor	Begovich, M	MM	MIS1	Assistant Auditor	4,323.90	332.94		4,496.86		346.26		1.00	26.00	26.00	124,430.77	12,082.23	25,077.26	9,946.82	5,892.96			1,391.04	1,460.59	179,190.71
1200	Auditor	Thomas, C	Conf	MIS3	Payroll Manager	44.83	1.12		46.62		1.17		1.00	2080.00	2080.00	98,224.32	9,537.58	19,795.72	7,514.16	600.08			18,719.04	19,654.99	155,326.86
1200	Auditor	Baron, B	Conf	MIS3	Accountant I	34.95			36.35		0.91		1.00	2080.00	2080.00	75,726.86	7,353.08	15,261.68	5,793.11	600.08			26,769.60	28,108.08	132,842.88
1200	Auditor	Gonzalez, K	GU	MIS3	Accountant I	34.96			36.36				1.00	2080.00	2080.00	74,730.50	7,256.33	15,060.87	5,716.88				26,769.60	28,108.08	130,872.66
1200	Auditor	Vaslovich, P	GU	MIS3	Accountant I	33.29			34.62		36.35		1.00	2080.00	2080.00	71,299.19	6,923.15	14,369.34	5,454.39				9,050.88	9,503.42	107,549.49
1200	Auditor	West, C	GU	MIS3	Finance Technician	27.77			28.88		30.32		1.00	2080.00	2080.00	59,476.68	5,775.19	11,986.68	4,549.97				26,769.60	28,108.08	109,896.59

Requested Changes:

1200	Auditor	Gonzalez, K	GU	MIS3	Accountant I	34.96			36.36				-1.00	2080.00	2080.00	-74,730.50	-7,256.33	-15,060.87	(5,716.88)			(26,769.60)	-28,108.08	(130,872.66)	
1200	Auditor	Gonzalez, K	GU	MIS3	Prop Tax & Acct Analyst	36.53			37.99				1.00	2080.00	2080.00	78,086.53	7,582.20	15,737.23	5,973.62				26,769.60	28,108.08	135,487.66

Total 668,748.00 64,935.00 134,777.00 ##### 5,693.00 1,800.00 139,325.00 146,291.00 1,073,731.00

# AMADOR COUNTY HUMAN RESOURCES

## REQUEST FOR POSITION TO BE ADDED OR RECLASSIFIED

\*\*MUST COMPLETE ALL THREE (3) PAGES\*\*

DATE:  
3/26/24

DEPARTMENT:  
Auditor

BUDGET NUMBER:  
1200

DEPARTMENT HEAD NAME:  
Tacy Oneto Rouen

DEPARTMENT HEAD TITLE:  
Auditor Controller

RECLASSIFICATION  ADD NEW POSITION  EFFECTIVE DATE: 7/1/24

CURRENT CLASSIFICATION: Accountant I  N/A

TITLE OF PROPOSED CLASSIFICATION:  
Property Tax and Accounting Analyst

NAME OF EMPLOYEE:  
Karen Gonzalez

PROPOSED SALARY: \_\_\_\_\_ (in some cases a salary survey may be required)

PROPOSED RANGE:  
3021

### REASON FOR THE NEW POSITION TO BE ADDED OR RECLASSIFIED

**The following information is required for all reclassifications and new position requests:**

- Significant and permanent changes in the assigned responsibilities
- Permanent increased workload – reason for increase \_\_\_\_\_
- Change in level of supervision received and/or exercised
- Department reorganization
- Other \_\_\_\_\_

Please describe the reason for the request, providing additional details about the selection(s) above (e.g. describe reason for reorganization and/or increased workload):

Karen's responsibilities have changed from the work of an Accountant I to those of a Property Tax & Accounting Analyst. At the end of 2021 our Property Tax & Accounting Analyst left, and at that time we decided not to fill that position. At the time, there was no one in the office with Property Tax knowlegde. Since 2021, Karen has been learning and fulfilling the duties of the Property Tax position.

**REQUEST FOR POSITION TO BE ADDED OR RECLASSIFIED**

Do you have other classifications with similar level duties as the proposed reclassification or position you wish to add? If so, have you considered redistributing the duties?

No, we do not have an similar positions.

Please explain what evaluations have been performed to justify this request?

Karen is currently performing many of the Property Tax job duties for our office. These duties are not part of the Accountant I job class, they are duties that fall under the Property Tax & Accounting

Analyst. I have been reviewing Karen's work on Property Taxes and have noted significant improvement over the last few years, rarely needing to make any adjustments. She has gained extensive expertise.

Essential duties of the position to be added or reclassified. Please include the most important and frequently performed duties:

The most important duties that Karen performs are, assisting in the calculation of property tax apportionment factors, reconciling and maintaing all the various tax rolls, and apportioning monies to the various cities, special districts, and other public agencies. Karen is responsible for apportioning out approximately 30 million dollars in property tax revenue yearly. The process is very technical and detailed. We feel that over the last two years she has learned so much about this specialized position and that she should be reclassified to the Property Tax and Accounting Analyst. If she continues to work in the Accountant I job class, she will be working out of class.

**REQUEST FOR POSITION TO BE ADDED OR RECLASSIFIED**

**ATTACHMENTS**

- Prior job description
- Revised job description
- Proposed new job description
- Organizational Chart
- Other

Requestor Signature:

*Jany Omata Kauer 3/29/24*

Director of Human Resources Signature:

**HUMAN RESOURCES USE ONLY**

Date Received: \_\_\_\_\_

Accepted  Rejected

Recommendation:

Approve  Deny

Comments:

\_\_\_\_\_  
\_\_\_\_\_  
\_\_\_\_\_

Budget Analyst/Director Copy  Yes  No

Budget Year \_\_\_\_\_

Budget Unit: TREASURER 1210  
Function: General  
Activity: Finance

DETAIL BY REVENUE CATEGORY AND EXPENDITURE OBJECT	ACTUAL 2022-2023	ADOPTED 2023-2024	BASE 2024-2025	CHANGES 2024-2025	REQUESTED 2024-2025
<b>Interest and Rentals</b>					
44100 Interest	202,711.15	210,000.00	210,000.00	0.00	210,000.00
<b>TOTAL REVENUE</b>	<b>202,711.15</b>	<b>210,000.00</b>	<b>210,000.00</b>	<b>0.00</b>	<b>210,000.00</b>
<b>Salaries and Benefits</b>					
50100 Salaries and Wages	129,762.98	182,879.00	193,180.00	0.00	193,180.00
50200 Deferred Comp County Match	302.31	300.00	300.00	0.00	300.00
50300 Retirement - Employer's Share	15,798.65	22,543.00	22,920.00	0.00	22,920.00
50304 Retirement - PERS Misc. Unfunded Liability	25,379.00	34,178.00	38,933.00	0.00	38,933.00
50310 FICA/Medicare Tax - Employer's Share	9,293.79	13,990.00	14,778.00	0.00	14,778.00
50400 Employee Group Insurance	10,960.84	40,630.00	43,839.00	0.00	43,839.00
50500 Workers' Compensation Insurance	163.90	189.00	199.00	0.00	199.00
Total Salaries and Employee Benefits	191,661.47	294,709.00	314,149.00	0.00	314,149.00
<b>Services and Supplies</b>					
51200 Communications	295.64	255.00	244.00	0.00	244.00
51700 Maintenance - Equipment	667.15	700.00	700.00	50.00	750.00
51760 Maintenance - Programs	734.08	752.00	838.00	0.00	838.00
52000 Memberships	150.00	300.00	300.00	0.00	300.00
52200 Office Expense	2,725.98	3,300.00	3,300.00	200.00	3,500.00
52211 G.S.A. Cost Allocation	1,480.00	1,533.00	2,203.00	0.00	2,203.00
52300 Professional & Specialized Services	6,202.23	7,000.00	7,000.00	250.00	7,250.00
52500 Rents, Leases - Equipment	18.21	121.00	121.00	0.00	121.00
52700 Minor Equipment	1,000.00	1,000.00	1,000.00	0.00	1,000.00
52870 Staff Training	0.00	100.00	100.00	0.00	100.00
52910 Meetings and Conventions	849.25	2,150.00	2,150.00	350.00	2,500.00
Total Services and Supplies	14,122.54	17,211.00	17,956.00	850.00	18,806.00
<b>Capital (Fixed) Assets</b>					
56200 Fixed Assets - Equipment	0.00	0.00	0.00	0.00	0.00
<b>A-87 Countywide Cost Allocation Plan</b>					
58900 A-87 Cost Allocation Plan	31,170.00	31,223.00	42,126.00	0.00	42,126.00
<b>TOTAL EXPENDITURES/APPROPRIATIONS</b>	<b>236,954.01</b>	<b>343,143.00</b>	<b>374,231.00</b>	<b>850.00</b>	<b>375,081.00</b>
<b>NET COST</b>	<b>34,242.86</b>	<b>133,143.00</b>	<b>164,231.00</b>	<b>850.00</b>	<b>165,081.00</b>
<b>Requested Increase or (Decrease) in General Fund Contribution</b>					<b>850.00</b>

## Budget Notes

### Department: 1210

1. Please provide comments regarding your Department's Requested Budget
  - Add additional rows as needed.
2. You may include additional documentation
  - If included please add your Department Name and number at the top of all supporting documentation

#### REVENUE

#### EXPENDITURES

The Treasurer's Budget requested increases are minimal in Maintenance-Equipment (51700) to service our Currency Scanner. This figure is based on actual 2023-2024 costs.

Office Expense (52200) due to the increased costs of postage, paper and ink cartridges.

Professional & Specialized Services (52300) is based on increases to Pentamation Maintenance.

Meetings & Conventions (52910) which are all based on actual costs and go up each year.

#### FIXED ASSETS

#### OTHER

#### BUDGET ANALYST NOTES



**24-25 EXPENDITURE DETAIL  
TREASURER (1210)**

	Base Budget	Budget Changes	Requested Budget
<b>SALARIES AND BENEFITS</b>			
<b>Total</b>	<b>314,149.00</b>	<b>0.00</b>	<b>314,149.00</b>
<b>51200 COMMUNICATIONS</b>			
IT Telephone Charges (Common & Long Distance)	244.00	0.00	244.00
<b>Total</b>	<b>244.00</b>	<b>0.00</b>	<b>244.00</b>
<b>51700 Maintenance-Equipment</b>			
JetScan iFXi132 Currency Scanner	700.00	50.00	750.00
<b>Total</b>	<b>700.00</b>	<b>50.00</b>	<b>750.00</b>
<b>51760 MAINTENANCE - PROGRAMS</b>			
IT Costs per Technology Cost Matrix	838.00	0.00	838.00
<b>Total</b>	<b>838.00</b>	<b>0.00</b>	<b>838.00</b>
<b>52000 MEMBERSHIPS</b>			
California Association of County Treasurers and Tax Collectors	300.00	0.00	300.00
<b>Total</b>	<b>300.00</b>	<b>0.00</b>	<b>300.00</b>
<b>52200 OFFICE EXPENSE</b>			
GSA Charges, Supplies & Printing/Other	850.00	50.00	900.00
Postage	2,450.00	150.00	2,600.00
<b>Total</b>	<b>3,300.00</b>	<b>200.00</b>	<b>3,500.00</b>
<b>52211 GSA DEPT. COST ALLOCATION</b>			
GSA Charges	2,203.00	0.00	2,203.00
<b>Total</b>	<b>2,203.00</b>	<b>0.00</b>	<b>2,203.00</b>
<b>52300 PROFESSIONAL &amp; SPECIALIZED SERVICES</b>			
PLUS/Pentamation Maintenance	7,000.00	250.00	7,250.00
<b>Total</b>	<b>7,000.00</b>	<b>250.00</b>	<b>7,250.00</b>
<b>52500 RENTS/LEASES - EQUIPMENT</b>			
GSA Copier Pool Plan	121.00	0.00	121.00
<b>Total</b>	<b>121.00</b>	<b>0.00</b>	<b>121.00</b>
<b>52700 MINOR EQUIPMENT</b>			
Panini X IJ Check Scanner	1,000.00	0.00	1,000.00
<b>Total</b>	<b>1,000.00</b>	<b>0.00</b>	<b>1,000.00</b>
<b>52870 STAFF TRAINING</b>			
None	100.00	0.00	100.00
<b>Total</b>	<b>100.00</b>	<b>0.00</b>	<b>100.00</b>
<b>52910 MEETINGS &amp; CONVENTIONS</b>			
CACTTC Annual Conference	900.00	250.00	1,150.00
CACTTC Area Meetings	100.00	50.00	150.00
CACTTC Education Seminar	650.00	50.00	700.00
CDIAC Conference	500.00	0.00	500.00
Misc Meetings/Travel	0.00	0.00	0.00
<b>Total</b>	<b>2,150.00</b>	<b>350.00</b>	<b>2,500.00</b>

**24-25 EXPENDITURE DETAIL  
TREASURER (1210)**

	<b>Base Budget</b>	<b>Budget Changes</b>	<b>Requested Budget</b>
<b>56200 FIXED ASSETS-EQUIPMENT 56200</b>			
None	0.00	0.00	0.00
<b>Total</b>	<b>0.00</b>	<b>0.00</b>	<b>0.00</b>
<b>58900 A-87 COST ALLOCATION PLAN</b>			
<b>Total</b>	<b>42,126.00</b>	<b>0.00</b>	<b>42,126.00</b>
<b>COMBINED TOTAL</b>	<b>374,231.00</b>	<b>850.00</b>	<b>375,081.00</b>

**24-25 REVENUE DETAIL  
TREASURER (1210)**

	<b>Base Budget</b>	<b>Budget Changes</b>	<b>Requested Budget</b>
<b>44100 Interest</b>			
Reimbursement from Interest Earnings	210,000.00	0.00	210,000.00
<b>Total</b>	<b>210,000.00</b>	<b>0.00</b>	<b>210,000.00</b>

DEPT #	DEPT	NAME	BARG UNIT	PERS CLASS	JOB TITLE	BASE PAY	LONGEVITY	EDUCATI ON /OTHER	ELECTED 4% SEIU/4%	STEP INCREASE	LONGEVITY	EDUCATI ON /OTHER	FTE	BASE HOURS	FTE UNITS	GROSS	TOTAL	24-25 PERS NORMAL COST	24-25 PERS MISC PLAN UNFUNDED LIABILITY	FICA/ MEDICARE	OTHER PAY	DEFERR ED COMP	HEALTH INS 2024	25 Health Ins 10% Inc. (estimate)	TOTAL						
																										24-25 PERS MISC PLAN UNFUNDED LIABILITY	FICA/ MEDICARE	OTHER PAY	DEFERR ED COMP	HEALTH INS 2024	25 Health Ins 10% Inc. (estimate)
1210	Treasurer	Nelson, L	Elected	MIS1	Treasurer/Tax Co	5,896.88	454.06		6,132.76		472.22		0.50	26.00	13.00	84,848.56	84,848.56	12,401.22	17,100.02	6,490.91		300.04	10,442.16	10,964.27	132,105.02						
1210	Treasurer	Matthews, P MM		MIS1	Chief Deputy Treas	3,340.85	83.52		3,474.48		86.86		0.50	26.00	13.00	45,749.60	45,749.60	4,442.29	9,220.18	3,498.84			4,540.08	4,767.08	67,679.00						
1210	Treasurer	Luvian, M. GU		MIS3	Treasurer Technic	28.50			29.64	31.12		1.00	2080.00	2080.00	2080.00	62,581.44	62,581.44	6,076.66	12,612.40	4,787.48			26,769.60	28,108.08	114,166.06						
																							193,180.00	22,920.00	38,933.00	14,778.00	0.00	300.00	41,752.00	43,839.00	313,950.00

Changes:

Total 193,180.00 22,920.00 38,933.00 14,778.00 0.00 300.00 41,752.00 43,839.00 313,950.00

Budget Unit: ASSESSOR 1220  
Function: General  
Activity: Finance

DETAIL BY REVENUE CATEGORY AND EXPENDITURE OBJECT	ACTUAL 2022-2023	ADOPTED 2023-2024	BASE 2024-2025	CHANGES 2024-2025	REQUESTED 2024-2025
<b>Intergovernmental Revenues</b>					
45240 State Aid Other	0.00	0.00	0.00	0.00	0.00
<b>Charges for Services</b>					
46640 Assessment & Tax Coll Fee	85,834.07	60,000.00	60,000.00	0.00	60,000.00
<b>Other Revenues</b>					
47890 Miscellaneous Revenues	3,574.59	950.00	950.00	0.00	950.00
<b>TOTAL REVENUE</b>	<b>89,408.66</b>	<b>60,950.00</b>	<b>60,950.00</b>	<b>0.00</b>	<b>60,950.00</b>
<b>Salaries and Benefits</b>					
50100 Salaries and Wages	822,557.96	860,128.00	907,621.00	3,527.00	911,148.00
50200 Deferred Comp County Match	3,992.44	4,201.00	4,201.00	0.00	4,201.00
50300 Retirement - Employer's Share	84,977.29	95,069.00	96,942.00	342.00	97,284.00
50304 Retirement - PERS Misc. Unfunded Liabilit	170,096.00	159,568.00	182,872.00	711.00	183,583.00
50310 FICA/Medicare Tax - Employer's Share	60,245.50	65,104.00	68,312.00	270.00	68,582.00
50400 Employee Group Insurance	153,461.30	170,786.00	203,724.00	0.00	203,724.00
50405 Retirement Health Savings	0.00	0.00	0.00	0.00	0.00
50500 Workers' Compensation Insurance	3,460.11	3,988.00	4,193.00	0.00	4,193.00
<b>Total Salaries and Employee Benefits</b>	<b>1,298,790.60</b>	<b>1,358,844.00</b>	<b>1,467,865.00</b>	<b>4,850.00</b>	<b>1,472,715.00</b>
<b>Services and Supplies</b>					
51200 Communications	3,182.16	3,556.00	3,506.00	0.00	3,506.00
51700 Maintenance - Equipment	0.00	1,500.00	1,500.00	0.00	1,500.00
51760 Maintenance - Programs	9,290.95	14,423.00	16,279.00	150.00	16,429.00
52000 Memberships	850.00	900.00	900.00	0.00	900.00
52200 Office Expense	24,351.17	24,138.00	24,138.00	648.00	24,786.00
52211 G.S.A. Cost Allocation	5,201.00	6,934.00	8,355.00	0.00	8,355.00
52300 Professional & Specialized Services	61,274.73	48,969.00	48,969.00	(6,248.00)	42,721.00
52307 System Development	0.00	1,650.00	1,650.00	150.00	1,800.00
52308 Special Appraisal	1,650.00	50,000.00	50,000.00	0.00	50,000.00
52500 Rents, Leases - Equipment	490.77	1,000.00	1,000.00	0.00	1,000.00
52700 Minor Equipment	542.42	0.00	0.00	450.00	450.00
52820 Appraisal Training	563.48	2,000.00	2,000.00	0.00	2,000.00
52870 Staff Training	0.00	2,650.00	2,650.00	0.00	2,650.00
52900 G.S.A. and In-County Travel	12,398.60	15,400.00	15,400.00	0.00	15,400.00
52910 Meetings and Conventions	4,138.15	8,750.00	8,750.00	0.00	8,750.00
<b>Total Services And Supplies</b>	<b>123,933.43</b>	<b>181,870.00</b>	<b>185,097.00</b>	<b>(4,850.00)</b>	<b>180,247.00</b>
<b>Capital (Fixed) Assets</b>					
56200 Fixed Assets - Equipment	0.00	4,494.00	0.00	0.00	0.00
<b>A-87 Countywide Cost Allocation Plan</b>					
58900 A-87 Cost Allocation Plan	127,156.00	143,301.00	138,762.00	0.00	138,762.00
<b>TOTAL EXPENDITURES/APPROPRIATIONS</b>	<b>1,549,880.03</b>	<b>1,688,509.00</b>	<b>1,791,724.00</b>	<b>0.00</b>	<b>1,791,724.00</b>
<b>NET COST</b>	<b>1,460,471.37</b>	<b>1,627,559.00</b>	<b>1,730,774.00</b>	<b>0.00</b>	<b>1,730,774.00</b>

**Requested Increase or (Decrease) in General Fund Contribution 0.00**

# Budget Notes

**Department: 1220**

1. Please provide comments regarding your Department's Requested Budget
  - Add additional rows as needed.
2. You may include additional documentation
  - If included please add your Department Name and number at the top of all supporting documentation

<b>REVENUE</b>
<b>EXPENDITURES</b>
<b>FIXED ASSETS</b>
<b>OTHER</b>
<b>BUDGET ANALYST NOTES</b>
4/8/24 Department meeting notes: Reduction to 52300 by \$7,914 to balance the budget.

**24-25 EXPENDITURE DETAIL  
DEPARTMENT 1220 ASSESSOR**

	Base Budget	Budget Changes	Requested Budget
<b>SALARIES AND BENEFITS</b>			
<b>Total</b>	<b>1,467,865.00</b>	<b>4,850.00</b>	<b>1,472,715.00</b>
<b>51200 COMMUNICATIONS</b>			
IT Telephone Charges	3,506.00	0.00	3,506.00
<b>Total</b>	<b>3,506.00</b>	<b>0.00</b>	<b>3,506.00</b>
<b>51700 Maintenance-Equipment</b>			
Office Machine Maintenance-Misc.	300.00	0.00	300.00
Upgrade copy machine/scanner	1,200.00	0.00	1,200.00
Computer maintenance supplies	0.00	0.00	0.00
<b>Total</b>	<b>1,500.00</b>	<b>0.00</b>	<b>1,500.00</b>
<b>51760 MAINTENANCE - PROGRAMS</b>			
IT Costs per Technology Cost Matrix	12,976.00	0.00	12,976.00
APEX sketch (6 users at \$225.00/user)	1,350.00	150.00	1,500.00
Specialized Software Maintenance Agreement (\$60 per mo x 12)	720.00	0.00	720.00
DLT Solutions	1,233.00	0.00	1,233.00
<b>Total</b>	<b>16,279.00</b>	<b>150.00</b>	<b>16,429.00</b>
<b>52000 MEMBERSHIPS</b>			
California Assessors Association	650.00	0.00	650.00
Northern California Assessors Association	200.00	0.00	200.00
Society of Auditor Appraisers (\$25/person)	50.00	0.00	50.00
<b>Total</b>	<b>900.00</b>	<b>0.00</b>	<b>900.00</b>
<b>52200 OFFICE EXPENSE</b>			
Postage	4,500.00	0.00	4,500.00
Printing	3,000.00	0.00	3,000.00
Office Supplies	800.00	0.00	800.00
Advertising-Public Notices	380.00	0.00	380.00
Subscriptions:			
Ledger Dispatch (newspaper)	100.00	0.00	100.00
Metro List (4 users at \$150/month or \$1800/year/user)	7,200.00	0.00	7,200.00
NADA (JD Power)	426.00	0.00	426.00
Aircraft Bluebook	630.00	320.00	950.00
Marine Blue Book (BUC)	452.00	28.00	480.00
CoStar	5,400.00	300.00	5,700.00
Marshall Swift	1,250.00	0.00	1,250.00
<b>Total</b>	<b>24,138.00</b>	<b>648.00</b>	<b>24,786.00</b>
<b>52211 GSA Cost Allocation</b>			
<b>Total</b>	<b>8,355.00</b>	<b>0.00</b>	<b>8,355.00</b>
<b>Total</b>	<b>8,355.00</b>	<b>0.00</b>	<b>8,355.00</b>
<b>52300 PROFESSIONAL &amp; SPECIALIZED SERVICES</b>			
MPTS Property Tax System Maintenance (\$3,071/mo)	45,306.00	(6,373.00)	38,933.00
Online Business Property Maintenance Support	3,663.00	125.00	3,788.00
Public Web	0.00	0.00	0.00
<b>Total</b>	<b>48,969.00</b>	<b>(6,248.00)</b>	<b>42,721.00</b>

**24-25 EXPENDITURE DETAIL  
DEPARTMENT 1220 ASSESSOR**

	Base Budget	Budget Changes	Requested Budget
<b>52307 SYSTEM DEVELOPMENT</b>			
SDR/E-SDR Maintenance and Development	500.00	50.00	550.00
SDR - eforms	500.00	50.00	550.00
eForms	650.00	50.00	700.00
<b>Total</b>	<b>1,650.00</b>	<b>150.00</b>	<b>1,800.00</b>
<b>52308 SPECIAL APPRAISALS</b>			
Mineral Rights Valuations-Increased to 14/15 base per CI 4-29-	50,000.00	0.00	50,000.00
Counsel	0.00	0.00	0.00
<b>Total</b>	<b>50,000.00</b>	<b>0.00</b>	<b>50,000.00</b>
<b>52500 RENTS/LEASES - EQUIPMENT</b>			
GSA Support Services	1,000.00	0.00	1,000.00
<b>Total</b>	<b>1,000.00</b>	<b>0.00</b>	<b>1,000.00</b>
<b>52700 MINOR EQUIPMENT</b>			
	0.00	450.00	450.00
<b>Total</b>	<b>0.00</b>	<b>450.00</b>	<b>450.00</b>
<b>52820 APPRAISAL TRAINING</b>			
Appraisal and Assessment Classes - continuing education	2,000.00	0.00	2,000.00
<b>Total</b>	<b>2,000.00</b>	<b>0.00</b>	<b>2,000.00</b>
<b>52870 STAFF TRAINING</b>			
Special Training for Department	1,500.00	0.00	1,500.00
Staff training expenses (meals, parking, mileage)	1,150.00	0.00	1,150.00
<b>Total</b>	<b>2,650.00</b>	<b>0.00</b>	<b>2,650.00</b>
<b>52900 GSA &amp; In-County Travel</b>			
Vehicle Rental (375x12)+(200x12)	6,900.00	0.00	6,900.00
Fuel	5,200.00	0.00	5,200.00
Parts & Labor	2,500.00	0.00	2,500.00
Tires	800.00	0.00	800.00
<b>Total</b>	<b>15,400.00</b>	<b>0.00</b>	<b>15,400.00</b>
<b>52910 MEETINGS &amp; CONVENTIONS</b>			
Conferences (list conference & purpose)			
Northern California Assessors' Conference (Staff Education)	1,650.00	0.00	1,650.00
Bay Area Assessors' Association Conference (Management P	1,350.00	0.00	1,350.00
Central Southern California Assessors' Association (New Tecl	1,350.00	0.00	1,350.00
Northern California Assessors' Business Meeting and Roundt	450.00	0.00	450.00
Organization of Chief Appraisers Conference (Office Appraisa	1,100.00	0.00	1,100.00
Calif. Cadastral Mapping Association (Mapping and property li	600.00	0.00	600.00
Chief Auditor-Appraiser Conf. (Business Property Assessmen	1,050.00	0.00	1,050.00
California Assessors' Administrative Services Association (C/	1,200.00	0.00	1,200.00
<b>Total</b>	<b>8,750.00</b>	<b>0.00</b>	<b>8,750.00</b>
<b>56200 FIXED ASSETS - EQUIPMENT</b>			
Fixed Asset is an item over \$1,000.00 (List item and estimated cost)			
Three Dell Computers with(2) 24" Displays	0.00	0.00	0.00
(moved to minor equipment)	0.00	0.00	0.00
<b>Total</b>	<b>0.00</b>	<b>0.00</b>	<b>0.00</b>
<b>58900 A-87 COST PLAN ALLOCATION</b>			
<b>Total</b>	<b>138,762.00</b>	<b>0.00</b>	<b>138,762.00</b>
<b>Combined Total</b>	<b>1,791,724.00</b>	<b>0.00</b>	<b>1,791,724.00</b>



**24-25 REVENUE DETAIL  
DEPARTMENT 1220 ASSESSOR**

	Base Budget	Budget Changes	Requested Budget
<b>45240 State Aid Other</b>			
Grant	0.00	0.00	0.00
<b>Total</b>	<b>0.00</b>	<b>0.00</b>	<b>0.00</b>
<b>46640 Assessmnt and Tax Collection Fee %</b>			
Tax Administrative Charges	60,000.00	0.00	60,000.00
<b>Total</b>	<b>60,000.00</b>	<b>0.00</b>	<b>60,000.00</b>
<b>47890 Miscellaneous</b>			
Prop 172	950.00	0.00	950.00
<b>Total</b>	<b>950.00</b>	<b>0.00</b>	<b>950.00</b>
<b>Combined Total</b>	<b>60,950.00</b>	<b>0.00</b>	<b>60,950.00</b>

DEPT #	NAME	BARG UNIT	PERS CLASS	JOB TITLE	BASE PAY	LONGE VITY /	EDUCA TION /	EDUCA TION /	STEP INCRE ASE	LONGE VITY /	EDUCA TION /	FTE	BASE HOURS	FTE UNITS	GROSS TOTAL	24-25 PERS NORMAL COST	24-25 PERS MISC PLAN UNFUNDED LIABILITY	FICA/ MEDICARE	OTHER PAY	DEFERR ED COMP	HEALTH INS 2024	25 Health Ins 10% Inc. (estimate)	TOTAL
1220	Rooney, J.	Elected	MIS1	Assessor	5,895.88	775.44	806.46	1.00	26.00	26.00	178,284.38	26.00	178,284.38	26,145.63	35,930.69	12,517.52	600.08	29,825.52	31,316.80	284,795.10			
1220	Himmelmann, J	MM	MIS3	Asst Assessor	3,819.35	95.48	99.30	1.00	26.00	26.00	104,604.36	10,157.08	104,604.36	10,157.08	21,091.52	8,002.23	26,769.60	28,108.08	171,953.28				
1220	Bautista, P	GU	MIS1	Appraiser II	38.85	1.97	2.05	1.00	2080.00	2080.00	87,250.37	8,472.01	17,584.07	8,472.01	17,584.07	6,683.47	18,508.32	19,433.74	140,138.93				
1220	Bentolero, N.	GU	MIS3	Appraiser II	38.85			1.00	2080.00	2080.00	83,045.76	8,063.74	83,045.76	8,063.74	16,736.69	6,361.81	8,840.16	9,282.17	124,205.46				
1220	Chien, Jason	GU	MIS3	Appraiser II	38.85			1.00	2080.00	2080.00	83,045.76	8,063.74	83,045.76	8,063.74	16,736.69	6,361.81	8,840.16	9,282.17	124,205.46				
1220	Vacant	GU	MIS3	Appraiser I	27.85			1.00	2080.00	2080.00	59,532.16	5,780.57	59,532.16	5,780.57	11,997.86	4,554.21	26,769.60	28,108.08	142,307.28				
1220	Rooney, K.	GU	MIS3	Auditor-Appraiser I	31.91			1.00	2080.00	2080.00	68,210.82	6,623.27	68,210.82	6,623.27	13,746.92	5,218.13	9,050.88	9,503.42	103,302.56				
1220	Milbourne, T*	GU	MIS1	Fin & Admin Svcsr	38.11	2.93	3.05	1.00	1872.00	1872.00	78,962.99	7,667.31	15,913.87	7,667.31	15,913.87	6,040.67	18,719.04	19,654.99	128,239.83				
1220	Peters, R.	GU	MIS3	Admin Tech	27.29			1.00	2080.00	2080.00	60,151.53	5,840.71	12,122.69	5,840.71	12,122.69	4,601.59	18,719.04	19,654.99	102,971.59				
1220	Stoneypher, K.	GU	MIS3	Admin Tech	27.29			1.00	2080.00	2080.00	61,593.31	5,980.71	12,413.26	5,980.71	12,413.26	4,711.89	9,050.88	9,503.42	94,802.67				
1220	O'Brien, C.	GU	MIS3	Admin Asst I	19.98			1.00	2080.00	2080.00	42,709.25	4,147.07	42,709.25	4,147.07	8,607.44	3,267.26	18,719.04	19,654.99	78,986.09				

Changes:

1220	Rooney, K.	GU	MIS3	Auditor-Appraiser I	31.91			-1.00	2080.00	-2080.00	(68,210.82)	(6,623.27)	(13,746.92)	(6,623.27)	(13,746.92)	(5,218.13)	(9,050.88)	(9,503.42)	(103,302.56)
1220	Rooney, K.	GU	MIS3	Auditor-Appraiser II	33.56			1.00	2080.00	2080.00	71,737.86	6,965.75	71,737.86	6,965.75	14,457.75	5,487.95	9,050.88	9,503.42	108,152.72

**Total** 910,918.00 97,284.00 183,563.00 230.00 4,201.00 194,023.00 203,724.00 1,468,521.00

\*Voluntary 10% Reduced Work Schedule

# AMADOR COUNTY HUMAN RESOURCES

## REQUEST FOR POSITION TO BE ADDED OR RECLASSIFIED

\*\*MUST COMPLETE ALL THREE (3) PAGES\*\*

DATE: 03/28/2024	
DEPARTMENT: Assessor	BUDGET NUMBER: 1220
DEPARTMENT HEAD NAME: James Rooney	
DEPARTMENT HEAD TITLE: Assessor	
RECLASSIFICATION <input checked="" type="checkbox"/> ADD NEW POSITION <input type="checkbox"/> EFFECTIVE DATE:	
CURRENT CLASSIFICATION: Auditor-Appraiser I	<input type="checkbox"/> N/A
TITLE OF PROPOSED CLASSIFICATION: Auditor-Appraiser II	
NAME OF EMPLOYEE: Kevin Rooney	
PROPOSED SALARY: 33.56	(in some cases a salary survey may be required)
PROPOSED RANGE: Step B	

### REASON FOR THE NEW POSITION TO BE ADDED OR RECLASSIFIED

**The following information is required for all reclassifications and new position requests:**

- Significant and permanent changes in the assigned responsibilities
- Permanent increased workload – reason for increase \_\_\_\_\_
- Change in level of supervision received and/or exercised
- Department reorganization
- Other

Please describe the reason for the request, providing additional details about the selection(s) above (e.g. describe reason for reorganization and/or increased workload):

This position is being asked to perform more advanced duties such as auditing businesses and

creating innovations to help position be more efficient.

**REQUEST FOR POSITION TO BE ADDED OR RECLASSIFIED**

Do you have other classifications with similar level duties as the proposed reclassification or position you wish to add? If so, have you considered redistributing the duties?

No

Please explain what evaluations have been performed to justify this request?

We have been advised by the State Board of Equalization that more audits need to be performed.

We have also contacted othe Assessor Offices to verify that the additional duties are done by upper level positions.

Essential duties of the position to be added or reclassified. Please include the most important and frequently performed duties:

Sending out informational request forms that have to be entered into our system.

Values business properties considering depreciation.

Values boats and aircraft having to consider years makes models and depreciation.

Field visits to audit businesses to make sure assessments are fair and accurate.


This position also creates and updates the Assessor parcel maps.

**REQUEST FOR POSITION TO BE ADDED OR RECLASSIFIED**

**ATTACHMENTS**

- Prior job description
- Revised job description
- Proposed new job description
- Organizational Chart
- Other

Requestor Signature:



Director of Human Resources Signature:

**HUMAN RESOURCES USE ONLY**

Date Received: \_\_\_\_\_

- Accepted  Rejected

Recommendation:

- Approve  Deny

Comments:

---

---

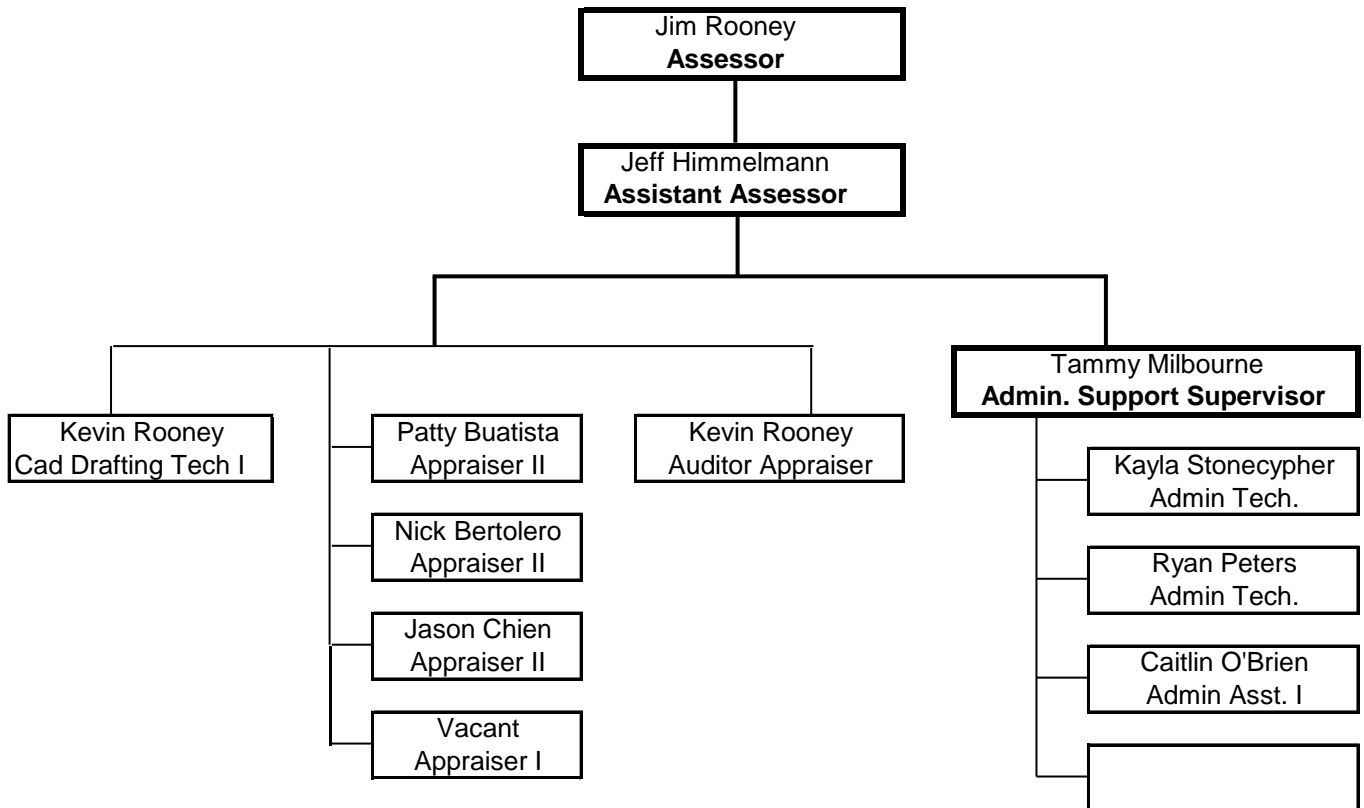
---

---

Budget Analyst/Director Copy  Yes  No

Budget Year \_\_\_\_\_

2005 - 2006 Budget  
ASSESSOR  
Item #2 - ORGANIZATIONAL CHART



Budget Unit: TAX COLLECTOR 1230  
Function: General  
Activity: Finance

DETAIL BY REVENUE CATEGORY AND EXPENDITURE OBJECT	ACTUAL 2022-2023	ADOPTED 2023-2024	BASE 2024-2025	CHANGES 2024-2025	REQUESTED 2024-2025
<b>Charges for Services</b>					
46640 Assessment & Tax Coll Fee	97,240.86	42,000.00	42,000.00	0.00	42,000.00
46641 Tax Collector Fee	25,000.00	25,000.00	25,000.00	0.00	25,000.00
46650 Tax Collector Publication	0.00	150.00	150.00	0.00	150.00
Total Charges for Services	122,240.86	67,150.00	67,150.00	0.00	67,150.00
<b>Other Revenues</b>					
47890 Miscellaneous Revenues	15,400.00	20,000.00	20,000.00	0.00	20,000.00
<b>TOTAL REVENUE</b>	<b>137,640.86</b>	<b>87,150.00</b>	<b>87,150.00</b>	<b>0.00</b>	<b>87,150.00</b>
<b>Salaries and Benefits</b>					
50100 Salaries and Wages	250,293.91	219,497.00	232,601.00	0.00	232,601.00
50200 Deferred Comp County Match	884.05	300.00	300.00	0.00	300.00
50300 Retirement - Employer's Share	26,831.19	25,640.00	26,158.00	0.00	26,158.00
50304 Retirement - PERS Misc. Unfunded Liability	50,903.00	39,886.00	45,653.00	0.00	45,653.00
50310 FICA/Medicare Tax - Employer's Share	18,347.66	16,792.00	17,794.00	0.00	17,794.00
50400 Employee Group Insurance	23,601.50	32,816.00	35,417.00	0.00	35,417.00
50500 Workers' Compensation Insurance	280.93	324.00	340.00	0.00	340.00
Total Salaries and Employee Benefits	371,142.24	335,255.00	358,263.00	0.00	358,263.00
<b>Services and Supplies</b>					
51200 Communications	1,182.48	1,341.00	1,284.00	0.00	1,284.00
51700 Maintenance - Equipment	603.79	750.00	750.00	0.00	750.00
51760 Maintenance - Programs	2,936.28	3,948.00	4,400.00	0.00	4,400.00
52000 Memberships	150.00	300.00	300.00	0.00	300.00
52200 Office Expense	37,414.77	37,300.00	37,300.00	3,900.00	41,200.00
52211 G.S.A. Cost Allocation	8,677.00	10,457.00	14,787.00	0.00	14,787.00
52300 Professional & Specialized Services	59,634.39	77,300.00	77,300.00	1,000.00	78,300.00
52400 Publications and Legal Notices	6,725.22	9,450.00	9,450.00	0.00	9,450.00
52500 Rents, Leases - Equipment	164.07	1,358.00	1,358.00	0.00	1,358.00
52700 Minor Equipment	228.70	2,825.00	2,825.00	0.00	2,825.00
52870 Staff Training	0.00	100.00	100.00	0.00	100.00
52910 Meetings and Conventions	916.32	2,150.00	2,150.00	350.00	2,500.00
Total Services And Supplies	118,633.02	147,279.00	152,004.00	5,250.00	157,254.00
<b>A-87 Countywide Cost Allocation Plan</b>					
58900 A-87 Cost Allocation Plan	49,690.00	60,161.00	40,825.00	0.00	40,825.00
<b>TOTAL EXPENDITURES/APPROPRIATIONS</b>	<b>539,465.26</b>	<b>542,695.00</b>	<b>551,092.00</b>	<b>5,250.00</b>	<b>556,342.00</b>
<b>NET COST</b>	<b>401,824.40</b>	<b>455,545.00</b>	<b>463,942.00</b>	<b>5,250.00</b>	<b>469,192.00</b>
<b>Requested Increase or (Decrease) in General Fund Contribution</b>					<b>5,250.00</b>

## Budget Notes

### Department: 1230

1. Please provide comments regarding your Department's Requested Budget
  - Add additional rows as needed.
2. You may include additional documentation
  - If included please add your Department Name and number at the top of all supporting documentation

#### REVENUE

#### EXPENDITURES

The Tax Collector's Budget request increases based mainly on the increase passed on to our department. Office Expense (52200) increase is to cover increases in postage costs, paper costs and printing costs associated with Tax Bill Forms/Envelopes. This figure is based on actual 2023-2024 costs and go up each year. Professional & Specialized Services (52300) has an increase to cover Title Services on Tax Sale Parcels. This is based on actual 2023-2024 costs that were \$11,550. Meetings & Conventions (52910) had a minor increase to cover increases in cost. These figures are based on actual increases in expense of costs, travel and rise in Conference Registration Costs.

#### FIXED ASSETS

#### OTHER

#### BUDGET ANALYST NOTES



**24-25 EXPENDITURE DETAIL  
TAX COLLECTOR (1230)**

	Base Budget	Budget Changes	Requested Budget
<b>SALARIES AND BENEFITS</b>			
<b>Total</b>	<b>358,263.00</b>	<b>-</b>	<b>358,263.00</b>
<b>51200 COMMUNICATIONS</b>			
IT Telephone Charges (Common & Long Distance)	1,284.00	0.00	1,284.00
<b>Total</b>	<b>1,284.00</b>	<b>0.00</b>	<b>1,284.00</b>
<b>51700 Maintenance-Equipment</b>			
Folder (Pitney Bowes)	750.00	0.00	750.00
<b>Total</b>	<b>750.00</b>	<b>0.00</b>	<b>750.00</b>
<b>51760 MAINTENANCE - PROGRAMS</b>			
IT Costs per Technology Cost Matrix	4,400.00	0.00	4,400.00
<b>Total</b>	<b>4,400.00</b>	<b>0.00</b>	<b>4,400.00</b>
<b>52000 MEMBERSHIPS</b>			
California Association of County Treasurers and Tax Collectors	300.00	0.00	300.00
<b>Total</b>	<b>300.00</b>	<b>0.00</b>	<b>300.00</b>
<b>52200 OFFICE EXPENSE</b>			
GSA Charges, Supplies & Printing/Other	5,400.00	550.00	5,950.00
Postage	19,600.00	1,750.00	21,350.00
Tax Bill Forms	4,400.00	1,600.00	6,000.00
Tax Bill Envelopes	7,900.00	0.00	7,900.00
Office Chairs	0.00	0.00	0.00
<b>Total</b>	<b>37,300.00</b>	<b>3,900.00</b>	<b>41,200.00</b>
<b>52211 GSA DEPT COST ALLOCATION</b>			
GSA Charges	14,787.00	0.00	14,787.00
<b>Total</b>	<b>14,787.00</b>	<b>0.00</b>	<b>14,787.00</b>
<b>52300 PROFESSIONAL &amp; SPECIALIZED SERVICES</b>			
Title Services-Tax Sale Parcels	11,000.00	1,000.00	12,000.00
Megabyte Support/Costs	62,800.00	0.00	62,800.00
DMV Fees	100.00	0.00	100.00
State Controller Offset Program Fees	100.00	0.00	100.00
Bankruptcy Attorney Fees	0.00	0.00	0.00
Amador Ledger-Dispatch Subscription (Legal Publications)	100.00	0.00	100.00
Pacer-Bankruptcy Information	0.00	0.00	0.00
Megabyte Upgrades-Server & SQL/OS	0.00	0.00	0.00
Property Tax Law Guide Subscription	0.00	0.00	0.00
Accurint Data Search	2,400.00	0.00	2,400.00
Notice of Personal Service-Tax Sale	800.00	0.00	800.00
<b>Total</b>	<b>77,300.00</b>	<b>1,000.00</b>	<b>78,300.00</b>
<b>52400 PUBLICATION &amp; LEGAL NOTICES</b>			
Required Legal Publications & Notices	9,450.00	0.00	9,450.00
<b>Total</b>	<b>9,450.00</b>	<b>0.00</b>	<b>9,450.00</b>

**24-25 EXPENDITURE DETAIL  
TAX COLLECTOR (1230)**

	<b>Base Budget</b>	<b>Budget Changes</b>	<b>Requested Budget</b>
<b>52500 RENTS/LEASES - EQUIPMENT</b>			
GSA Copier Pool Plan	1,358.00	0.00	1,358.00
<b>Total</b>	<b>1,358.00</b>	<b>0.00</b>	<b>1,358.00</b>
<b>52700 MINOR EQUIPMENT</b>			
Dell Optiplex 7000 CPU x 2	2,825.00	0.00	2,825.00
<b>Total</b>	<b>2,825.00</b>	<b>0.00</b>	<b>2,825.00</b>
<b>52870 STAFF TRAINING</b>			
None	100.00	0.00	100.00
<b>Total</b>	<b>100.00</b>	<b>0.00</b>	<b>100.00</b>
<b>52910 MEETINGS &amp; CONVENTIONS</b>			
CACTTC Annual Conference	900.00	250.00	1,150.00
CACTTC Area Meetings	100.00	50.00	150.00
CACTTC Education Seminar	650.00	50.00	700.00
Megabyte Users Conference	100.00	0.00	100.00
Megabyte Tax Collectors Meeting	100.00	0.00	100.00
Misc Meetings/Travel	300.00	0.00	300.00
<b>Total</b>	<b>2,150.00</b>	<b>350.00</b>	<b>2,500.00</b>
<b>56200 FIXED ASSETS-EQUIPMENT</b>			
	0.00	0.00	0.00
<b>Total</b>	<b>0.00</b>	<b>0.00</b>	<b>0.00</b>
<b>58900 A-87 COST ALLOCATION PLAN</b>			
<b>Total</b>	<b>40,825.00</b>	<b>0.00</b>	<b>40,825.00</b>
<b>Combined Total</b>	<b>551,092.00</b>	<b>5,250.00</b>	<b>556,342.00</b>

**24-25 REVENUE DETAIL  
TAX COLLECTOR (1230)**

	Base Budget	Budget Changes	Requested Budget
<b>46640 Assessment &amp; Tax Collector Fees</b>			
Fees collected by Department to reimburse costs	42,000.00	0.00	42,000.00
<b>Total</b>	<b>42,000.00</b>	<b>0.00</b>	<b>42,000.00</b>
<b>46641 Tax Collector's Fees</b>			
Tax Collector Cost Trust Fund	25,000.00	0.00	25,000.00
<b>Total</b>	<b>25,000.00</b>	<b>0.00</b>	<b>25,000.00</b>
<b>46650 Tax Collector Publication</b>			
Fees collected by Department to reimburse costs	150.00	0.00	150.00
<b>Total</b>	<b>150.00</b>	<b>0.00</b>	<b>150.00</b>
<b>47890 Misc. Revenues</b>			
Fees collected for copies of Tax Roll, online Megabyte	20,000.00	0.00	20,000.00
<b>Total</b>	<b>20,000.00</b>	<b>0.00</b>	<b>20,000.00</b>
<b>Combined Total</b>	<b>87,150.00</b>	<b>0.00</b>	<b>87,150.00</b>

DEPT #	DEPT	NAME	BARG UNIT	PERS CLASS	JOB TITLE	BASE PAY	LONGEVITY	EDUCATION /OTHER	ELECTED 4 % SEIU 4%	STEP INCREASE	LONGEVITY	/OTHER	FTE	HOURS	BASE UNITS	GROSS TOTAL	24-25 PERS NORMAL COST	24-25 PERS MISC PLAN UNFUNDED LIABILITY	FICA/ MEDICARE	OTHER PAY	DEFERRED HEALTH COMP	HEALTH INS 2024	25 Health Ins 10% Inc. (estimate)	TOTAL							
																									WAGE INC	MM 4%	SEIU 4%	EDUCATION	EDUCATION	FTE	UNITS
1230	Tax Collector	Nelson, L	Elected	MIS1	Treasurer/Tax Coll	5,896.88	454.06		6.132.76		472.22		0.50	26.00	13.00	84,848.56	12,401.22	17,100.02	6,490.81	300.04	10,442.16	10,964.27	132,105.02								
1230	Tax Collector	Mathews, P	MM	MIS3	Chief Deputy Treas	3,340.85	83.52		3,474.48		86.86		0.50	26.00	13.00	45,749.60	4,442.29	9,220.16	3,489.84		4,540.08	4,767.08	67,679.00								
1230	Tax Collector	Wolfin, C.	GU	MIS3	Finance Asst II	22.94			23.86	25.05			1.00	2080.00	2080.00	49,131.97	4,770.71	9,901.85	3,758.60		18,719.04	19,654.99	87,218.13								
1230	Tax Collector	Chen, P.	GU	MIS3	Finance Asst II	21.85			22.72	23.86			1.00	2080.00	2080.00	46,797.46	4,544.03	9,431.36	4,044.59	6,072.96		29.28	30.74	70,921.14							
<b>Total</b>																							<b>226,628.00</b>	<b>26,158.00</b>	<b>45,653.00</b>	<b>17,794.00</b>	<b>6,073.00</b>	<b>300.00</b>	<b>33,731.00</b>	<b>35,417.00</b>	<b>357,923.00</b>

Changes:

Budget Unit: COUNTY COUNSEL 1300  
Function: General  
Activity: Counsel

DETAIL BY REVENUE CATEGORY AND EXPENDITURE OBJECT	ACTUAL 2022-2023	ADOPTED 2023-2024	BASE 2024-2025	CHANGES 2024-2025	REQUESTED 2024-2025
<b>Charges for Services</b>					
46009 Charges for Services	0.00	0.00	0.00	0.00	0.00
46693 County Counsel Fees	1,512.32	5,000.00	5,000.00	0.00	5,000.00
Total Charges for Services	1,512.32	5,000.00	5,000.00	0.00	5,000.00
<b>TOTAL REVENUE</b>	<b>1,512.32</b>	<b>5,000.00</b>	<b>5,000.00</b>	<b>0.00</b>	<b>5,000.00</b>
<b>Salaries and Benefits</b>					
50100 Salaries and Wages	548,318.58	571,578.00	614,700.00	900.00	615,600.00
50200 Deferred Comp County Match	1,200.00	1,200.00	1,200.00	0.00	1,200.00
50300 Retirement - Employer's Share	51,418.25	57,159.00	58,922.00	0.00	58,922.00
50304 Retirement - PERS Misc. Unfunded Liability	110,256.00	105,347.00	122,296.00	0.00	122,296.00
50310 FICA/Medicare Tax - Employer's Share	38,898.61	42,016.00	43,357.00	69.00	43,426.00
50400 Employee Group Insurance	72,232.87	78,235.00	86,697.00	0.00	86,697.00
50500 Workers' Compensation Insurance	785.15	905.00	952.00	0.00	952.00
Total Salaries and Employee Benefits	823,109.46	856,440.00	928,124.00	969.00	929,093.00
<b>Services and Supplies</b>					
51200 Communications	2,002.60	1,969.00	2,005.00	0.00	2,005.00
51700 Maintenance - Equipment	0.00	200.00	200.00	0.00	200.00
51760 Maintenance - Programs	2,923.84	3,319.00	3,870.00	0.00	3,870.00
52000 Memberships	5,319.00	5,554.00	5,554.00	0.00	5,554.00
52200 Office Expense	1,162.23	1,985.00	1,985.00	0.00	1,985.00
52211 G.S.A. Cost Allocation	2,022.00	3,625.00	5,426.00	0.00	5,426.00
52302 Outside Legal Costs	515,276.67	450,000.00	450,000.00	0.00	450,000.00
52500 Rents, Leases - Equipment	925.07	672.00	672.00	0.00	672.00
52700 Minor Equipment	0.00	2,500.00	2,500.00	0.00	2,500.00
52800 Special Departmental Expense	27,035.10	28,285.00	28,285.00	3,090.00	31,375.00
52870 Staff Training	2,566.83	4,800.00	4,800.00	0.00	4,800.00
Total Services And Supplies	559,233.34	502,909.00	505,297.00	3,090.00	508,387.00
<b>A-87 Countywide Cost Allocation Plan</b>					
58900 A-87 Cost Allocation Plan	(1,038,912.00)	(940,641.00)	(1,070,919.00)	0.00	(1,070,919.00)
<b>TOTAL EXPENDITURES/APPROPRIATIONS</b>	<b>343,430.80</b>	<b>418,708.00</b>	<b>362,502.00</b>	<b>4,059.00</b>	<b>366,561.00</b>
<b>NET COST</b>	<b>341,918.48</b>	<b>413,708.00</b>	<b>357,502.00</b>	<b>4,059.00</b>	<b>361,561.00</b>
<b>Requested Increase or (Decrease) in General Fund Contribution</b>					<b>4,059.00</b>

## Budget Notes

### Department: 1300

1. Please provide comments regarding your Department's Requested Budget
  - Add additional rows as needed.
2. You may include additional documentation
  - If included please add your Department Name and number at the top of all supporting documentation

#### REVENUE

#### EXPENDITURES

Add cell phone stipend for Glenn Spitzer  
52800 - Increased subscription costs

#### FIXED ASSETS

#### OTHER

#### BUDGET ANALYST NOTES

**24-25 EXPENDITURE DETAIL  
DEPARTMENT 1300**

	Base Budget	Budget Changes	Requested Budget
<b>SALARIES AND BENEFITS</b>			
	<b>928,124.00</b>	<b>969.00</b>	<b>929,093.00</b>
<b>51200 COMMUNICATIONS</b>			
IT Telephone Charges (increased phone- long distar	1,765.00	0.00	1,765.00
AT&T	240.00	0.00	240.00
<b>Total</b>	<b>2,005.00</b>	<b>0.00</b>	<b>2,005.00</b>
<b>51700 Maintenance-Equipment</b>			
Office Machine Maintenance-Misc.	200.00	0.00	200.00
<b>Total</b>	<b>200.00</b>	<b>0.00</b>	<b>200.00</b>
<b>51760 MAINTENANCE - PROGRAMS</b>			
IT Costs per Technology Cost Matrix	3,870.00	0.00	3,870.00
<b>Total</b>	<b>3,870.00</b>	<b>0.00</b>	<b>3,870.00</b>
<b>52000 MEMBERSHIPS</b>			
The State Bar of California	1,375.00	0.00	1,375.00
CSAC	629.00	0.00	629.00
County Counsel Assoc. of CA	2,217.00	0.00	2,217.00
Misc.	1,333.00		1,333.00
<b>Total</b>	<b>5,554.00</b>	<b>0.00</b>	<b>5,554.00</b>
<b>52200 OFFICE EXPENSE</b>			
GSA Charges, Supplies & Postage	800.00	0.00	800.00
Office Depot office supplies	1,185.00	0.00	1,185.00
<b>Total</b>	<b>1,985.00</b>	<b>0.00</b>	<b>1,985.00</b>
<b>52211 GSA COST ALLOCATION</b>			
	5,426.00	0.00	5,426.00
<b>Total</b>	<b>5,426.00</b>	<b>0.00</b>	<b>5,426.00</b>
<b>52302 OUTSIDE LEGAL COSTS</b>			
Existing/Ongoing Litigation	400,000.00	0.00	400,000.00
Other/Unknown Potential Litigation Costs	50,000.00	0.00	50,000.00
<b>Total</b>	<b>450,000.00</b>	<b>0.00</b>	<b>450,000.00</b>
<b>52500 RENTS/LEASES - EQUIPMENT</b>			
GSA Copier Pool Plan	672.00	0.00	672.00
<b>Total</b>	<b>672.00</b>	<b>0.00</b>	<b>672.00</b>
<b>52700 MINOR EQUIPMENT</b>			
Two new computers	2,000.00	0.00	2,000.00
Conference phone	500.00	0.00	500.00
<b>Total</b>	<b>2,500.00</b>	<b>0.00</b>	<b>2,500.00</b>

**24-25 EXPENDITURE DETAIL  
DEPARTMENT 1300**

	<b>Base Budget</b>	<b>Budget Changes</b>	<b>Requested Budget</b>
<b>52800 SPECIAL DEPARTMENT EXPENSE</b>			
<hr/>			
List Description & Vendor if possible for purchases unique to Department			
Pacer E Court Research	200.00	0.00	200.00
Thomson Reuters West Online Legal Search Engine	12,000.00	3,090.00	15,090.00
Matthew Bender Legal Books and Updates	5,000.00	0.00	5,000.00
UC Regents Legal Books & Updates	4,000.00	0.00	4,000.00
Lexis Nexis Legal Books with Updates	2,685.00	0.00	2,685.00
Misc.	4,400.00	0.00	4,400.00
<b>Total</b>	<b>28,285.00</b>	<b>3,090.00</b>	<b>31,375.00</b>
<b>52870 STAFF TRAINING</b>			
<hr/>			
Special Training for Department	4,800.00	0.00	4,800.00
Staff training expenses (meals, parking, mileage)	0.00	0.00	0.00
<b>Total</b>	<b>4,800.00</b>	<b>0.00</b>	<b>4,800.00</b>
<b>58900 A-87 COST ALLOCATION PLAN</b>			
<hr/>			
<b>Total</b>	<b>(1,070,919.00)</b>	<b>0.00</b>	<b>(1,070,919.00)</b>
<b>Combined Total</b>	<b>362,502.00</b>	<b>4,059.00</b>	<b>366,561.00</b>



**24-25 REVENUE DETAIL  
DEPARTMENT 1300**

	<b>Base Budget</b>	<b>Budget Changes</b>	<b>Requested Budget</b>
<b>46693 County Counsel Fees</b>			
County Counsel Fees	5,000.00	0.00	5,000.00
Public Administrator/Legal fees	0.00		0.00
<b>Total</b>	<b>5,000.00</b>	<b>0.00</b>	<b>5,000.00</b>

Public Administrator reimbursement for legal services

DEPT #	DEPT	NAME	BARG UNIT	PERS CLASS	JOB TITLE	BASE PAY	LONGEVITY	OTHER	WAGE INC		STEP INCREASE	LONGEVITY	OTHER	EDUCATION	FTE	HOURS	FTE UNITS	GROSS	TOTAL	24-25 PERS		FICA/ MEDICARE	OTHER PAY	DEFERRE D COMP	HEALTH INS 2024	25 Health Ins 10% (estimate)	TOTAL	
									MGMT 4%	CONF 4%										NORMAL COST	UNFUNDED LIABILITY							
1300	County Counsel	Gillett, G	MGMT	MIS1	County Counsel	7,200.00	748.08		7,488.00		778.00	1.00	26.00		1.00	2080.00	26.00	212,372.70	212,372.70	20,621.39	42,800.70	13,113.04	6,981.96	29.28	30.74	296,920.54		
1300	County Counsel	Barlow, L	CONF	MIS3	Dep Counsel III	68.33	1.73		72.10		1.80	1.00	2080.00		1.00	2080.00	2080.00	151,904.80	151,904.80	14,749.96	30,614.26	11,689.58	900.12	26,769.60	28,108.08	237,966.79		
1300	County Counsel	Spitzer, G	CONF	MIS2	Dep Counsel III	68.33	1.73		72.10		1.80	1.00	2080.00		1.00	2080.00	2080.00	151,904.80	151,904.80	14,749.96	30,614.26	11,620.72	600.08	26,769.60	28,108.08	237,597.90		
1300	County Counsel	Creach, A	CONF	MIS1	Executive Legal Asst.	42.45	3.27		44.15		4.59	1.00	2080.00		1.00	2080.00	2080.00	90,635.75	90,635.75	8,800.73	18,286.35	6,933.63	600.08	29,000.40	30,450.42	155,686.97		
Changes:																												
1300	County Counsel	Spitzer, G	CONF	MIS2	Dep Counsel III	68.33	1.73		72.10		1.80	(1.00)	2,080.00		(1.00)	2,080.00	(2,080.00)	(151,904.80)	(151,904.80)	(14,749.96)	(30,614.26)	(11,620.72)	(600.08)	(600.08)	(26,769.60)	(28,108.08)	(237,597.90)	
1300	County Counsel	Spitzer, G	CONF	MIS2	Dep Counsel III	68.33	1.73		72.10		1.80	1.00	2080.00		1.00	2080.00	2080.00	151,904.80	151,904.80	14,749.96	30,614.26	11,689.58	900.12	600.08	26,769.60	28,108.08	238,566.87	
Total																				606,818.00	58,922.00	122,286.00	43,426.00	8,782.00	1,200.00	82,569.00	86,897.00	928,141.00

Budget Unit: HUMAN RESOURCES 1400  
Function: General  
Activity: Personnel

DETAIL BY REVENUE CATEGORY AND EXPENDITURE OBJECT	ACTUAL 2022-2023	ADOPTED 2023-2024	BASE 2024-2025	CHANGES 2024-2025	REQUESTED 2024-2025
<b>Other Revenues</b>					
47890 Miscellaneous Revenues	0.00	0.00	0.00	0.00	0.00
<b>TOTAL REVENUE</b>	<b>0.00</b>	<b>0.00</b>	<b>0.00</b>	<b>0.00</b>	<b>0.00</b>
<b>Salaries and Benefits</b>					
50100 Salaries and Wages	286,429.86	302,190.00	321,171.00	(11,767.00)	309,404.00
50102 Overtime	0.00	0.00	0.00	0.00	0.00
50200 Deferred Comp County Match	1,349.97	1,350.00	1,350.00	0.00	1,350.00
50300 Retirement - Employer's Share	25,729.14	29,393.00	29,990.00	(1,143.00)	28,847.00
50304 Retirement - PERS Misc. Unfunded Liability	55,635.00	54,174.00	62,246.00	(2,372.00)	59,874.00
50310 FICA/Medicare Tax - Employer's Share	21,372.13	23,118.00	24,570.00	(901.00)	23,669.00
50400 Employee Group Insurance	24,732.27	27,865.00	29,716.00	0.00	29,716.00
50500 Workers' Compensation Insurance	375.77	433.00	455.00	0.00	455.00
<b>Total Salaries and Employee Benefits</b>	<b>415,624.14</b>	<b>438,523.00</b>	<b>469,498.00</b>	<b>(16,183.00)</b>	<b>453,315.00</b>
<b>Services and Supplies</b>					
51200 Communications	1,300.28	1,321.00	1,308.00	0.00	1,308.00
51700 Maintenance - Equipment	0.00	0.00	0.00	0.00	0.00
51760 Maintenance - Programs	4,934.75	5,463.00	5,835.00	0.00	5,835.00
52000 Memberships	1,679.00	1,729.00	1,729.00	0.00	1,729.00
52200 Office Expense	5,416.87	4,440.00	4,440.00	0.00	4,440.00
52211 G.S.A. Cost Allocation	2,267.00	3,852.00	7,047.00	0.00	7,047.00
52300 Professional & Specialized Services	89,147.25	98,288.00	98,288.00	3,593.00	101,881.00
52800 Special Departmental Expense	3,000.00	0.00	0.00	2,000.00	2,000.00
52870 Staff Training	2,287.12	2,400.00	2,400.00	100.00	2,500.00
<b>Total Services And Supplies</b>	<b>110,032.27</b>	<b>117,493.00</b>	<b>121,047.00</b>	<b>5,693.00</b>	<b>126,740.00</b>
<b>A-87 Countywide Cost Allocation Plan</b>					
58900 A-87 Cost Allocation Plan	(523,603.00)	(579,170.00)	(616,824.00)	0.00	(616,824.00)
<b>TOTAL EXPENDITURES/APPROPRIATIONS</b>	<b>2,053.41</b>	<b>(23,154.00)</b>	<b>(26,279.00)</b>	<b>(10,490.00)</b>	<b>(36,769.00)</b>
<b>NET COST</b>	<b>2,053.41</b>	<b>(23,154.00)</b>	<b>(26,279.00)</b>	<b>(10,490.00)</b>	<b>(36,769.00)</b>
<b>Requested Increase or (Decrease) in General Fund Contribution</b>					<b>(10,490.00)</b>

## Budget Notes

### Department: 1400

1. Please provide comments regarding your Department's Requested Budget
  - Add additional rows as needed.
2. You may include additional documentation
  - If included please add your Department Name and number at the top of all supporting documentation

#### REVENUE

#### EXPENDITURES

#### FIXED ASSETS

#### OTHER

#### BUDGET ANALYST NOTES

**24-25 EXPENDITURE DETAIL  
DEPARTMENT 1400 Human Resources**

	Base Budget	Budget Changes	Requested Budget
<b>SALARIES AND BENEFITS</b>			
<b>Total</b>	<b>469,498.00</b>	<b>(16,183.00)</b>	<b>453,315.00</b>
<b>51200 COMMUNICATIONS</b>			
IT Telephone Charges	1,308.00	0.00	1,308.00
<b>Total</b>	<b>1,308.00</b>	<b>0.00</b>	<b>1,308.00</b>
<b>51700 Maintenance-Equipment</b>			
Office Machine Maintenance-Misc.	0.00	0.00	0.00
Computer maintenance supplies	0.00	0.00	0.00
<b>Total</b>	<b>0.00</b>	<b>0.00</b>	<b>0.00</b>
<b>51760 MAINTENANCE - PROGRAMS</b>			
IT Costs per Technology Cost Matrix	4,201.00	0.00	4,201.00
<b>Annual cost for Superior LLC (Central Square)</b>	<b>1,634.00</b>	<b>0.00</b>	<b>1,634.00</b>
<b>Total</b>	<b>5,835.00</b>	<b>0.00</b>	<b>5,835.00</b>
<b>52000 MEMBERSHIPS</b>			
CalChamber	749.00	0.00	749.00
CalPelra	380.00	0.00	380.00
CPAAC (County Personnel Administrators/California)	600.00	0.00	600.00
<b>Total</b>	<b>1,729.00</b>	<b>0.00</b>	<b>1,729.00</b>
<b>52200 OFFICE EXPENSE</b>			
Postage	0.00	0.00	0.00
Printing	0.00	0.00	0.00
Office Supplies	0.00	0.00	0.00
Advertising-Public Notices	0.00	0.00	0.00
Subscriptions	0.00	0.00	0.00
<b>Total</b>	<b>4,440.00</b>	<b>0.00</b>	<b>4,440.00</b>
<b>52211 GSA COST ALLOCATION</b>			
<b>Total</b>	<b>7,047.00</b>	<b>0.00</b>	<b>7,047.00</b>
<b>52300 PROFESSIONAL &amp; SPECIALIZED SERVICES</b>			
IEDA	79,025.00	0.00	79,025.00
Liberty Cassidy & Whitmore	5,075.00	0.00	5,075.00
CalChamber Posters	482.00	0.00	482.00
NEOGOV - Recruitment Software Subscription	9,391.00	0.00	9,391.00
Governmentjobs.com Subscription	1,815.00	0.00	1,815.00
Benefit Coordinators Corp.	2,500.00	0.00	2,500.00
<b>Total</b>	<b>98,288.00</b>	<b>0.00</b>	<b>98,288.00</b>
<b>52800 SPECIAL DEPARTMENTAL EXPENSE</b>			
Recognition BBQ, Volunteer & Years of Service	0.00	0.00	0.00
<b>Total</b>	<b>0.00</b>	<b>0.00</b>	<b>0.00</b>

**24-25 EXPENDITURE DETAIL  
DEPARTMENT 1400 Human Resources**

	<b>Base Budget</b>	<b>Budget Changes</b>	<b>Requested Budget</b>
<b>52870 STAFF TRAINING</b>			
Special Training for Department (CalPELRA Labor Relations Academy and LCW Gold Country County-Wide)	1,400.00	0.00	1,400.00
Staff training expenses (meals, parking, mileage, hot <b>Total</b> )	<b>1,000.00</b> <b>2,400.00</b>	<b>0.00</b> <b>0.00</b>	<b>1,000.00</b> <b>2,400.00</b>
<b>52910 MEETINGS &amp; CONVENTIONS</b>			
Conferences (list conference & purpose); CPAAC/ County HR Directors; CALPELRA	0.00	0.00	0.00
<b>Total</b>	<b>0.00</b>	<b>0.00</b>	<b>0.00</b>
<b>58900 A-87 COST ALLOCATION PLAN</b>			
<b>Total</b>	<b>(616,824.00)</b>	<b>0.00</b>	<b>(616,824.00)</b>
<b>Combined Total</b>	<b>(26,279.00)</b>	<b>(16,183.00)</b>	<b>(42,462.00)</b>

DEPT #	DEPT	NAME	BARG UNIT	PERS CLASS	JOB TITLE	BASE PAY	LONGEVITY	EDUCATION	WAGE INC	MGMT-4%	CONF-4%	STEP INCREASE	LONGEVITY	EDUCATION	OTHER	FTE	BASE HOURS	FTE UNITS	GROSS	TOTAL	NORMAL COST	24-25 PERS		TOTAL	25 Health Ins 10% Inc. (estimate)							
																						MISC PLAN LIABILITY	UNFUNDED LIABILITY									
1400	Human Resources	Garhe, L.	MGMT	MIS1	Dir Human Res	4,955.46	775.53		5,153.68				935.39			1.00	26.00	26.00	151,863.26	151,863.26	14,747.86	30,609.92	6,497.28	1,546.56	218,076.40							
1400	Human Resources	Duarte, S.	CONF	MIS1	Res Analyst	46.41	2.30		47.23				2.39			0.25	2080.00	520.00	24,841.84	24,841.84	2,412.14	5,006.52	150.02	6,692.40	41,580.19							
1400	Human Resources	Pegrotiga, K.	CONF	MIS1	HR Technician	32.51			33.81							1.00	2080.00	2080.00	67,620.80	67,620.80	6,565.98	13,628.01	600.08	1,343.04	101,016.88							
1400	Human Resources	Sewer, E.	CONF	MIS3	HR Technician	29.49			30.67				32.20			1.00	2080.00	2080.00	64,509.96	64,509.96	6,263.92	13,001.07	600.08	18,719.04	108,384.95							
Changes:																																
1400	Human Resources	Pegrotiga, K.	CONF	MIS1	HR Technician	32.51			33.81							-1.00	2080.00	-2080.00	(67,620.80)	(67,620.80)	(6,565.98)	(13,628.01)	(600.08)	(1,343.04)	(101,016.88)							
1400	Human Resources	Vacant	CONF	MIS1	HR Technician	26.75			29.21				28.09			1.00	2080.00	2080.00	55,854.40	55,854.40	5,423.46	11,256.66	600.08	1,343.04	84,838.48							
																		297,089.00	28,847.00	59,874.00	1,350.00	28,301.00	29,716.00	452,862.00								

Budget Unit: ELECTION 1510  
Function: General  
Activity: Elections

DETAIL BY REVENUE CATEGORY AND EXPENDITURE OBJECT	ACTUAL 2022-2023	ADOPTED 2023-2024	BASE 2024-2025	CHANGES 2024-2025	REQUESTED 2024-2025
<b>Intergovernmental Revenue</b>					
45240 State Aid Other	0.00	29,842.00	29,842.00	30,158.00	60,000.00
45630 Federal Other	0.00	0.00	0.00	0.00	0.00
45490 State Mandated Cost	10,232.00	0.00	0.00	0.00	0.00
Total Intergovernmental	10,232.00	29,842.00	29,842.00	30,158.00	60,000.00
<b>Charges for Services</b>					
46850 Election Services	32,800.27	6,000.00	6,000.00	2,000.00	8,000.00
46850 Election Services - SOS Reimbursement	0.00	4,000.00	4,000.00	0.00	4,000.00
Total Charges for Services	32,800.27	10,000.00	10,000.00	2,000.00	12,000.00
<b>TOTAL REVENUE</b>	<b>43,032.27</b>	<b>39,842.00</b>	<b>39,842.00</b>	<b>32,158.00</b>	<b>72,000.00</b>
<b>Salaries and Benefits</b>					
50100 Salaries and Wages	260,715.09	264,648.00	279,855.00	0.00	279,855.00
50102 Overtime	0.00	10,000.00	10,000.00	0.00	10,000.00
50200 Deferred Comp County Match	300.03	300.00	300.00	0.00	300.00
50300 Retirement - Employer's Share	24,687.29	27,490.00	28,103.00	0.00	28,103.00
50304 Retirement - PERS Misc. Unfunded Liability	44,788.00	42,914.00	49,039.00	0.00	49,039.00
50310 FICA/Medicare Tax - Employer's Share	17,293.86	20,246.00	21,409.00	0.00	21,409.00
50400 Employee Group Insurance	46,660.32	41,565.00	44,863.00	0.00	44,863.00
50500 Workers' Compensation Insurance	1,398.42	1,612.00	1,695.00	0.00	1,695.00
Total Salaries and Employee Benefits	395,843.01	408,775.00	435,264.00	0.00	435,264.00
<b>Services and Supplies</b>					
51200 Communications	1,698.56	1,735.00	1,697.00	0.00	1,697.00
51700 Maintenance - Equipment	11,065.00	11,065.00	11,065.00	340.00	11,405.00
51760 Maintenance - Programs	52,878.11	60,679.00	61,344.00	19,509.00	80,853.00
52000 Memberships	318.00	250.00	250.00	2,009.00	2,259.00
52200 Office Expense	15,263.94	17,625.00	17,625.00	5,052.00	22,677.00
52211 G.S.A. Cost Allocation	4,198.00	6,136.00	8,747.00	0.00	8,747.00
52300 Professional & Specialized Services	79.00	0.00	0.00	50,000.00	50,000.00
52400 Publications and Legal Notices	9,097.16	9,050.00	9,050.00	450.00	9,500.00
52500 Rents, Leases - Equipment	629.65	768.00	768.00	0.00	768.00
52700 Minor Equipment	900.69	3,500.00	3,500.00	0.00	3,500.00
52831 Election - Printing/Ballots/Envelopes	101,124.80	87,050.00	87,050.00	(2,050.00)	85,000.00
52832 Election - Services/Supplies	2,145.87	3,800.00	3,800.00	10,000.00	13,800.00
52833 Election - Poll Workers	0.00	0.00	0.00	0.00	0.00
52834 Election - Polling Places	0.00	0.00	0.00	0.00	0.00
52910 Meetings and Conventions	2,395.51	2,500.00	2,500.00	500.00	3,000.00
54181 HAVA Grant	0.00	0.00	0.00	0.00	0.00
Total Services And Supplies	201,794.29	204,158.00	207,396.00	85,810.00	293,206.00



Budget Unit: ELECTION 1510  
Function: General  
Activity: Elections

DETAIL BY REVENUE CATEGORY AND EXPENDITURE OBJECT	ACTUAL 2022-2023	ADOPTED 2023-2024	BASE 2024-2025	CHANGES 2024-2025	REQUESTED 2024-2025
<b>Capital (Fixed) Assets</b>					
56200 Fixed Assets - Equipment	171.42	29,842.00	0.00	32,975.00	32,975.00
<b>A-87 Countywide Cost Allocation Plan</b>					
58900 A-87 Cost Allocation Plan	106,703.00	142,962.00	129,919.00	0.00	129,919.00
<b>TOTAL EXPENDITURES/APPROPRIATIONS</b>	<b>704,511.72</b>	<b>785,737.00</b>	<b>772,579.00</b>	<b>118,785.00</b>	<b>891,364.00</b>
<b>NET COST</b>	<b>661,479.45</b>	<b>745,895.00</b>	<b>732,737.00</b>	<b>86,627.00</b>	<b>819,364.00</b>
<b>Requested Increase or (Decrease) in General Fund Contribution</b>					<b>86,627.00</b>

# Budget Notes

## Department: 1510

1. Please provide comments regarding your Department's Requested Budget
  - Add additional rows as needed.
2. You may include additional documentation
  - If included please add your Department Name and number at the top of all supporting documentation

### REVENUE

State Grant - HAVA - Accessibility 23G26103 \$20,000 in total using 1/2 this fiscal year

State Grant - HAVA - Security 23G27103 \$100,000 in total using 1/2 this fiscal year

Revenue for the fiscal year will be a combination of voter information or vote by mail information requests. In the General Election the county will be able to bill other jurisdictions for conducting their elections. Other revenues will be from grant reimbursements from the Secretary of State for various security and accessibility items.

### EXPENDITURES

51700 and 51760 have increases to two maintenance or software agreements. 52000 Shawnesti needs to renew and maintain her CERA (Certified Elections/Registration Administrator) certification. Annually there will be a membership fee and renewal every 4 years. The closest site this year is in Boise, ID so this increase includes travel to the Election Center in Boise.

52200 Postage will need to increase due to increases from the USPS base cost. The increase is from \$.66 per piece with \$.92 handling fee to \$.68 per piece with \$1.07 handling fee for each returned ballot. We have also increased supplies due to the projected nationwide paper cost increase. 52831 we have been notified by our vendors that due to 2 major paper mills in the country shutting down, costs will increase anywhere from 7% to 10% nationwide. Also outgoing postage and handling costs have increased since last fiscal year. 52300 and 52832 have increased in order to purchase items with state grant monies. 52910 has increased to reflect actual needs for trainings and certifications.

### FIXED ASSETS

56200 has been increased in order to purchase necessary ballot on demand printers and equipment needed for our vote centers. Our current OKI Data Ballot on Demand (BOD) printers are the oldest models in the State. OKI Data is no longer to replace a 2nd drawer manufactured in the United States and replacement parts are no longer available. During the Primary we needed on a printer in order to function properly at a Vote Center. Not all printer parts are interchangeable, but luckily, we were able to obtain the necessary part from a sister county who had one on hand.

### OTHER

### BUDGET ANALYST NOTES

Post Department Meeting Change: Per 4/11/24 email from Kim Grady, an additional \$10,475 has been added to the fixed asset line for the laptops, licensing, and software for each printer as required for SOS certification.

**24-25 EXPENDITURE DETAIL  
ELECTIONS DEPARTMENT 1510**

	Base Budget	Budget Changes	Requested Budget
<b>SALARIES AND BENEFITS</b>			
<b>Total</b>	<b>435,264.00</b>	<b>-</b>	<b>435,264.00</b>
<b>51200 COMMUNICATIONS</b>			
Telephone Charges	1,697.00	-	1,697.00
<b>Total</b>	<b>1,697.00</b>	<b>-</b>	<b>1,697.00</b>
<b>51700 MAINTENANCE-EQUIPMENT</b>			
ES&S Ballot counter, Accessible Voting & Express Votes	7,640.00	60.00	7,700.00
OPEX Model 51 letter opener/extractor yearly maintenance	3,425.00	280.00	3,705.00
<b>Total</b>	<b>11,065.00</b>	<b>340.00</b>	<b>11,405.00</b>
<b>51760 MAINTENANCE - PROGRAMS</b>			
IT Costs per Technology Cost Matrix	5,641.00	-	5,641.00
DFM Elections software monthly maintenance fee	25,248.00	1,764.00	27,012.00
ES&S Ballot printing software (Balotar) License, Maintenance & support	7,380.00	(2,980.00)	4,400.00
ES&S Electionware Full (PYO) License Fees (19,500 first year and 29,500 after) (7,150 install fee)	7,025.00	19,625.00	26,650.00
Fair Political Practices Form 700 Filing System	4,900.00	-	4,900.00
ES&S Firmware for DS450, DS200 & ExpressVote	4,250.00	150.00	4,400.00
Democracy Live - Accessibility Software - Gold Package Programing	-	950.00	950.00
Democracy Live - Accessible Sample Ballot, UOCAVA & Remote Access VBM Annual Licensing	6,900.00	-	6,900.00
<b>Total</b>	<b>61,344.00</b>	<b>19,509.00</b>	<b>80,853.00</b>
<b>52000 MEMBERSHIPS</b>			
Calif Assoc of Clerks & Election Officials -1/2 Principal, 2 members	250.00	-	250.00
Election Center Membership (SMachado) CERA - Annual	-	200.00	200.00
Election Center Renewal Fee (SMachado) CERA	-	150.00	150.00
Renewal Certification (SMachado) CERA	-	459.00	459.00
Election Center Boise ID (SMachado) CERA	-	1,200.00	1,200.00
<b>Total</b>	<b>250.00</b>	<b>2,009.00</b>	<b>2,259.00</b>
<b>52200 OFFICE EXPENSE</b>			
Postage/GSA Services & Supplies (extra postage & GSA costs)	12,000.00	4,000.00	16,000.00
BRM Maintenance Fee to USPS	1,375.00	-	1,375.00
Office Depot office supplies	3,000.00	1,000.00	4,000.00
Shredding	1,000.00	-	1,000.00
Election Code Books	250.00	52.00	302.00
<b>Total</b>	<b>17,625.00</b>	<b>5,052.00</b>	<b>22,677.00</b>

**24-25 EXPENDITURE DETAIL  
ELECTIONS DEPARTMENT 1510**

	Base Budget	Budget Changes	Requested Budget
<b>52211 GSA DEPT COST ALLOCATION</b>			
Total	8,747.00	-	8,747.00
	<b>8,747.00</b>	<b>-</b>	<b>8,747.00</b>
<b>52300 PROFESSIONAL &amp; SPECIALIZED SERVICES</b>			
Total	-	50,000.00	50,000.00
<b>52400 PUBLICATIONS &amp; LEGAL NOTICES</b>			
Advertising-Public Notices	9,050.00	450.00	9,500.00
Total	<b>9,050.00</b>	<b>450.00</b>	<b>9,500.00</b>
<b>52500 RENTS/LEASES - EQUIPMENT</b>			
GSA Copier Maintenance Plan (20x12)	768.00	-	768.00
Total	<b>768.00</b>	<b>-</b>	<b>768.00</b>
<b>52700 MINOR EQUIPMENT</b>			
VCA equipment & supplies (estimate from grant monies)	3,500.00	-	3,500.00
Total	<b>3,500.00</b>	<b>-</b>	<b>3,500.00</b>
<b>52831 ELECTION-PRINTING/BALLOTS/ENVELOPES</b>			
MSI-printing & mailing VBM, official, VIP	65,200.00	4,800.00	70,000.00
ES&S Ballot layout and programming	10,000.00	(10,000.00)	-
Response Envelopes-purchase & print VBM (both) & PV	11,850.00	3,150.00	15,000.00
Total	<b>87,050.00</b>	<b>(2,050.00)</b>	<b>85,000.00</b>
<b>52832 ELECTION-SERVICES/SUPPLIES</b>			
ADA Accessibility - HAVA	-	10,000.00	10,000.00
Election lanyards to identify election workers	300.00	-	300.00
Vote Center supplies	1,500.00	-	1,500.00
Election day & drop box pickup mileage	1,000.00	-	1,000.00
Translator for Spanish facsimile ballot	500.00	-	500.00
Cargo van rental & fuel for voting equipment delivery	500.00	-	500.00
Total	<b>3,800.00</b>	<b>10,000.00</b>	<b>13,800.00</b>
<b>52834 ELECTION-POLLING PLACES</b>			
Vote Centers 1 for 11 days & 1 for 4 days	-	-	-
Total	<b>-</b>	<b>-</b>	<b>-</b>
<b>52910 MEETINGS &amp; CONVENTIONS</b>			
CACEO Annual Conference	375.00	150.00	525.00
CACEO NEW LAW	375.00	150.00	525.00
Travel for Conferences	1,000.00	650.00	1,650.00
Staff Training -Federal/State/Vendor	750.00	(450.00)	300.00
Total	<b>2,500.00</b>	<b>500.00</b>	<b>3,000.00</b>

**24-25 EXPENDITURE DETAIL  
ELECTIONS DEPARTMENT 1510**

	<b>Base Budget</b>	<b>Budget Changes</b>	<b>Requested Budget</b>
<b>56200 FIXED ASSETS - EQUIPMENT</b>			
Replacement of on demand printers with laptops, licensing and software	-	32,975.00	32,975.00
<b>Total</b>	<b>-</b>	<b>32,975.00</b>	<b>32,975.00</b>
<b>58900 A-87 COST ALLOCATION PLAN</b>			
<b>Total</b>	<b>129,919.00</b>	<b>-</b>	<b>129,919.00</b>
<b>Combined Total</b>	<b>772,579.00</b>	<b>118,785.00</b>	<b>891,364.00</b>

**24-25 REVENUE DETAIL  
DEPARTMENT 1510**

	<b>Base Budget</b>	<b>Budget Changes</b>	<b>Requested Budget</b>
<b>45240 State Aid Other</b>			
State Grant - HAVA - Accessibility 23G26103	0.00	10,000.00	10,000.00
State Grant - HAVA - Security 23G27103	0.00	50,000.00	50,000.00
<b>Total</b>	<b>0.00</b>	<b>60,000.00</b>	<b>60,000.00</b>
<b>46850 Election Services-46850</b>			
Reimbursement for Election costs & related revenues March			
Presidential Primary	6,000.00	2,000.00	8,000.00
SOS Reimbursement	4,000.00	0.00	4,000.00
<b>Total</b>	<b>10,000.00</b>	<b>2,000.00</b>	<b>12,000.00</b>
<b>Combined Total</b>	<b>10,000.00</b>	<b>62,000.00</b>	<b>72,000.00</b>

DEPT #	DEPT	NAME	BARG UNIT	PERS CLASS	JOB TITLE	BASE PAY	LONGEVITY	EDUCATION	EDUCATION / OTHER	STEP INCREASE	WAGE INC ELECTED-4% MM-4% SEIU-4%	FTE	BASE HOURS	FTE UNITS	GROSS TOTAL	24-25 PERS NORMAL COST	24-25 PERS MISC PLAN UNFUNDED LIABILITY	FICA/MEDICARE	OTHER PAY	DEFERRED COMP	HEALTH INS 2024	25 Health Ins 10% inc. (estimate)	TOTAL
1510	Elections	Grady, K.	Elected	MIS1	Clerk/Recorder	5,898.88	922.86			6,132.76	959.78	0.50	26.00	13.00	91,111.75	13,322.54	18,362.28	6,970.05		300.04	14,927.40	15,673.77	145,740.43
1510	Elections	Machado, S.	MM	MIS3	Chief Dep. Reg of Vet	3,699.94				3,847.94		1.00	26.00	26.00	98,862.40	9,599.54	19,924.31	7,562.97			18,748.32	19,685.74	155,634.96
1510	Elections	Landerigen, C.	GU	MIS3	Elections Technician	24.96				25.96		1.00	2,080.00	2,080.00	53,354.50	5,180.72	10,752.84	4,081.62			9,050.88	9,503.42	82,873.10
1510	Elections	Extra Help	GU/XH	XH	Vote Center/Elect Supp	17.26				17.95		0.99	2,080.00	2,059.20	36,526.03			2,794.24					39,320.27

Changes:

Total							3.49								279,855.00	28,109.00	49,039.00	21,409.00	0.00	300.00	42,727.00	44,863.00	423,569.00
-------	--	--	--	--	--	--	------	--	--	--	--	--	--	--	------------	-----------	-----------	-----------	------	--------	-----------	-----------	------------

Budget Unit: FACILITIES MAINTENANCE 1700  
Function: General  
Activity: Property Management

DETAIL BY REVENUE CATEGORY AND EXPENDITURE OBJECT	ACTUAL 2022-2023	ADOPTED 2023-2024	BASE 2024-2025	CHANGES 2024-2025	REQUESTED 2024-2025
<b>Other Revenues</b>					
47890 Miscellaneous Revenues	2,877.65	0.00	0.00	0.00	0.00
<b>Interfund Revenues</b>					
48080 Building Services	5,871.02	0.00	0.00	0.00	0.00
<b>TOTAL REVENUE</b>	<b>8,748.67</b>	<b>0.00</b>	<b>0.00</b>	<b>0.00</b>	<b>0.00</b>
<b>Salaries and Benefits</b>					
50100 Salaries and Wages	709,845.48	806,876.00	898,828.00	0.00	898,828.00
50102 Overtime	7,189.91	3,775.00	3,775.00	0.00	3,775.00
50200 Deferred Comp County Match	1,955.24	1,960.00	1,960.00	0.00	1,960.00
50300 Retirement - Employer's Share	64,199.38	78,755.00	82,070.00	0.00	82,070.00
50304 Retirement - PERS Misc. Unfunded Liability	154,472.00	145,150.00	170,340.00	0.00	170,340.00
50310 FICA/Medicare Tax - Employer's Share	52,805.42	61,277.00	69,255.00	0.00	69,255.00
50400 Employee Group Insurance	119,699.34	159,331.00	147,554.00	0.00	147,554.00
50500 Workers' Compensation Insurance	80,940.31	93,299.00	98,091.00	0.00	98,091.00
<b>Total Salaries and Employee Benefits</b>	<b>1,191,107.08</b>	<b>1,350,423.00</b>	<b>1,471,873.00</b>	<b>0.00</b>	<b>1,471,873.00</b>
<b>Services and Supplies</b>					
51100 Clothing and Personal Supplies	2,040.91	2,676.00	2,676.00	0.00	2,676.00
51200 Communications	4,442.33	5,493.00	5,235.00	(1,267.00)	3,968.00
51400 Household Expense	24,178.51	35,300.00	35,300.00	0.00	35,300.00
51700 Maintenance - Equipment	0.00	0.00	0.00	0.00	0.00
51760 Maintenance - Programs	7,569.37	13,108.00	12,944.00	(3,705.00)	9,239.00
51800 Maintenance - Bldgs & Structures	-6,013.54	1,700.00	1,700.00	(606.00)	1,094.00
51810 Maintenance - Other Buildings	146,198.29	140,026.00	140,026.00	19,626.00	159,652.00
52100 Miscellaneous Expense	0.00	0.00	0.00	718.00	718.00
52200 Office Expense	4,784.62	2,000.00	2,000.00	0.00	2,000.00
52211 G.S.A. Cost Allocation	31,344.00	45,670.00	45,890.00	0.00	45,890.00
52251 Copier Pool	234.41	130.00	130.00	170.00	300.00
52300 Professional & Specialized Services	17,168.03	13,578.00	13,578.00	11,169.00	24,747.00
52336 Solar O&M	23,853.00	24,569.00	25,306.00	0.00	25,306.00
52500 Rents, Leases - Equipment	4,827.54	7,872.00	7,872.00	0.00	7,872.00
52800 Special Departmental Expense	1,304.31	0.00	0.00	0.00	0.00
52870 Staff Training	45.57	3,300.00	3,300.00	0.00	3,300.00
52900 G.S.A. and In-County Travel	64,949.96	65,441.00	65,441.00	(16,718.00)	48,723.00
52905 Travel and Transportation	0.00	1,000.00	1,000.00	0.00	1,000.00
53000 Utilities	132,407.83	184,291.00	184,291.00	40,660.00	224,951.00
<b>Total Services And Supplies</b>	<b>459,335.14</b>	<b>546,154.00</b>	<b>546,689.00</b>	<b>50,047.00</b>	<b>596,736.00</b>



Budget Unit: FACILITIES MAINTENANCE 1700  
Function: General  
Activity: Property Management

DETAIL BY REVENUE CATEGORY AND EXPENDITURE OBJECT	ACTUAL 2022-2023	ADOPTED 2023-2024	BASE 2024-2025	CHANGES 2024-2025	REQUESTED 2024-2025
<b>Capital (Fixed) Assets</b>					
56121 Capital Imp-Co Improv	0.00	0.00	0.00	0.00	0.00
56200 Fixed Assets - Equipment	0.00	6,650.00	0.00	0.00	0.00
Total Capital (Fixed) Assets	0.00	6,650.00	0.00	0.00	0.00
<b>A-87 Countywide Cost Allocation Plan</b>					
58900 A-87 Cost Allocation Plan	(1,101,516.00)	(1,168,104.00)	(1,216,519.00)	0.00	(1,216,519.00)
<b>TOTAL EXPENDITURES/APPROPRIATIONS</b>	<b>548,926.22</b>	<b>735,123.00</b>	<b>802,043.00</b>	<b>50,047.00</b>	<b>852,090.00</b>
<b>NET COST</b>	<b>540,177.55</b>	<b>735,123.00</b>	<b>802,043.00</b>	<b>50,047.00</b>	<b>852,090.00</b>
<b>Requested Increase or (Decrease) in General Fund Contribution</b>					<b>50,047.00</b>

## Budget Notes

### Department: 1700

1. Please provide comments regarding your Department's Requested Budget
  - Add additional rows as needed.
2. You may include additional documentation
  - If included please add your Department Name and number at the top of all supporting documentation

#### REVENUE

None

#### EXPENDITURES

51200: Decrease - One line no longer in use & hotspot cancelled

51760: Decrease - One time purchase/set up of Web Help Desk & Adobe

51800: Decrease - Based on actuals for this year

**51810: Increase** - Based on actuals for this year; increase in service cost/inflation of annuals & monthly - testing & inspections

52100: Increase - American Flags previously supplied by American Legion at no expense; County to purchase in future

52251: Increase - Based on actuals for this year; currently over by \$65

**52300: Increase** - Based on actuals for this year; increase in service cost/inflation elevator maintenance, alarms & inspections, 5 year load test (700 & 810, & PGTH wheel chair lift all due this year)

52900: Decrease - Gasoline index decreased 3.69 %, natural gas declined 8.8 %, and fuel oil index fell 5.4 % over 12 month span

**53000: Increase - PG&E forecasts a 13% increase for 2024 - CAC, DA, & GSA .** Based on average of actuals for this year we will be over budget in this account close to \$18,000 due to increases (8.9% in 2023); went from \$5,200/mon to \$15,500/mon. Decrease - City of Jackson & Aces Waste

**Total decreases from expenditure lines \$22,296.00**

#### FIXED ASSETS

None

#### OTHER

The index for electricity rose 3.6 % over the last year.

The index for all items less food and energy rose 3.8% over the past 12 months.

#### BUDGET ANALYST NOTES

**24-25 EXPENDITURE DETAIL  
DEPARTMENT 1700**

	Base Budget	Budget Changes	Requested Budget
<b>SALARIES AND BENEFITS</b>			
<b>Total</b>	<b>1,471,873.00</b>	<b>0.00</b>	<b>1,471,873.00</b>
<b>51100 CLOTHING &amp; PERSONAL SUPPLIES</b>			
Boot allowance (per MOU) \$185 x 5 emp = \$925	925.00	0.00	925.00
Biennial t-shirt order, 2023 order = \$682.67 24/25 estimate \$750.94	751.00	0.00	751.00
Misc items, gloves, safety glasses, etc.	1,000.00	0.00	1,000.00
<b>Total</b>	<b>2,676.00</b>	<b>0.00</b>	<b>2,676.00</b>
<b>51200 COMMUNICATIONS</b>			
Monthly Phone Charges (Per IT Cost Matrix)	1,841.00	0.00	1,841.00
Fire and Burglar Alarm Lines (CAC) \$66.45 <b>80.94</b> mo x 12 = \$971.25	0.00	972.00	972.00
Wireless Services \$282.79 <b>91.67</b> mo x 12 = \$1100.0	3,394.00	(2,239.00)	1,155.00
<b>Total</b>	<b>5,235.00</b>	<b>(1,267.00)</b>	<b>3,968.00</b>
<b>51400 HOUSEHOLD EXPENSE</b>			
Toilet Paper, multi-fold, disinfectant, light bulbs, ballast, soap, and all cleaning supplies for County buildings. (2021 cost = \$31,038.22; 2022 cost = \$13,559.19)	28,000.00	0.00	28,000.00
Yearly Filter Supply - All County Owned Buildings (2021 cost = \$5,904.55; 2022 cost = \$7270.89)	7,300.00	0.00	7,300.00
<b>Total</b>	<b>35,300.00</b>	<b>0.00</b>	<b>35,300.00</b>
<b>51700 MAINTENANCE - EQUIPMENT</b>			
	0.00	0.00	0.00
<b>Total</b>	<b>0.00</b>	<b>0.00</b>	<b>0.00</b>
<b>51760 MAINTENANCE - PROGRAMS</b>			
Cascade Maintenance Agreement Estimate based on 2023 cost = <b>\$3244.78</b>	3,400.00	(155.00)	3,245.00
Computer Licenses (Increased per IT Cost Matrix)	5,594.00	0.00	5,594.00
Adobe Acrobat License <b>\$398.99</b>	1,150.00	(750.00)	400.00
Web Help Desk	2,800.00	(2,800.00)	0.00
<b>Total</b>	<b>12,944.00</b>	<b>(3,705.00)</b>	<b>9,239.00</b>
<b>51800 MAINTENANCE - BLDG &amp; STRUCTURES</b>			
Annual Air District Fee Renewal for generators. Estimate based on 2023 cost - <b>\$1093.55</b>	1,700.00	(606.00)	1,094.00
<b>Total</b>	<b>1,700.00</b>	<b>(606.00)</b>	<b>1,094.00</b>

**24-25 EXPENDITURE DETAIL  
DEPARTMENT 1700**

	Base Budget	Budget Changes	Requested Budget
<b>51810 MAINTENANCE - OTHER BLDGS</b>			
This account is for all supplies/maintenance for all County buildings and includes: HVAC (air conditioning refrigerant, fans, motors controls, boilers, pumps, etc.), Photovoltaic system, bird exclusion, septic systems, window cleaning, etc. (Request based on a 3 year average of 1700-51810, excluding the SO and Jail costs)			
	85,000.00	0.00	85,000.00
SO/Jail Maintenance (Request based on a 3 year average)			
	19,126.00	0.00	19,126.00
<u>Monthly</u>			
Waste Service (CAC)			
264.87 <b>286.06</b> mo x 12 mos. = \$3,178.44	3,357.00	(179.00)	3,178.00
Waste Service (DA)			
119.28 mo x 12 mos. = \$1,431.36	1,512.00	0.00	1,512.00
Mat Cleaning Service (CAC)			
264.24 <b>275.64</b> mo x 12 mos. = \$3307.68	3,171.00	137.00	3,308.00
Pest Control (multiple buildings)			
307.50 <b>417.98</b> mo x 12 mos. = \$5015.76	3,690.00	1,326.00	5,016.00
<u>Annual</u>			
Backflow Testing (estimate based on 2023 cost of \$1,035.00)			
	1,360.00	0.00	1,360.00
Fire Sprinkler Testing + System Inspection (estimate based on 2023 cost of \$2,100.00 + \$1,600.00)			
	2,575.00	1,125.00	3,700.00
Generator Annuals (estimate based on 2023 cost of \$12,912.43)			
	3,598.00	9,315.00	12,913.00
Elevator Annuals (estimate based on 2022 cost of \$3,180.00)			
	3,180.00	0.00	3,180.00
Motor Activated Roll Up Door Annuals (estimate based on 2023 cost of \$5,920.00)			
	4,050.00	1,870.00	5,920.00
CAC Boiler Annual (estimate based on 2023 cost of \$1694.63)			
	2,439.00	0.00	2,439.00
SO Boiler Annual (estimate based on 2023 cost of \$3,443.00)			
	4,647.00	0.00	4,647.00
Fire Extinguisher Annual (estimate based on 2023 cost of \$2,445.31)			
	1,333.00	1,113.00	2,446.00
Forklift, Genilift and Manlift Annual (estimate based on 2023 cost of \$4,790.23 + \$1,116.38)			
	988.00	4,919.00	5,907.00
<b>Total</b>	<b>140,026.00</b>	<b>19,626.00</b>	<b>159,652.00</b>
<b>52100 MISCELLANEOUS EXPENSE (FLAGS)</b>			
Flags for all buildings provided by American Legion			
	0.00	718.00	718.00
<b>Total</b>	<b>0.00</b>	<b>718.00</b>	<b>718.00</b>

**24-25 EXPENDITURE DETAIL  
DEPARTMENT 1700**

	Base Budget	Budget Changes	Requested Budget
<b>52200 OFFICE EXPENSES</b>			
General Office Supplies (Increase costs; One time purchase - computers)	2,000.00	0.00	2,000.00
<b>Total</b>	<b>2,000.00</b>	<b>0.00</b>	<b>2,000.00</b>
<b>52211 GSA COST ALLOCATION</b>			
<b>Total</b>	<b>45,890.00</b>	<b>0.00</b>	<b>45,890.00</b>
<b>52251 COPIER POOL</b>			
Monthly copier pool	130.00	170.00	300.00
<b>Total</b>	<b>130.00</b>	<b>170.00</b>	<b>300.00</b>
<b>52300 PROFESSIONAL/SPECIALIZED SERVICES</b>			
Elevator maintenance for CAC 180.00 187 mo x 12 mos. =	2,160.00	84.00	2,244.00
Elevator Maintenance for DA 170.00 176 mo x 12 =	2,040.00	72.00	2,112.00
Elevator Semi-Annual for PGTH (wheelchair lift) 225 234 (6) mo x 2 =	450.00	18.00	468.00
Elevator Maintenance for SO/Jail 170 176 mo x 12 mo =	2,040.00	72.00	2,112.00
Elevator Inspections & Permits 2022 cost State Required \$3490.00 + \$2,540 5 year load test	1,350.00	4,680.00	6,030.00
Burglar and Fire Alarm at CAC 477 monthly = 5724	3,558.00	2,166.00	5,724.00
Alarm System for COMM Bldg. 165 qtr. x 4 = 660	1,980.00	(1,320.00)	660.00
Annual inspection Burglar Alarm, semi annual Fire Alarm inspection, and test report daily Fire Alarm \$483	0.00	483.00	483.00
DA monthly Burglar Alarm 280.50 x 12 mo = 3366	0.00	3,366.00	3,366.00
SO/Jail monthly charge Burglar Alarm 129 x 12 mo = 1548	0.00	1,548.00	1,548.00
<b>Total</b>	<b>13,578.00</b>	<b>11,169.00</b>	<b>24,747.00</b>
<b>52336 SOLAR</b>			
O&M Agreement	25,306.00	0.00	25,306.00
<b>Total</b>	<b>25,306.00</b>	<b>0.00</b>	<b>25,306.00</b>
<b>52500 RENTS, LEASES-EQUIPMENT</b>			
Lift for CAC lights & Boom Lift to clean gutters & solar panels (estimate based on average cost of rentals for the past (3) years)	7,872.00	0.00	7,872.00
<b>Total</b>	<b>7,872.00</b>	<b>0.00</b>	<b>7,872.00</b>

**24-25 EXPENDITURE DETAIL  
DEPARTMENT 1700**

	Base Budget	Budget Changes	Requested Budget
<b>52870 STAFF TRAINING</b>			
Various Trainings	3,300.00	0.00	3,300.00
<b>Total</b>	<b>3,300.00</b>	<b>0.00</b>	<b>3,300.00</b>
<b>52900 GSA &amp; In-County Travel</b>			
Vehicle Maintenance Costs (Fuel, leases & routine maintenance) - (estimate based on 2022 monthly average of \$5,453.40 mo x 12 \$65,440.85)	65,441.00	(16,718.00)	48,723.00
<b>Total</b>	<b>65,441.00</b>	<b>(16,718.00)</b>	<b>48,723.00</b>
<b>52905 TRANSPORTATION AND TRAVEL</b>			
<b>Total</b>	<b>1,000.00</b>	<b>0.00</b>	<b>1,000.00</b>
<b>53000 UTILITIES</b>			
PG&E for CAC Bldg. <b>13% increase</b> 11,567.00 monthly x 12 = 138,804 x .13 = \$156,848.52	121,031.00	35,818.00	156,849.00
PG&E for DA Bldg. <b>13% increase</b>	29,456.00	4,784.00	34,240.00
PG&E for GSA Bldg. (billed through SS) <b>13%</b>	5,625.00	1,800.00	7,425.00
City of Jackson [Acct 0096] (CAC Hydrant)	702.00	202.00	904.00
City of Jackson [Acct 0107] (CAC)	10,400.00	(829.00)	9,571.00
City of Jackson [Acct 0097] (DA)	15,851.00	(1,091.00)	14,760.00
Aces Waste Service (GSA billed thru SS) <b>71.04</b> mo x 12 mos. = \$856.53	895.00	(38.00)	857.00
AWA (billed through SS) <b>28.70</b> mo x 12 = \$344.40	331.00	14.00	345.00
<b>Total</b>	<b>184,291.00</b>	<b>40,660.00</b>	<b>224,951.00</b>
<b>56200 FIXED ASSETS</b>			
<b>Total</b>	<b>0.00</b>	<b>0.00</b>	<b>0.00</b>
<b>58900 A-87 COST ALLOCATION PLAN</b>			
<b>Total</b>	<b>(1,216,519.00)</b>	<b>0.00</b>	<b>(1,216,519.00)</b>
<b>Combined Total</b>	<b>802,043.00</b>	<b>50,047.00</b>	<b>852,090.00</b>

**23-24 REVENUE DETAIL  
DEPARTMENT 1700**

	Base Budget	Budget Changes	Requested Budget
<b>48080 Building Maintenance</b>			
Reimbursement from Child Support Services for Cleaning Services.	0.00	0.00	0.00
<b>Total</b>	<b>0.00</b>	<b>0.00</b>	<b>0.00</b>

DEPT #	NAME	BARG UNIT	PERS CLASS	JOB TITLE	BASE PAY	LONGEVY	EDUCAT ION	WAGE INC MGMT-4% CONF-4% SEIU-4%	STEP INCRE ASE	LONGEVY	EDUCAT ION	FTE	BASE HOURS	FTE UNITS	GROSS TOTAL	24-25 PERS NORMAL COST		24-25 PERS MISC PLAN UNFUNDED LIABILITY		FICA/MEDICARE	OTHER PAY	DEFERR ED COMP	HEALTH INS.2024	25 Health Ins 10% Inc. (estimate)	TOTAL
																UNFUNDED LIABILITY	MISC PLAN UNFUNDED LIABILITY	UNFUNDED LIABILITY	MISC PLAN UNFUNDED LIABILITY						
1700	Hopkins, J	MGMT	MIS1	GSA Director	6,801.22	1,363.15		6.88527		1,417.68		0.20	26.00	5.20	42,561.60	4,132.73	8,577.89	2,721.94	976.46	120.02	4,176.86	4,385.71	63,476.15		
1700	Hopkins, J	MGMT	MIS1	GSA Director	6,801.22	1,363.15	2.70	42.04	40.42	1,417.68	2.94	0.20	10.00	2.00	15,928.74	15,928.74	2,321.61	2,321.61	120.02	120.02	3,743.81	3,931.00	18,250.35		
1700	Warburton, K	CONF	MIS3	Senior Admin Analyst	38.50			28.38	29.80			0.50	2,080.00	416.00	18,391.42	18,391.42	1,406.94	1,406.94			4,708.08	4,943.48	29,341.72		
1700	Bacchi, C.	GU	MIS3	Administrative Technician	27.29			52.87				1.00	2,080.00	1,040.00	12,308.88	12,308.88	941.63	941.63			25,407.84	26,678.23	21,869.87		
1700	Olvarria, M	GU	MIS1	Facil & Project Mgr	50.84	3.91		41.02		4.07		1.00	2,080.00	2,080.00	117,043.60	117,043.60	9,058.01	9,058.01			181,719.04	19,654.89	145,484.35		
1700	Robinson, D	GU	MIS1	Facilities Supervisor	39.44	3.04		32.14	33.74	3.16		1.00	2,080.00	2,080.00	90,798.58	90,798.58	6,667.69	6,667.69			101,371.08	101,371.08	101,371.08		
1700	Leon, R.	GU	MIS3	Bldg Maint Wkr III	30.90			33.74				1.00	2,080.00	2,080.00	67,594.37	67,594.37	5,782.12	5,782.12			74,683.21	74,683.21	74,683.21		
1700	Stanfield, J.	GU	MIS1	Bldg Maint Wkr III	32.44	2.50		33.74		2.60		1.00	2,080.00	2,080.00	74,683.21	74,683.21	6,930.08	6,930.08			81,612.98	81,612.98	81,612.98		
1700	Whitaker, J	GU	MIS3	Bldg Maint Wkr III	32.44			33.74				1.00	2,080.00	2,080.00	69,343.74	69,343.74	5,838.24	5,838.24			75,182.00	75,182.00	75,182.00		
1700	Pralzer, D.	GU	MIS3	Bldg Maint Wkr II	28.08			30.66				1.00	2,080.00	2,080.00	62,120.45	62,120.45	5,258.11	5,258.11			67,378.56	67,378.56	67,378.56		
1700	Hill, L	GU	MIS3	Custodian II	21.70			22.57				1.00	2,080.00	2,080.00	45,136.00	45,136.00	3,880.77	3,880.77			49,016.77	49,016.77	49,016.77		
1700	Hill, R	GU	MIS1	Custodian II	20.66			21.49	22.56			1.00	2,080.00	2,080.00	45,366.05	45,366.05	4,405.04	4,405.04			49,771.09	49,771.09	49,771.09		
1700	Silvey, J.	GU	MIS3	Custodian II	21.70			22.57				1.00	2,080.00	2,080.00	46,385.92	46,385.92	3,548.52	3,548.52			49,934.44	49,934.44	49,934.44		
1700	Hill, V.	GU	MIS3	Custodian II	20.66			21.49	22.56			1.00	2,080.00	2,080.00	45,366.05	45,366.05	4,405.04	4,405.04			49,771.09	49,771.09	49,771.09		
1700	Pill, D.	GU	MIS3	Custodian II	20.66			22.56	21.69			1.00	2,080.00	2,080.00	46,123.04	46,123.04	3,973.80	3,973.80			50,096.84	50,096.84	50,096.84		
1700	Jones, R	GU/PT	MIS3	Custodian II	21.70	1.10		22.57		1.14		0.45	2,080.00	936.00	21,930.50	21,930.50	1,740.19	1,740.19			23,670.69	23,670.69	23,670.69		
1700	Vacant	GU	MIS3	Custodian II	18.74			19.49				1.00	2,080.00	2,080.00	40,058.62	40,058.62	3,889.69	3,889.69			43,948.31	43,948.31	43,948.31		

Changes:

13.55	861,141.00	82,070.00	170,340.00	69,255.00	37,687.00	1,960.00	140,528.00	147,554.00	1,370,007.00
-------	------------	-----------	------------	-----------	-----------	----------	------------	------------	--------------



Budget Unit: RECORDS MANAGEMENT 1710  
Function: General  
Activity: Property Management

DETAIL BY REVENUE CATEGORY AND EXPENDITURE OBJECT	ACTUAL 2022-2023	ADOPTED 2023-2024	BASE 2024-2025	CHANGES 2024-2025	REQUESTED 2024-2025
<b>Other Revenues</b>					
47890 Miscellaneous Revenues	0.00	0.00	0.00	0.00	0.00
<b>TOTAL REVENUE</b>	<b>0.00</b>	<b>0.00</b>	<b>0.00</b>	<b>0.00</b>	<b>0.00</b>
<b>Salaries and Benefits</b>					
50100 Salaries and Wages	48,113.24	49,917.00	51,923.00	0.00	51,923.00
50200 Deferred Comp County Match	360.05	360.00	360.00	0.00	360.00
50300 Retirement - Employer's Share	3,677.74	4,074.00	4,058.00	0.00	4,058.00
50304 Retirement - PERS Misc. Unfunded Liability	7,888.00	7,509.00	8,423.00	0.00	8,423.00
50310 FICA/Medicare Tax - Employer's Share	3,416.24	3,819.00	3,972.00	0.00	3,972.00
50400 Employee Group Insurance	14,535.60	15,641.00	11,793.00	0.00	11,793.00
50500 Workers' Compensation Insurance	56.51	65.00	68.00	0.00	68.00
<b>Total Salaries and Employee Benefits</b>	<b>78,047.38</b>	<b>81,385.00</b>	<b>80,597.00</b>	<b>0.00</b>	<b>80,597.00</b>
<b>Services and Supplies</b>					
51200 Communications	884.10	719.00	713.00	0.00	713.00
51760 Maintenance - Programs	1,055.32	1,474.00	1,502.00	0.00	1,502.00
52000 Memberships	0.00	175.00	175.00	0.00	175.00
52200 Office Expense	405.62	600.00	600.00	0.00	600.00
52211 G.S.A. Cost Allocation	2,663.00	4,355.00	6,664.00	0.00	6,664.00
52300 Professional & Specialized Services	2,338.42	4,750.00	4,750.00	0.00	4,750.00
52700 Minor Equipment	0.00	0.00	0.00	0.00	0.00
52800 Special Departmental Expense	95.18	100.00	100.00	0.00	100.00
53000 Utilities	2,285.83	3,185.00	3,185.00	0.00	3,185.00
<b>Total Services And Supplies</b>	<b>9,727.47</b>	<b>15,358.00</b>	<b>17,689.00</b>	<b>0.00</b>	<b>17,689.00</b>
<b>A-87 Countywide Cost Allocation Plan</b>					
58900 A-87 Cost Allocation Plan	56,378.00	74,649.00	(891.00)	0.00	(891.00)
<b>TOTAL EXPENDITURES/APPROPRIATIONS</b>	<b>144,152.85</b>	<b>171,392.00</b>	<b>97,395.00</b>	<b>0.00</b>	<b>97,395.00</b>
<b>NET COST</b>	<b>144,152.85</b>	<b>171,392.00</b>	<b>97,395.00</b>	<b>0.00</b>	<b>97,395.00</b>
<b>Requested Increase or (Decrease) in General Fund Contribution</b>					<b>0.00</b>

# Budget Notes

**Department: 1710**

1. Please provide comments regarding your Department's Requested Budget
  - Add additional rows as needed.
2. You may include additional documentation
  - If included please add your Department Name and number at the top of all supporting documentation

<b>REVENUE</b>
<b>EXPENDITURES</b>
<b>FIXED ASSETS</b>
<b>OTHER</b>
<b>BUDGET ANALYST NOTES</b>

**24-25 EXPENDITURE DETAIL  
DEPARTMENT 1710**

	Base Budget	Budget Changes	Requested Budget
<b>SALARIES AND BENEFITS</b>			
<b>Total</b>	<b>80,597.00</b>	<b>0.00</b>	<b>80,597.00</b>
<b>51200 COMMUNICATIONS</b>			
IT Telephone Charges	313.00	0.00	313.00
AT&T	400.00	0.00	400.00
<b>Total</b>	<b>713.00</b>	<b>0.00</b>	<b>713.00</b>
<b>51760 MAINTENANCE - PROGRAMS</b>			
IT Costs per Technology Cost Matrix	1,502.00	0.00	1,502.00
<b>Total</b>	<b>1,502.00</b>	<b>0.00</b>	<b>1,502.00</b>
<b>52000 MEMBERSHIPS</b>			
ARMA International Annual Dues	175.00	0.00	175.00
<b>Total</b>	<b>175.00</b>	<b>0.00</b>	<b>175.00</b>
<b>52200 OFFICE EXPENSE</b>			
GSA Charges, Supplies & Postage	225.00	0.00	225.00
Office Depot office supplies	375.00	0.00	375.00
<b>Total</b>	<b>600.00</b>	<b>0.00</b>	<b>600.00</b>
<b>52211 GSA COST ALLOCATION</b>			
<b>Total</b>	<b>6,664.00</b>	<b>0.00</b>	<b>6,664.00</b>
<b>52300 PROFESSIONAL &amp; SPECIALIZED SERVICES</b>			
Annual Maintenance Contract	1,763.00	0.00	1,763.00
Shredding \$195 mo x 12	2,340.00	0.00	2,340.00
Pest Services \$16 mo x 12	200.00	0.00	200.00
Signal Service \$20 mo x 12	240.00	0.00	240.00
Other	207.00	0.00	207.00
<b>Total</b>	<b>4,750.00</b>	<b>0.00</b>	<b>4,750.00</b>
<b>52800 SPECIAL DEPARTMENT EXPENSE</b>			
Supplies & Postage	100.00	0.00	100.00
<b>Total</b>	<b>100.00</b>	<b>0.00</b>	<b>100.00</b>
<b>53000 UTILITIES</b>			
PG&E \$199 mo x 12	2,685.00	0.00	2,685.00
Amador Water Agency \$25 mo x 12	500.00	0.00	500.00
<b>Total</b>	<b>3,185.00</b>	<b>0.00</b>	<b>3,185.00</b>
<b>58900 A-87 COST ALLOCATION PLAN</b>			
<b>Total</b>	<b>(891.00)</b>	<b>0.00</b>	<b>(891.00)</b>
<b>COMBINED TOTAL</b>	<b>97,395.00</b>	<b>0.00</b>	<b>97,395.00</b>

DEPT #	DEPT	NAME	BARG UNIT	PERS CLASS	JOB TITLE	BASE PAY	LONGEVITY	EDUCATION /OTHER	WAGE INC	STEP INCREASE	LONGEVITY /OTHER	EDUCATION /OTHER	FTE	BASE HOURS	FTE UNITS	GROSS	TOTAL	24-25 PERS NORMAL COST	24-25 PERS MISC PLAN UNFUNDED LIABILITY	FICA/ MEDICARE	OTHER PAY	DEFERRED COMP	HEALTH INS 2024	25 Health Ins 10% Inc. (estimate)	TOTAL
1710	Records Mgmt	Guidi, T.*	CONF MIS1		Rec & Vol Administrator	33.62	2.59		34.96		2.69		0.60	1,872.00	1,123.20	41,795.89	41,795.89	4,058.38	8,423.37	3,197.39		360.05	11,231.42	11,793.00	69,628.07
1710	Records Mgmt	Vacant	CONF/XH		Records Management Asst	18.95			19.71				0.25	2,080.00	520.00	10,126.88	10,126.88		774.71						10,901.59

Changes:

<b>Total</b>							0.85										51,923.00	4,058.00	8,423.00	3,972.00	0.00	360.00	11,231.00	11,793.00	80,530.00
--------------	--	--	--	--	--	--	------	--	--	--	--	--	--	--	--	--	-----------	----------	----------	----------	------	--------	-----------	-----------	-----------

Budget Unit: ACO GENERAL 1800  
Function: General  
Activity: Plant Acquisition

DETAIL BY REVENUE CATEGORY AND EXPENDITURE OBJECT	ACTUAL 2022-2023	ADOPTED 2023-2024	BASE 2024-2025	CHANGES 2024-2025	REQUESTED 2024-2025
TOTAL REVENUE	0.00	0.00	0.00	0.00	0.00
<b>A-87 Countywide Cost Allocation Plan</b>					
58900 A-87 Cost Allocation Plan	(777,247.00)	(2,051,499.00)	(2,324,702.00)	0.00	(2,324,702.00)
TOTAL EXPENDITURES/APPROPRIATIONS	(777,247.00)	(2,051,499.00)	(2,324,702.00)	0.00	(2,324,702.00)
<b>NET COST</b>	(777,247.00)	(2,051,499.00)	(2,324,702.00)	0.00	(2,324,702.00)
<b>Requested Increase or (Decrease) in General Fund Contribution</b>					<b>0.00</b>

## Budget Notes

### Department: 1800

1. Please provide comments regarding your Department's Requested Budget
  - Add additional rows as needed.
2. You may include additional documentation
  - If included please add your Department Name and number at the top of all supporting documentation

#### REVENUE

#### EXPENDITURES

#### FIXED ASSETS

#### OTHER

#### BUDGET ANALYST NOTES

2/13/24 - FY 24-25 will be the final year of increased A-87 due to the HHS rent covered by the General Fund for FY 21-22 and 22-23.

Budget Unit: ENERGY CONS. PROG. 1802  
Function: General  
Activity: General

DETAIL BY REVENUE CATEGORY AND EXPENDITURE OBJECT	ACTUAL 2022-2023	ADOPTED 2023-2024	BASE 2024-2025	CHANGES 2024-2025	REQUESTED 2024-2025
<b>TOTAL REVENUE</b>	0.00	0.00	0.00	0.00	0.00
<b>Other Charges</b>					
55205 PG&E Loan - Admin CAC	23,716.44	23,456.00	23,456.00	0.00	23,456.00
55206 PG&E Loan - DA Office	2,826.00	3,391.00	3,391.00	0.00	3,391.00
55207 PG&E Loan - Sheriff/Jail	18,664.58	20,361.00	20,361.00	0.00	20,361.00
55208 PG&E Loan - Probation	1,858.80	1,859.00	1,859.00	0.00	1,859.00
55209 PG&E Loan - GSA	7,204.08	7,204.00	7,204.00	0.00	7,204.00
55210 PG&E Loan - Animal Control	3,285.24	3,285.00	3,285.00	0.00	3,285.00
55211 CA Energy Commission Loan	179,542.10	179,543.00	179,543.00	0.00	179,543.00
Total Other Charges	237,097.24	239,099.00	239,099.00	0.00	239,099.00
<b>TOTAL EXPENDITURES/APPROPRIATIONS</b>	237,097.24	239,099.00	239,099.00	0.00	239,099.00
<b>NET COST</b>	<b>237,097.24</b>	<b>239,099.00</b>	<b>239,099.00</b>	<b>0.00</b>	<b>239,099.00</b>
<b>Requested Increase or (Decrease) in General Fund Contribution</b>					<b>0.00</b>

## Budget Notes

### Department: 1802

1. Please provide comments regarding your Department's Requested Budget
  - Add additional rows as needed.
2. You may include additional documentation
  - If included please add your Department Name and number at the top of all supporting documentation

#### REVENUE

#### EXPENDITURES

#### FIXED ASSETS

#### OTHER

#### BUDGET ANALYST NOTES

Budget Unit created during FY20-21 to repay Energy Conservation Program loans. Details of loan terms and payment obligations are detailed under the Summary.



1802 - Summary of Energy Conservation Loans

	Loan Amount	Date Loan will be Paid Off		Years to Pay Off	Payments	Payment Terms			Balance Remaining at Beginning of FY 24/25	Paid in 20/21	Budgeted - Paid In FY 21/22	Budgeted - Paid In FY 22/23	Budgeted - Paid in FY 23/24	Budgeted - Paid in FY 24/25
		Bi-Annual	Monthly Payment			Annual Obligation								
55205 PG&E LOAN - ADMIN CAC	177,874.01	01/31/2028		7.58	91	1,954.66	23,455.92	23,455.92	101,577.14	5,929.11	23,455.92	23,455.92	23,455.92	23,455.92
55206 PG&E LOAN - DA OFFICE	28,825.00	12/31/2027		8.50	102	282.60	3,391.20	3,391.20	17,803.60	847.80	3,391.20	3,391.20	3,391.20	3,391.20
55207 PG&E LOAN - SHERIFF/JAIL	151,013.00	12/31/2027		7.42	89	1,696.78	20,361.36	20,361.36	84,838.58	5,090.34	20,361.36	20,361.36	20,361.36	20,361.36
55208 PG&E LOAN - PROBATION	12,856.00	07/01/2027		6.92	83	154.89	1,858.68	1,858.68	6,815.26	464.70	1,858.68	1,858.68	1,858.68	1,858.68
55209 PG&E LOAN - GSA	65,436.99	08/01/2029		9.08	109	600.34	7,204.08	7,204.08	42,023.73	1,801.02	7,204.08	7,204.08	7,204.08	7,204.08
55210 PG&E LOAN - ANIMAL CONTROL	24,639.00	01/31/2028		7.50	90	273.77	3,285.24	3,285.24	13,961.97	821.31	3,285.24	3,285.24	3,285.24	3,285.24
55211 CA ENERGY COMMISSION LOAN	3,000,000.00	12/22/2040			37	89,771.05	179,542.10	179,542.10	2,461,373.70	-	179,542.10	179,542.10	179,542.10	179,542.10
Total Obligation	<u>3,460,644.00</u>						<u>239,098.58</u>	<u>239,098.58</u>	<u>2,728,393.98</u>	<u>14,954.28</u>	<u>239,098.58</u>	<u>239,098.58</u>	<u>239,098.58</u>	<u>239,098.58</u>
							239,099.00							

Budget Unit: ACO MEMORIAL HALL 1805  
Function: General  
Activity: Plant Acquisition

DETAIL BY REVENUE CATEGORY AND EXPENDITURE OBJECT	ACTUAL 2022-2023	ADOPTED 2023-2024	BASE 2024-2025	CHANGES 2024-2025	REQUESTED 2024-2025
<b>Interest and Rentals</b>					
44100 Interest	2,189.62	0.00	0.00	0.00	0.00
<b>TOTAL REVENUE</b>	<b>2,189.62</b>	<b>0.00</b>	<b>0.00</b>	<b>0.00</b>	<b>0.00</b>
<b>Capital (Fixed) Assets</b>					
56115 Memorial Hall No. 5	45,495.00	0.00	0.00	0.00	0.00
<b>TOTAL EXPENDITURES/APPROPRIATIONS</b>	<b>45,495.00</b>	<b>0.00</b>	<b>0.00</b>	<b>0.00</b>	<b>0.00</b>
<b>NET COST</b>	<b>43,305.38</b>	<b>0.00</b>	<b>0.00</b>	<b>0.00</b>	<b>0.00</b>

Memorial Hall, District 5 Fund: #10500

<b>Net Cost Memorial Hall Fund</b>	<b>0.00</b>	<b>0.00</b>	<b>0.00</b>	<b>0.00</b>
------------------------------------	-------------	-------------	-------------	-------------

## Budget Notes

### Department: 1805

1. Please provide comments regarding your Department's Requested Budget
  - Add additional rows as needed.
2. You may include additional documentation
  - If included please add your Department Name and number at the top of all supporting documentation

#### REVENUE

#### EXPENDITURES

#### FIXED ASSETS

#### OTHER

#### BUDGET ANALYST NOTES

Budget Unit: ACO COUNTY IMPROVEMENT 1810  
Function: General  
Activity: Plant Acquisition

DETAIL BY REVENUE CATEGORY AND EXPENDITURE OBJECT	ACTUAL 2022-2023	ADOPTED 2023-2024	BASE 2024-2025	CHANGES 2024-2025	REQUESTED 2024-2025
<b>Licenses and Permits</b>					
42125 County Facility Fee (101184)	207,743.41	200,000.00	200,000.00	0.00	200,000.00
<b>Interest &amp; Rentals</b>					
44100 Interest	25,996.76	2,500.00	2,500.00	0.00	2,500.00
44200 Rentals	17,931.51	20,000.00	20,000.00	0.00	20,000.00
Total Interest & Rentals	43,928.27	22,500.00	22,500.00	0.00	22,500.00
<b>Intergovernmental</b>					
45630 Federal Other	322,118.83	20,781.00	0.00	0.00	0.00
<b>Other Revenues</b>					
47890 Miscellaneous Revenues	112,352.00	0.00	0.00	0.00	0.00
47940 Operating Transfers	120,000.00	200,000.00	0.00	0.00	0.00
Total Other Revenues	232,352.00	200,000.00	0.00	0.00	0.00
<b>Interfund Revenues</b>					
48415 BV Reimburse Arrears	292,558.00	0.00	0.00	0.00	0.00
<b>Fund Balance</b>					
Cash Account 101181		0.00	0.00	100,000.00	100,000.00
<b>TOTAL REVENUE</b>	<b>1,098,700.51</b>	<b>443,281.00</b>	<b>222,500.00</b>	<b>100,000.00</b>	<b>322,500.00</b>
<b>Salaries and Benefits</b>					
50100 Salaries and Wages	0.00	0.00	0.00	0.00	0.00
50200 Deferred Comp County Match	0.00	0.00	0.00	0.00	0.00
50300 Retirement - Employer's Share	0.00	0.00	0.00	0.00	0.00
50304 Retirement - PERS Misc. Unfunded Liability	0.00	0.00	0.00	0.00	0.00
50310 FICA/Medicare Tax - Employer's Share	0.00	0.00	0.00	0.00	0.00
50400 Employee Group Insurance	0.00	0.00	0.00	0.00	0.00
50500 Workers' Compensation Insurance	0.00	0.00	0.00	0.00	0.00
Total Salaries and Employee Benefits	0.00	0.00	0.00	0.00	0.00
<b>Services and Supplies</b>					
51810 Maintenance - Other Buildings	0.00	0.00	0.00	0.00	0.00
52211 G.S.A. Cost Allocation	9,262.00	14,996.00	24,088.00	0.00	24,088.00
52900 G.S.A. and In-County Travel	0.00	0.00	0.00	0.00	0.00
Total Services And Supplies	9,262.00	14,996.00	24,088.00	0.00	24,088.00
<b>Capital (Fixed) Assets</b>					
56121 Capital Improvement - Minor County Administration Center IT Leak Unanticipated	71,134.26	150,000.00	0.00	100,000.00	100,000.00

Budget Unit: ACO COUNTY IMPROVEMENT 1810  
Function: General  
Activity: Plant Acquisition

DETAIL BY REVENUE CATEGORY AND EXPENDITURE OBJECT	ACTUAL 2022-2023	ADOPTED 2023-2024	BASE 2024-2025	CHANGES 2024-2025	REQUESTED 2024-2025
56180 Capital Improvement - Major District Attorney Office Exterior	61,834.49	150,000.00	0.00	0.00	0.00
56185 Capital Improvement - Jail	334.50	0.00	0.00	0.00	0.00
Total Capital (Fixed Assets)	133,303.25	300,000.00	0.00	100,000.00	100,000.00
<b>Intrafund Transfer</b>					
58999 Intrafund Transfers	0.00	364,592.00	0.00	0.00	0.00
<b>A-87 Countywide Cost Allocation Plan</b>					
58900 A-87 Cost Allocation Plan	2,796.00	3,140.00	3,034.00	0.00	3,034.00
<b>TOTAL EXPENDITURES/APPROPRIATIONS</b>	<b>145,361.25</b>	<b>682,728.00</b>	<b>27,122.00</b>	<b>100,000.00</b>	<b>127,122.00</b>
<b>NET COST TO COUNTY IMPROVEMENT FUND</b>	<b>(953,339.26)</b>	<b>639,447.00</b>	<b>(195,378.00)</b>	<b>0.00</b>	<b>(195,378.00)</b>
<b>Net Cost to County Improvement Fund</b>					<b>(195,378.00)</b>

Fund: 18100, Acct 101181

## Budget Notes

### Department: 1810

1. Please provide comments regarding your Department's Requested Budget
  - ° Add additional rows as needed.
2. You may include additional documentation
  - ° If included please add your Department Name and number at the top of all supporting documentation

#### REVENUE

Revenue coming into 1810-42125 are CFF monies collected throughout the fiscal year that are held in cash account 101184 pending use for an eligible expense. These funds do not automatically contribute to the operating revenue for 1810-101181 for the fiscal year as approximately 83% of the CFF monies collected are dedicated to the jail expansion project and are not available for use in 1810. That being said, the 101184 cash account is tied to department 1810, which requires that the revenue be received & expensed through this dept.

47940: General fund operational contribution to minor projects.

#### EXPENDITURES

56121: \$100,000 increase for minor projects.

#### FIXED ASSETS

#### OTHER

#### BUDGET ANALYST NOTES

4/11/24 Department Meeting Changes: After department meeting Chuck asked that the \$100,000 from the General Fund be removed. Funding can be revisited if necessary.

**24-25 EXPENDITURE DETAIL  
DEPARTMENT 1810**

	Base Budget	Budget Changes	Requested Budget
<b>52211 GSA COST ALLOCATION</b>			
	24,088.00	0.00	24,088.00
<b>Total</b>	<b>24,088.00</b>	<b>0.00</b>	<b>24,088.00</b>
<b>56121 CAPITAL IMPROVEMENT - MINOR</b>			
Minor projects that occur throughout the year (i.e. CAC IT Leak and unanticipated).			
	0.00	100,000.00	100,000.00
<b>Total</b>	<b>0.00</b>	<b>100,000.00</b>	<b>100,000.00</b>
<b>56180 CAPITAL IMPROVEMENT - MAJOR</b>			
Sheriff Office Re-Roof and District Attorney Office Exterior (Ongoing)			
	0.00	0.00	0.00
<b>Total</b>	<b>0.00</b>	<b>0.00</b>	<b>0.00</b>
<b>56200 FIXED ASSETS - EQUIPMENT</b>			
Fixed Asset is an item over \$1,000.00			
	0.00	0.00	0.00
	<b>0.00</b>	<b>0.00</b>	<b>0.00</b>
<b>58999 INTRAFUND TRANSFER (CFF to Jail)</b>			
<b>Total</b>	<b>0.00</b>	<b>0.00</b>	<b>0.00</b>
<b>58900 A-87 COST ALLOCATION PLAN</b>			
<b>Total</b>	<b>3,034.00</b>	<b>0.00</b>	<b>3,034.00</b>
<b>Combined Total</b>	<b>27,122.00</b>	<b>100,000.00</b>	<b>127,122.00</b>

**24-25 REVENUE DETAIL  
DEPARTMENT 1810**

	<b>Base Budget</b>	<b>Budget Changes</b>	<b>Requested Budget</b>
<b>42125 County Facility Fee</b>			
This fee is collected based upon the County's Nexus for future growth development for the Jail and future growth development already built into the County Administration Center.	200,000.00	0.00	200,000.00
<b>Total</b>	<b>200,000.00</b>	<b>0.00</b>	<b>200,000.00</b>
<b>44100 Interest</b>			
	2,500.00	0.00	2,500.00
<b>Total</b>	<b>2,500.00</b>	<b>0.00</b>	<b>2,500.00</b>
<b>44200 Rentals</b>			
Revenue from grazing land leases	20,000.00	0.00	20,000.00
<b>Total</b>	<b>20,000.00</b>	<b>0.00</b>	<b>20,000.00</b>
<b>45630 Federal Other</b>			
USDA grant funding	20,781.00	(20,781.00)	0.00
<b>Total</b>	<b>20,781.00</b>	<b>(20,781.00)</b>	<b>0.00</b>
<b>47890 Miscellaneous</b>			
None anticipated	0.00	0.00	0.00
<b>Total</b>	<b>0.00</b>	<b>0.00</b>	<b>0.00</b>
<b>47940 Operating Transfer</b>			
General Fund Contribution	0.00	0.00	0.00
<b>Total</b>	<b>0.00</b>	<b>0.00</b>	<b>0.00</b>
<b>48415 BV Arrears</b>			
	0.00	0.00	0.00
<b>Total</b>	<b>0.00</b>	<b>0.00</b>	<b>0.00</b>
<b>Fund Balance Carryforward for cash account 101181</b>		<b>100,000.00</b>	<b>100,000.00</b>
<b>Combined Total</b>	<b>243,281.00</b>	<b>79,219.00</b>	<b>322,500.00</b>

**NOTE** Over the next five years, projects are estimated at \$5 million or more in capital renewal needs. Projects like:

1. Phone System (initial cost \$150k w/\$15k monthly charges);
2. District Attorney's exterior renovations (\$1.6m);
3. IT's exterior wall, which has increased water intrusion this year (\$200k);
4. HH&S relocation and tenant improvements \$350k0;
5. Airport Office which is not ADA compliant, contains asbestos and will also need supplemental revenue for Airport Improvement Projects \$1.7m);
6. Burner Unit for Boiler for CAC which is reaching its end-o-life cycle and currently failing (\$70k);
7. Public Works quarters which remains insufficiently unfunded (\$700K); and
8. Chinese Gambling Hall retaining wall \$(120K), etc.

These projects alone surpass a 3.3 million threshold, not including any contributions to the Airport. While deferring maintenance has been a common strategy, a more proactive approach to securing funds to fulfill these obligations is imperative. Without a comprehensive plan to tackle these challenges, backlogs will persist, resulting in escalated costs and heightened risks of operational disruptions.



Budget Unit: COUNTY IMPROVEMENT  
JAIL 1815  
Function: General  
Activity: Plant Acquisition

DETAIL BY REVENUE CATEGORY AND EXPENDITURE OBJECT	ACTUAL 2022-2023	ADOPTED 2023-2024	BASE 2024-2025	CHANGES 2024-2025	REQUESTED 2024-2025
<b>Licenses and Permits</b>					
42125 County Facility Fee	0.00	0.00	0.00	0.00	0.00
<b>Interest &amp; Rentals</b>					
44100 Interest	11,325.80	2,500.00	2,500.00	0.00	2,500.00
<b>Intergovernmental</b>					
45240 State Aid Other	0.00	282,296.00	282,296.00	0.00	282,296.00
<b>Other Revenues</b>					
47940 Operating Transfers	0.00	0.00	0.00	0.00	0.00
<b>Interfund Revenues</b>					
48011 CFF Contrib - Jail Expand	0.00	364,592.00	364,592.00	0.00	364,592.00
48416 CCP Contribution-Jail Expansion	1,000,000.00	0.00	0.00	0.00	0.00
Total Interfund Revenues	1,000,000.00	364,592.00	364,592.00	0.00	364,592.00
<b>Fund Balance</b>					
Cash Account 101185					4,287,304.00
<b>TOTAL REVENUE</b>	<b>1,011,325.80</b>	<b>649,388.00</b>	<b>649,388.00</b>	<b>0.00</b>	<b>4,936,692.00</b>
<b>Salaries and Benefits</b>					
50100 Salaries and Wages	1,066.98	0.00	0.00	0.00	0.00
50200 Deferred Comp County Match	3.56	0.00	0.00	0.00	0.00
50300 Retirement - Employer's Share	99.75	0.00	0.00	0.00	0.00
50304 Retirement - PERS Misc. Unfunded Liability	0.00	0.00	0.00	0.00	0.00
50310 FICA/Medicare Tax - Employer's Share	80.26	0.00	0.00	0.00	0.00
50400 Employee Group Insurance	106.92	0.00	0.00	0.00	0.00
50500 Workers' Compensation Insurance	0.00	0.00	0.00	0.00	0.00
Total Salaries and Employee Benefits	1,357.47	0.00	0.00	0.00	0.00
<b>Capital (Fixed) Assets</b>					
56185 Capital Improvement - Jail ADA and Demising Wall, includes remaining design fees	341,826.55	902,000.00	0.00	0.00	0.00
56186 Capital Improvement - Jail State Reimb	157,671.18	1,976,071.00	0.00	0.00	11,161,000.00
Total Capital (Fixed Assets)	499,497.73	2,878,071.00	0.00	0.00	11,161,000.00
<b>A-87 Countywide Cost Allocation Plan</b>					
58900 A-87 Cost Allocation Plan	3,508.00	3,096.00	2,064.00	0.00	2,064.00
<b>TOTAL EXPENDITURES/APPROPRIATIONS</b>	<b>504,363.20</b>	<b>2,881,167.00</b>	<b>2,064.00</b>	<b>0.00</b>	<b>11,163,064.00</b>
<b>NET COST TO COUNTY IMPROVEMENT FUND</b>	<b>(506,962.60)</b>	<b>2,231,779.00</b>	<b>(647,324.00)</b>	<b>0.00</b>	<b>6,226,372.00</b>
<b>Net Cost to County Improvement Fund</b>					<b>6,226,372.00</b>

## Budget Notes

### Department: 1815

1. Please provide comments regarding your Department's Requested Budget
  - Add additional rows as needed.
2. You may include additional documentation
  - If included please add your Department Name and number at the top of all supporting documentation

#### REVENUE

#### EXPENDITURES

56186 - These expenses are construction costs to be carried by the County; expected cashflow projection.

#### FIXED ASSETS

#### OTHER

#### BUDGET ANALYST NOTES

**24-25 EXPENDITURE DETAIL  
DEPARTMENT 1815**

	Base Budget	Budget Changes	Requested Budget
<b>56185 CAPITAL IMPROVEMENT - JAIL</b>			
The Jail expansion project encompasses all hard and soft costs in this line. It is anticipated additional monies will be needed to cover soft cost during the development of the project. Funds are available from the CFF.			
<b>Total</b>	0.00	0.00	0.00
	<b>0.00</b>	<b>0.00</b>	<b>0.00</b>
<b>56186 CAPITAL IMPROVEMENT - JAIL STATE REIMBURSED</b>			
These expenses are construction costs to be carried by the County - expected cash flow projection			
<b>Total</b>	0.00	11,161,000.00	11,161,000.00
	<b>0.00</b>	<b>11,161,000.00</b>	<b>11,161,000.00</b>
<b>58900 A-87 COST ALLOCATION PLAN</b>			
<b>Total</b>	2,064.00	0.00	2,064.00
<b>Combined Total</b>	2,064.00	11,161,000.00	11,163,064.00

**24-25 REVENUE DETAIL  
DEPARTMENT 1815**

	Base Budget	Budget Changes	Requested Budget
<b>42125 County Facility Fee</b>			
This fee is collected based upon the County's Nexus for future growth development for the Jail and future growth development already built into the County Administration Center.			
<b>Total</b>	<b>0.00</b>	<b>0.00</b>	<b>0.00</b>
<b>44100 Interest</b>			
Interest paid on balances remaining in funds until use	2,500.00	0.00	2,500.00
<b>Total</b>	<b>2,500.00</b>	<b>0.00</b>	<b>2,500.00</b>
<b>45240 State Aid Other</b>			
State reimbursement	282,296.00	0.00	282,296.00
<b>Total</b>	<b>282,296.00</b>	<b>0.00</b>	<b>282,296.00</b>
<b>47940 Operating Transfers</b>			
Loan from County General Fund Reserves	0.00	0.00	0.00
<b>Total</b>	<b>0.00</b>	<b>0.00</b>	<b>0.00</b>
<b>48011 CFF Contribution - Jail Expansion</b>			
	364,592.00	0.00	364,592.00
<b>Total</b>	<b>364,592.00</b>	<b>0.00</b>	<b>364,592.00</b>
<b>48416 CCP Contribution - Jail Expansion</b>			
	0.00	0.00	0.00
<b>Total</b>	<b>0.00</b>	<b>0.00</b>	<b>0.00</b>
<b>Fund Balance</b>			
Cash Account 101185			4,287,304.00
<b>Total</b>			<b>4,287,304.00</b>
<b>Combined Total</b>	<b>649,388.00</b>	<b>0.00</b>	<b>4,936,692.00</b>

**Budget Moved to Enterprise Fund 7880**

Budget Unit: COUNTY IMPROVEMENT  
LANDFILL 1820  
Function: General  
Activity: Plant Acquisition

DETAIL BY REVENUE CATEGORY AND EXPENDITURE OBJECT	ACTUAL 2022-2023	ADOPTED 2023-2024	BASE 2024-2025	CHANGES 2024-2025	REQUESTED 2024-2025
<b>Interest &amp; Rentals</b>					
44100 Interest	4,208.13	0.00	0.00	0.00	0.00
<b>Intergovernmental</b>					
45630 Federal Other	0.00	0.00	0.00	0.00	0.00
<b>Charges for Services</b>					
46963 Self Haul Fee	247,656.07	0.00	0.00	0.00	0.00
<b>TOTAL REVENUE</b>	<b>251,864.20</b>	<b>0.00</b>	<b>0.00</b>	<b>0.00</b>	<b>0.00</b>
<b>Services and Supplies</b>					
51810 Maintenance - Other Buildings	0.00	0.00	0.00	0.00	0.00
52300 Professional & Specialized Services	0.00	0.00	0.00	0.00	0.00
52211 G.S.A. Cost Allocation	0.00	0.00	0.00	0.00	0.00
Total Services And Supplies	0.00	0.00	0.00	0.00	0.00
<b>Capital (Fixed) Assets</b>					
56121 Capital Improvement - Minor	25,700.00	0.00	0.00	0.00	0.00
56180 Capital Improvement - Major	223,337.53	0.00	0.00	0.00	0.00
56200 Fixed Assets - Equipment	0.00	0.00	0.00	0.00	0.00
Total Capital (Fixed Assets)	249,037.53	0.00	0.00	0.00	0.00
<b>A-87 Countywide Cost Allocation Plan</b>					
58900 A-87 Cost Allocation Plan	0.00	0.00	0.00	0.00	0.00
<b>TOTAL EXPENDITURES/APPROPRIATIONS</b>	<b>249,037.53</b>	<b>0.00</b>	<b>0.00</b>	<b>0.00</b>	<b>0.00</b>
<b>NET COST</b>	<b>(2,826.67)</b>	<b>0.00</b>	<b>0.00</b>	<b>0.00</b>	<b>0.00</b>
<b>Net Cost to County Improvement Fund</b>					<b>0.00</b>

Fund: 18100, Acct 101187

Budget Unit: OPERATING TRANSFERS 1900  
Function: General  
Activity: Legislative & Admin

DETAIL BY REVENUE CATEGORY AND EXPENDITURE OBJECT	ACTUAL 2022-2023	ADOPTED 2023-2024	BASE 2024-2025	CHANGES 2024-2025	REQUESTED 2024-2025
<b>Fines, Forfeitures, and Penalties</b>					
43195 Fines and Fees AB 233	255,955.74	360,000.00	360,000.00	0.00	360,000.00
<b>Interest &amp; Rentals</b>					
44200 Rentals	5,310.24	5,400.00	5,400.00	0.00	5,400.00
<b>TOTAL REVENUE</b>	<b>261,265.98</b>	<b>365,400.00</b>	<b>365,400.00</b>	<b>0.00</b>	<b>365,400.00</b>
<b>Transfers &amp; Other Charges</b>					
57016 Landfill	0.00	0.00	0.00	0.00	0.00
57019 HHS Rental & Assistance	1,752,757.90	332,860.00	263,000.00	0.00	263,000.00
57020 Trial Court Operation	380,648.72	420,000.00	420,000.00	0.00	420,000.00
57024 Debt Service	641,697.00	640,996.00	640,996.00	0.00	640,996.00
570241 Photovoltaic Loan	52,241.67	0.00	0.00	0.00	0.00
Total Transfers & Other Charges	2,827,345.29	1,393,856.00	1,323,996.00	0.00	1,323,996.00
<b>A-87 Countywide Cost Allocation Plan</b>					
58900 A-87 Cost Allocation Plan	(1,599,411.00)	(3,261,012.00)	(3,276,029.00)	0.00	(3,276,029.00)
<b>TOTAL EXPENDITURES/APPROPRIATIONS</b>	<b>1,227,934.29</b>	<b>(1,867,156.00)</b>	<b>(1,952,033.00)</b>	<b>0.00</b>	<b>(1,952,033.00)</b>
<b>NET COST</b>	<b>966,668.31</b>	<b>(2,232,556.00)</b>	<b>(2,317,433.00)</b>	<b>0.00</b>	<b>(2,317,433.00)</b>
<b>Requested Increase or (Decrease) in General Fund Contribution</b>					<b>0.00</b>

# Budget Notes

**Department: 1900**

1. Please provide comments regarding your Department's Requested Budget
  - Add additional rows as needed.
2. You may include additional documentation
  - If included please add your Department Name and number at the top of all supporting documentation

REVENUE				
43195 - Fines Fees AB233 = SB21 Court Fees and Superior Court Fees				
EXPENDITURES				
<b>57019 - HHS Rental &amp; Assistance</b>				
<u>Fiscal Year 24-25 HHS Building Rent Increase (Estimate)</u>				
5.38% CPI increase in rent	2,179,161.36			
.00022417 Inc. to Property Tax Obligation:	24,090.86			
1% increase to Utilities	217,815.61			
	<u>2,421,067.83</u>			
<u>Department 1900 - Estimated General Fund Contribution</u>				
	Rent	Prop. Tax	Utilities	
2150 Grand Jury	28,982.88	320.41		
ACRA	41,186.16	455.32		
Suite 500 (vacant)	120,725.52	1,334.63		
BF&H Project	36,609.84	404.73		
	<u>227,504.40</u>	<u>2,515.09</u>	<u>31,997.11</u>	262,016.60
<b>57024 - Debt Service</b>				
<u>FY</u>	<u>Due</u>	<u>Amount</u>		
24/25	10/01/2024	634,522.75		
24/25	04/01/2025	8,334.25		
		<u>642,857.00</u>		
25/26	10/01/2025	637,334.25	Debt Cleared	
OTHER				
BUDGET ANALYST NOTES				

Budget Unit: OPERATING TRANSFERS  
INTERFUND 1902  
Function: General  
Activity: Other General

DETAIL BY REVENUE CATEGORY AND EXPENDITURE OBJECT	ACTUAL 2022-2023	ADOPTED 2023-2024	BASE 2024-2025	CHANGES 2024-2025	REQUESTED 2024-2025
<b>Other Revenues</b>					
47890 Miscellaneous Revenues	0.00	0.00	0.00	0.00	0.00
<b>TOTAL REVENUE</b>	<b>0.00</b>	<b>0.00</b>	<b>0.00</b>	<b>0.00</b>	<b>0.00</b>
<b>Transfers and Other Charges</b>					
57002 Insurance	1,137,061.00	1,596,350.00	2,271,900.00	0.00	2,271,900.00
57013 Health Tr. 17608 I W & I	279,000.00	279,000.00	279,000.00	0.00	279,000.00
57021 Public Works	0.00	100,000.00	0.00	220,197.00	220,197.00
57023 County Improvement Contribution	120,000.00	200,000.00	0.00	0.00	0.00
57026 Airport-GF In Lieu of MM	0.00	0.00	0.00	0.00	0.00
57028 Public Works Maintenance of Effort	822,000.00	822,000.00	822,000.00	0.00	822,000.00
57029 Health Realignment Contribution	0.00	0.00	0.00	0.00	0.00
57035 G.S.A. Support Services	0.00	0.00	0.00	0.00	0.00
57036 Airport-GF In Lieu of MM	0.00	0.00	0.00	0.00	0.00
57038 Conservator Backfill PC & RP	0.00	0.00	0.00	0.00	0.00
57039 Buena Vista Casino Fund	0.00	0.00	0.00	0.00	0.00
57042 Excess Tax Loss Reserve Restore	0.00	0.00	0.00	0.00	0.00
57043 Public Health	0.00	0.00	0.00	0.00	0.00
Total Transfers and Other Charges	2,358,061.00	2,997,350.00	3,372,900.00	220,197.00	3,593,097.00
<b>TOTAL EXPENDITURES/APPROPRIATIONS</b>	<b>2,358,061.00</b>	<b>2,997,350.00</b>	<b>3,372,900.00</b>	<b>220,197.00</b>	<b>3,593,097.00</b>
<b>NET COST</b>	<b>2,358,061.00</b>	<b>2,997,350.00</b>	<b>3,372,900.00</b>	<b>220,197.00</b>	<b>3,593,097.00</b>
<b>Requested Increase or (Decrease) in General Fund Contribution</b>					<b>220,197.00</b>



## Budget Notes

**Department: 1902**

1. Please provide comments regarding your Department's Requested Budget
  - ° Add additional rows as needed.
2. You may include additional documentation
  - ° If included please add your Department Name and number at the top of all supporting documentation

**REVENUE**

**EXPENDITURES**

**1902-57002 INSURANCE**

Liability Premium Estimates

	21-22 Actual	22-23 Actual	23-24 Actual	24-25 Estimate (10/23)	24-25 Estimate (2/24)	24-25 Estimate (3/24)
General	807,096.00	938,400.00	1,318,983.00	1,877,000	1,621,000	1,967,000
Malpractice	59,054.00	68,241.00	74,217.00	91,000	87,000	87,000
Cyber Liability	5,794.00	8,252.00	9,756.00	12,200	12,200	12,200
Master Crime	6,094.00	6,281.00	6,650.00	7,600	7,600	7,600
Pollution Program	8,571.00	10,658.00	7,056.00	14,100	14,100	14,100
Fiddletown Pres. Society		3,000.00	3,000.00	3,000	3,000	3,000
	886,609.00	1,034,832.00	1,419,662.00	2,004,900.00	1,744,900.00	2,090,900.00
Liability Premium Inc.					Increase over FY 23/24	671,238.00 19.83%

**Note: Payroll is a factor in General Liability premiums. Payroll increases result in premiums increases.**

Property Premiums Estimates

	21-22 Actual	22-23 Actual	23-24 Actual	24-25 Estimate (10/23)	24-25 Estimate (2/24)	24-25 Estimate (4/24)
	91,755.00	91,393.00	124,925.00	182,000.00	181,000.00	
	91,755.00	91,393.00	124,925.00	182,000.00	181,000.00	-
Property Premium Inc.						

**Combined Total**      2,271,900.00

**Increase Over Prior FY Actuals (Liability and Property Only)**      727,313.00

**BUDGET ANALYST NOTES**

- 4/9/24 - Funding for (2) Public Works Maintenance Workers Added to expenditure line 57021.  
 4/11/24 - Removed Capital Improvement GF contribution per Chuck's direction after department meeting.

Budget Unit: PROMOTION 1910  
Function: General  
Activity: Promotion

DETAIL BY REVENUE CATEGORY AND EXPENDITURE OBJECT	ACTUAL 2022-2023	ADOPTED 2023-2024	BASE 2024-2025	CHANGES 2024-2025	REQUESTED 2024-2025
<b>Other Revenues</b>					
47890 Miscellaneous Revenues	0.00	0.00	0.00	0.00	0.00
<b>TOTAL REVENUE</b>	<b>0.00</b>	<b>0.00</b>	<b>0.00</b>	<b>0.00</b>	<b>0.00</b>
<b>Services and Supplies</b>					
52805 Fair Booths	0.00	0.00	0.00	0.00	0.00
52830 District AG Fair (Miss Amador)	2,000.00	2,000.00	2,000.00	0.00	2,000.00
Total Services And Supplies	2,000.00	2,000.00	2,000.00	0.00	2,000.00
<b>Other Charges</b>					
54108 Economic Development (CSEDD)	5,819.30	5,820.00	5,820.00	0.00	5,820.00
54109 Chamber of Commerce	80,000.00	80,000.00	80,000.00	0.00	80,000.00
54110 Amador Council of Tourism	136,000.00	101,500.00	101,500.00	0.00	101,500.00
54111 Film Commission	0.00	0.00	3,000.00	0.00	3,000.00
54130 KVGC Local Radio	5,000.00	5,000.00	5,000.00	0.00	5,000.00
54132 Argonaut Mine Disaster	4,000.00	0.00	0.00	0.00	0.00
54777 Arts Council	3,500.00	3,500.00	3,500.00	0.00	3,500.00
Total Other Charges	234,319.30	195,820.00	198,820.00	0.00	198,820.00
<b>A-87 Countywide Cost Allocation Plan</b>					
58900 A-87 Cost Allocation Plan	175.00	314.00	519.00	0.00	519.00
<b>TOTAL EXPENDITURES/APPROPRIATIONS</b>	<b>236,494.30</b>	<b>198,134.00</b>	<b>201,339.00</b>	<b>0.00</b>	<b>201,339.00</b>
<b>NET COST</b>	<b>236,494.30</b>	<b>198,134.00</b>	<b>201,339.00</b>	<b>0.00</b>	<b>201,339.00</b>
<b>Requested Increase or (Decrease) in General Fund Contribution</b>					<b>0.00</b>

## Budget Notes

### Department: 1910

1. Please provide comments regarding your Department's Requested Budget
  - Add additional rows as needed.
2. You may include additional documentation
  - If included please add your Department Name and number at the top of all supporting documentation

### REVENUE

### EXPENDITURES

#### Changes in FY 23/24:

- 1) At the 10/11/22 Board meeting, the Board agreed to reinstate \$5K to KVGC.
- 2) In FY 23/24 the Board renewed funding to the Film Commission in the amount of \$3,000.

### OTHER

### BUDGET ANALYST NOTES

Per the 3/26/24 Board Meeting - Funding for the Chamber and ACT to be determined at the Budget Workshop.

Budget Unit: SURVEYING &  
ENGINEERING 1940  
Function: General  
Activity: Other General

DETAIL BY REVENUE CATEGORY AND EXPENDITURE OBJECT	ACTUAL 2022-2023	ADOPTED 2023-2024	BASE 2024-2025	CHANGES 2024-2025	REQUESTED 2024-2025
<b>Charges for Services</b>					
46170 Survey Monument Fund	0.00	2,500.00	2,500.00	0.00	2,500.00
46710 Planning & Engin Serv	27,849.53	25,000.00	25,000.00	0.00	25,000.00
Total Charges for Services	27,849.53	27,500.00	27,500.00	0.00	27,500.00
<b>Other Revenues</b>					
47890 Miscellaneous Revenues	0.00	600.00	600.00	0.00	600.00
<b>TOTAL REVENUE</b>	<b>27,849.53</b>	<b>28,100.00</b>	<b>28,100.00</b>	<b>0.00</b>	<b>28,100.00</b>
<b>Salaries and Benefits</b>					
50100 Salaries and Wages	130,772.16	184,287.00	194,580.00	0.00	194,580.00
50200 Deferred Comp County Match	573.87	600.00	600.00	0.00	600.00
50300 Retirement - Employer's Share	9,744.20	17,875.00	18,240.00	0.00	18,240.00
50304 Retirement - PERS Misc. Unfunded Liability	34,206.00	32,945.00	37,859.00	0.00	37,859.00
50310 FICA/Medicare Tax - Employer's Share	9,840.20	14,098.00	14,885.00	0.00	14,885.00
50400 Employee Group Insurance	2,638.38	2,494.00	3,558.00	0.00	3,558.00
50500 Workers' Compensation Insurance	1,186.82	1,368.00	1,438.00	0.00	1,438.00
Total Salaries and Employee Benefits	188,961.63	253,667.00	271,160.00	0.00	271,160.00
<b>Services and Supplies</b>					
51200 Communications	985.40	1,049.00	945.00	0.00	945.00
51700 Maintenance - Equipment	1,065.15	2,000.00	2,000.00	0.00	2,000.00
51760 Maintenance - Programs	2,752.24	5,771.00	5,664.00	0.00	5,664.00
52200 Office Expense	1,893.22	3,000.00	3,000.00	0.00	3,000.00
52211 G.S.A. Cost Allocation	2,293.00	3,887.00	5,785.00	0.00	5,785.00
52300 Professional & Specialized Services	0.00	500.00	500.00	0.00	500.00
52400 Publications and Legal Notices	0.00	1,200.00	1,200.00	0.00	1,200.00
52700 Minor Equipment	0.00	0.00	0.00	0.00	0.00
52800 Special Departmental Expense	0.00	2,500.00	2,500.00	0.00	2,500.00
52870 Staff Training	1,073.00	2,000.00	2,000.00	0.00	2,000.00
52900 G.S.A. and In-County Travel	0.00	311.00	311.00	0.00	311.00
Total Services and Supplies	10,062.01	22,218.00	23,905.00	0.00	23,905.00
<b>Capital (Fixed) Assets</b>					
56200 Fixed Assets - Equipment	16,537.47	0.00	0.00	0.00	0.00
<b>A-87 Countywide Cost Allocation Plan</b>					
58900 A-87 Cost Allocation Plan	68,184.00	69,732.00	70,671.00	0.00	70,671.00
<b>TOTAL EXPENDITURES/APPROPRIATIONS</b>	<b>283,745.11</b>	<b>345,617.00</b>	<b>365,736.00</b>	<b>0.00</b>	<b>365,736.00</b>
<b>NET COST</b>	<b>255,895.58</b>	<b>317,517.00</b>	<b>337,636.00</b>	<b>0.00</b>	<b>337,636.00</b>

**Requested Increase or (Decrease) in General Fund Contribution 0.00**

# Budget Notes

**Department: 1940**

1. Please provide comments regarding your Department's Requested Budget
  - Add additional rows as needed.
2. You may include additional documentation
  - If included please add your Department Name and number at the top of all supporting documentation

<b>REVENUE</b>
<b>EXPENDITURES</b>
<b>FIXED ASSETS</b>
<b>OTHER</b>
<b>BUDGET ANALYST NOTES</b>

**24-25 EXPENDITURE DETAIL  
SURVEYING DEPARTMENT**

	Base Budget	Budget Changes	Requested Budget
<b>WAGES AND BENEFITS</b>			
<b>Total</b>	<b>271,160.00</b>	<b>0.00</b>	<b>271,160.00</b>
<b>51200 COMMUNICATIONS</b>			
IT Telephone Charges	945.00	0.00	945.00
<b>Total</b>	<b>945.00</b>	<b>0.00</b>	<b>945.00</b>
<b>51700 MAINTENANCE - EQUIPMENT</b>			
Large Engineering Format Copier Maintenance	1,400.00	0.00	1,400.00
Copier Click Charges	600.00	0.00	600.00
<b>Total</b>	<b>2,000.00</b>	<b>0.00</b>	<b>2,000.00</b>
<b>51760 MAINTENANCE - PROGRAMS</b>			
IT Costs per Technology Cost Matrix	3,664.00	0.00	3,664.00
Land Survey Software Subscription	2,000.00	0.00	2,000.00
<b>Total</b>	<b>5,664.00</b>	<b>0.00</b>	<b>5,664.00</b>
<b>52200 OFFICE EXPENSE</b>			
Plotter Paper	2,000.00	0.00	2,000.00
Plotter Ink/Toner	500.00	0.00	500.00
Other Office Expense	500.00	0.00	500.00
<b>Total</b>	<b>3,000.00</b>	<b>0.00</b>	<b>3,000.00</b>
<b>52211 GSA DEPARTMENT COST ALLOCATION</b>			
GSA DEPARTMENT	5,785.00	0.00	5,785.00
<b>Total</b>	<b>5,785.00</b>	<b>0.00</b>	<b>5,785.00</b>
<b>52300 PROFESSIONAL &amp; SPECIALIZED SERVICES</b>			
MAINTENANCE UPGRADE FOR CADD PROGRAM	500.00	0.00	500.00
<b>Total</b>	<b>500.00</b>	<b>0.00</b>	<b>500.00</b>
<b>52400 PUBLICATIONS &amp; LEGAL NOTICES</b>			
Advertising-Public Notices Ledger Dispatch	1,200.00	0.00	1,200.00
Bid Notices	0.00	0.00	0.00
<b>Total</b>	<b>1,200.00</b>	<b>0.00</b>	<b>1,200.00</b>
<b>52500 RENTS/LEASES - EQUIPMENT</b>			
GSA Copier Pool Plan (600 x 12)	0.00	0.00	0.00
ADDITIONAL EQUIPMENT NEEDED FOR MONUMENT PESERVATION PROJECT	0.00	0.00	0.00
<b>Total</b>	<b>0.00</b>	<b>0.00</b>	<b>0.00</b>
<b>52700 MINOR EQUIPMENT</b>			
	0.00	0.00	0.00
<b>Total</b>	<b>0.00</b>	<b>0.00</b>	<b>0.00</b>

**24-25 EXPENDITURE DETAIL  
SURVEYING DEPARTMENT**

	Base Budget	Budget Changes	Requested Budget
<b>52800 SPECIAL DEPARTMENT EXPENSE</b>			
Monuments & Caps - Monument Preservation Costs	2,500.00	0.00	2,500.00
<b>Total</b>	<b>2,500.00</b>	<b>0.00</b>	<b>2,500.00</b>
<b>52870 STAFF TRAINING</b>			
Special Training for Department	2,000.00	0.00	2,000.00
Staff training expenses (meals, parking, mileage)	0.00	0.00	0.00
<b>Total</b>	<b>2,000.00</b>	<b>0.00</b>	<b>2,000.00</b>
<b>52900 GSA &amp; In-County Travel</b>			
Travel Reimbursement for Posting Public Hearings	311.00	0.00	311.00
<b>Total</b>	<b>311.00</b>	<b>0.00</b>	<b>311.00</b>
<b>52910 MEETINGS &amp; CONVENTIONS</b>			
Conferences (list conference & purpose)	0.00	0.00	0.00
<b>Total</b>	<b>0.00</b>	<b>0.00</b>	<b>0.00</b>
<b>56200 FIXED ASSETS - EQUIPMENT</b>			
	0.00	0.00	0.00
<b>Total</b>	<b>0.00</b>	<b>0.00</b>	<b>0.00</b>
<b>58900 A-87 COST PLAN ALLOCATION</b>			
	70,671.00	0.00	70,671.00
<b>Total</b>	<b>70,671.00</b>	<b>0.00</b>	<b>70,671.00</b>
<b>Combined Total</b>	<b>365,736.00</b>	<b>0.00</b>	<b>365,736.00</b>

**24-25 REVENUE DETAIL  
DEPARTMENT 1940**

	<b>Base Budget</b>	<b>Budget Changes</b>	<b>Requested Budget</b>
<b>46170 Survey Monument Fund</b>			
Monument Preservation Expense Reimbursement	2,500.00	0.00	2,500.00
<b>Total</b>	<b>2,500.00</b>	<b>0.00</b>	<b>2,500.00</b>
<b>46710 Surveying and Engineering Services</b>			
Map Reproduction	3,000.00	0.00	3,000.00
Map Check and Other Processing fees	22,000.00	0.00	22,000.00
<b>Total</b>	<b>25,000.00</b>	<b>0.00</b>	<b>25,000.00</b>
<b>47890 Misc. Revenues</b>			
General Misc	600.00	0.00	600.00
<b>Total</b>	<b>600.00</b>	<b>0.00</b>	<b>600.00</b>
<b>Combined Total</b>	<b>28,100.00</b>	<b>0.00</b>	<b>28,100.00</b>



DEPT #	DEPT	NAME	BARG UNIT	PERS CLASS	JOB TITLE	BASE PAY	LONGEVITY	EDUCATION / OTHER	WAGE INC MGMT-4% MM-4% SEIU-4%	STEP INCREASE	EDUCATION / OTHER	FTE	HOURS	BASE	FTE	UNITS	GROSS	TOTAL	24-25 PERS NORMAL COST	24-25 PERS MISC PLAN UNFUNDED LIABILITY	FICA/MEDICARE	OTHER PAY	DEFERR ED COMP	HEALTH INS 2024	25 Health Ins 10% Inc. (estimate)	TOTAL
1940	Survey & Engineering	Vela, R.	MGMT	MIS3	Public Works Dir	5,835.45			6,068.87			0.05	26.00		1.30	7,877.27	7,877.27	7,877.27	764.88	1,587.55	606.05	45.01		1,044.22	1,096.43	11,977.20
1940	Survey & Engineering	Ptto, R.	MMPT	MIS3	County Surveyor	50.90			52.94			0.50	2080.00		1040.00	54,401.92	54,401.92	54,401.92	5,282.43	10,963.94	4,245.24	1,091.40		953.04	1,000.69	76,985.61
1940	Survey & Engineering	Adams, T.	GU	MIS2	Comm. Dev. Tect	31.74	0.79		33.01	34.66	0.87	1.00	2080.00		2080.00	71,169.97	71,169.97	71,169.97	6,910.60	14,343.30	5,872.36	5,592.96	600.08	1,391.04	1,460.59	105,949.86
1940	Survey & Engineering	Schmidt, J.	MMPT	MIS3	County Surveyor	50.90			52.94			0.50	2080.00		1040.00	54,401.92	54,401.92	54,401.92	5,282.43	10,963.94	4,161.75	0.00		0.00	0.00	74,810.03

Total 2.05 187,851.00 18,240.00 37,859.00 14,885.00 6,729.00 600.00 3,388.00 3,558.00 269,723.00

Budget Unit: INFORMATION TECHNOLOGY 1970  
Function: General  
Activity: Other General

DETAIL BY REVENUE CATEGORY AND EXPENDITURE OBJECT	ACTUAL 2022-2023	ADOPTED 2023-2024	BASE 2024-2025	CHANGES 2024-2025	REQUESTED 2024-2025
<b>Intergovernmental Revenue</b>					
45525 Fed Coronavirus Relief (Cares Act)	0.00	0.00	0.00	0.00	0.00
<b>Charges for Services</b>					
46009 Charges for Services	131,621.31	240,193.00	240,193.00	0.00	240,193.00
<b>Other Revenue</b>					
47890 Miscellaneous Revenues	0.00	0.00	0.00	0.00	0.00
<b>TOTAL REVENUE</b>	<b>131,621.31</b>	<b>240,193.00</b>	<b>240,193.00</b>	<b>0.00</b>	<b>240,193.00</b>
<b>Salaries and Benefits</b>					
50100 Salaries and Wages	556,927.26	672,556.00	700,967.00	0.00	700,967.00
50102 Overtime	9,311.09	8,000.00	8,000.00	0.00	8,000.00
50110 Standby	24,499.56	26,720.00	26,720.00	0.00	26,720.00
50200 Deferred Comp County Match	600.00	600.00	600.00	0.00	600.00
50300 Retirement - Employer's Share	51,494.19	66,344.00	66,290.00	0.00	66,290.00
50304 Retirement - PERS Misc. Unfunded Liability	112,936.00	122,277.00	137,588.00	0.00	137,588.00
50310 FICA/Medicare Tax - Employer's Share	44,033.55	51,451.00	53,624.00	0.00	53,624.00
50400 Employee Group Insurance	84,068.14	114,415.00	121,626.00	0.00	121,626.00
50500 Workers' Compensation Insurance	54,620.20	62,960.00	66,194.00	0.00	66,194.00
<b>Total Salaries and Benefits</b>	<b>938,489.99</b>	<b>1,125,323.00</b>	<b>1,181,609.00</b>	<b>0.00</b>	<b>1,181,609.00</b>
<b>Services and Supplies</b>					
51200 Communications	2,287.48	2,751.00	2,363.00	(291.00)	2,072.00
51700 Maintenance - Equipment	1,772.65	1,789.00	1,789.00	0.00	1,789.00
51760 Maintenance - Programs	21,837.14	13,130.00	13,622.00	291.00	13,913.00
52200 Office Expense	250.84	250.00	250.00	0.00	250.00
52211 G.S.A. Cost Allocation	6,394.00	7,484.00	11,086.00	0.00	11,086.00
52300 Professional & Specialized Services	0.00	1,000.00	1,000.00	0.00	1,000.00
52500 Rents, Leases - Equipment	93.35	100.00	100.00	0.00	100.00
52870 Staff Training	3,960.96	9,000.00	9,000.00	0.00	9,000.00
52900 G.S.A. and In-County Travel	2,354.60	4,084.00	4,084.00	0.00	4,084.00
<b>Total Services and Supplies</b>	<b>38,951.02</b>	<b>39,588.00</b>	<b>43,294.00</b>	<b>0.00</b>	<b>43,294.00</b>
<b>Capital (Fixed) Assets</b>					
56200 Fixed Assets - Equipment	46,882.84	71,800.00	0.00	14,500.00	14,500.00
<b>A-87 Countywide Cost Allocation Plan</b>					
58900 A-87 Cost Allocation Plan	(342,230.00)	(331,653.00)	(289,437.00)	0.00	(289,437.00)
<b>TOTAL EXPENDITURES/APPROPRIATIONS</b>	<b>682,093.85</b>	<b>905,058.00</b>	<b>935,466.00</b>	<b>14,500.00</b>	<b>949,966.00</b>
<b>NET COST</b>	<b>550,472.54</b>	<b>664,865.00</b>	<b>695,273.00</b>	<b>14,500.00</b>	<b>709,773.00</b>
<b>Requested Increase or (Decrease) in General Fund Contribution</b>					<b>14,500.00</b>

## Budget Notes

### Department: 1970

1. Please provide comments regarding your Department's Requested Budget
  - Add additional rows as needed.
2. You may include additional documentation
  - If included please add your Department Name and number at the top of all supporting documentation

#### REVENUE

No changes.

#### EXPENDITURES

Total expenditures remained unchanged, minor adjustments within line items.

#### FIXED ASSETS

\$14,500 for a replacement server. The server is one of three host servers in the County's virtual server environment which is host to 38 virtual servers. The environment is designed so two host servers can handle production load if one is off line. Replacements are staggered to reduce yearly fiscal impact. The current server is over seven years old, out of warranty, and incompatible with required software updates.

#### BUDGET ANALYST NOTES

#### FY 23-24 Change:

(1) staff member moved from 5106 to 1970 with 5106 reimbursing IT for increase to Salaries and Benefits as Charges for Services revenue line 46009.

**24-25 EXPENDITURE DETAIL  
DEPARTMENT 1970**

	Base Budget	Budget Changes	Requested Budget
<b>WAGES AND BENEFITS</b>			
	<b>1,181,609.00</b>	<b>0.00</b>	<b>1,181,609.00</b>
<b>51200 COMMUNICATIONS</b>			
IT Communication Charges	2,072.00	0.00	2,072.00
On-call cell phone and forwarding	291.00	(291.00)	0.00
<b>Total</b>	<b>2,363.00</b>	<b>(291.00)</b>	<b>2,072.00</b>
<b>51700 Maintenance-Equipment</b>			
IT Dept parts (backup batteries, patch cables, etc.) for internal operation	1,789.00	0.00	1,789.00
<b>Total</b>	<b>1,789.00</b>	<b>0.00</b>	<b>1,789.00</b>
<b>51760 MAINTENANCE - PROGRAMS</b>			
IT Costs per Technology Cost Matrix	6,665.00	0.00	6,665.00
Department Software Upgrades/Maintenance (Misc. Software)	3,500.00	291.00	3,771.00
Network components	3,457.00	0.00	3,457.00
<b>Total</b>	<b>13,622.00</b>	<b>291.00</b>	<b>13,893.00</b>
<b>52000 MEMBERSHIPS</b>			
	0.00	0.00	0.00
<b>Total</b>	<b>0.00</b>	<b>0.00</b>	<b>0.00</b>
<b>52200 OFFICE EXPENSE</b>			
Supplies, Printing, Toner	250.00	0.00	250.00
GIS Supplies - Paper & Ink	0.00	0.00	0.00
UPS & FEDEX	0.00	0.00	0.00
<b>Total</b>	<b>250.00</b>	<b>0.00</b>	<b>250.00</b>
<b>52211 G.S.A. DEPT. COST ALLOCATION</b>			
	11,086.00	0.00	11,086.00
<b>Total</b>	<b>11,086.00</b>	<b>0.00</b>	<b>11,086.00</b>
<b>52300 PROFESSIONAL &amp; SPECIALIZED SERVICES</b>			
Vendor support tickets, upgrades and assistance	1,000.00	0.00	1,000.00
RFP & New Hire Advertising & Background Check Costs	0.00	0.00	0.00
<b>Total</b>	<b>1,000.00</b>	<b>0.00</b>	<b>1,000.00</b>
<b>52400 PUBLICATIONS &amp; LEGAL NOTICES</b>			
Bid Notices	0.00	0.00	0.00
<b>Total</b>	<b>0.00</b>	<b>0.00</b>	<b>0.00</b>
<b>52500 RENTS/LEASES - EQUIPMENT</b>			
Copy/Printer Lease	100.00	0.00	100.00
<b>Total</b>	<b>100.00</b>	<b>0.00</b>	<b>100.00</b>

**24-25 EXPENDITURE DETAIL  
DEPARTMENT 1970**

	Base Budget	Budget Changes	Requested Budget
<b>52700 MINOR EQUIPMENT</b>			
	0.00	0.00	0.00
<b>Total</b>	<b>0.00</b>	<b>0.00</b>	<b>0.00</b>
<b>52870 STAFF TRAINING</b>			
Special Training for Department	7,500.00	0.00	7,500.00
Staff training expenses (meals, parking, mileage)	1,500.00	0.00	1,500.00
<b>Total</b>	<b>9,000.00</b>	<b>0.00</b>	<b>9,000.00</b>
<b>52900 GSA &amp; In-County Travel</b>			
Van # 896 (\$122 x 12 months)	2,184.00	0.00	2,184.00
Van maintenance and repairs	800.00	0.00	800.00
Fuel	700.00	0.00	700.00
Mileage Reimbursement	400.00	0.00	400.00
<b>Total</b>	<b>4,084.00</b>	<b>0.00</b>	<b>4,084.00</b>
<b>56200 FIXED ASSETS - EQUIPMENT</b>			
Server - Core-VSphere1 replacement	0.00	14,500.00	14,500.00
	0.00	0.00	0.00
<b>Total Fixed Assets</b>	<b>0.00</b>	<b>14,500.00</b>	<b>14,500.00</b>
<b>58900 A-87 COST ALLOCATION PLAN</b>			
<b>Total</b>	<b>(289,437.00)</b>	<b>0.00</b>	<b>(289,437.00)</b>
<b>Combined Total</b>	<b>935,466.00</b>	<b>14,500.00</b>	<b>949,946.00</b>

**24-25 REVENUE DETAIL  
DEPARTMENT 1970**

	<b>Base Budget</b>	<b>Budget Changes</b>	<b>Requested Budget</b>
<b>46009 Charges for Services</b>			
Charges for IT Services and Standby (see Notes tab for more detail)	240,193.00	0.00	240,193.00
<b>Total</b>	<b>240,193.00</b>	<b>0.00</b>	<b>240,193.00</b>
<b>47890 Misc. Revenues</b>			
	0.00	0.00	0.00
<b>Total</b>	<b>0.00</b>	<b>0.00</b>	<b>0.00</b>
<b>Combined Total</b>	<b>240,193.00</b>	<b>0.00</b>	<b>240,193.00</b>

DEPT #	DEPT	NAME	BARG UNIT	PERS CLASS	JOB TITLE	BASE PAY	LONGEVITY	EDUCATION / OTHER	WAGE INC MGMT-4% SEIU-4%	STEP INCREA SE	LONGEVITY / OTHER	EDUCATION	FTE	BASE HOURS	FTE UNITS	GROSS TOTAL	24-25 PERS NORMAL COST	24-25 PERS UNFUNDED LIABILITY	FICA/MEDICARE	OTHER PAY	DEFERRED COMP	HEALTH INS 2024	25 Health Ins 10% Inc. (estimate)	TOTAL
1970	Info Tech	White, J.	MGMT	MIS1	IT Director	5125.92	394.70		5,330.96		553.89		1.00	26.00	26.00	148,944.93	14,462.55	30,017.74	11,928.41	6,981.96	600.08	29.38	30.85	212,866.52
1970	Info Tech	Burrows, D.	GU	MIS1	Inf System Tech II	33.32	1.69		34.65		1.75		1.00	2080.00	2080.00	74,830.95	7,266.08	15,081.12	5,793.43	900.12		25,235.34	26,497.11	130,368.80
1970	Info Tech	East, M.	GU	MIS3	Inf System Analyst	44.04			45.80				1.00	2080.00	2080.00	94,139.90	9,140.98	18,972.56	7,725.97	6,853.18		1,391.04	1,460.59	138,293.19
1970	Info Tech	Powrozek, J	GU	MIS1	Inf System Analyst	44.04	3.39		45.80		3.53		1.00	2080.00	2080.00	101,388.68	9,844.84	20,433.46	7,852.64	1,260.22		26,789.60	28,108.08	168,887.91
1970	Info Tech	Weddle, D	GU	MIS1	Inf System Analyst	44.04	2.23		45.80		2.32		1.00	2080.00	2080.00	98,906.21	9,603.79	19,933.14	7,671.54	1,375.42		26,588.16	27,917.57	165,407.68
1970	Info Tech	Winter, J.	GU	MIS1	Inf Systems Specialist	36.64	2.82		38.11		2.83		1.00	2080.00	2080.00	84,352.43	8,190.62	17,000.04	6,521.82	900.12		9,050.88	9,503.42	126,468.45
1970	Info Tech	Spears-Griffin,	GU	MIS1	Inf Systems Specialist	36.64	0.92		38.11		0.95		1.00	2080.00	2080.00	80,133.15	7,790.93	16,149.70	6,130.19			26,789.60	28,108.08	138,302.04

Changes:

7.00	682,696.00	66,290.00	137,588.00	53,624.00	18,271.00	600.00	115,834.00	121,626.00	1,080,695.00
------	------------	-----------	------------	-----------	-----------	--------	------------	------------	--------------

Budget Unit: GRANT PROJECTS 1990  
Function: General  
Activity: Other General

DETAIL BY REVENUE CATEGORY AND EXPENDITURE OBJECT	ACTUAL 2022-2023	ADOPTED 2023-2024	BASE 2024-2025	CHANGES 2024-2025	REQUESTED 2024-2025
<b>Intergovernmental Revenue</b>					
45240 State Aid Other	517,050.60	247,500.00	247,500.00	400,000.00	647,500.00
45465 State Energy Commission	0.00	0.00	0.00	0.00	0.00
Total Intergovernmental Revenue	517,050.60	247,500.00	247,500.00	400,000.00	647,500.00
<b>TOTAL REVENUE</b>	<b>517,050.60</b>	<b>247,500.00</b>	<b>247,500.00</b>	<b>400,000.00</b>	<b>647,500.00</b>
<b>Services and Supplies</b>					
52211 G.S.A. Dept. Cost Allocation	1,395.00	11,286.00	17,932.00	0.00	17,932.00
<b>Other Charges</b>					
54733 Public Safety Power Shutoff Grant	105,696.70	0.00	0.00	0.00	0.00
54735 Tree Mortality Emergency Oper-CDA/	532,721.82	300,000.00	300,000.00	0.00	300,000.00
56195 Solar and HVAC Project	769,000.00	0.00	0.00	0.00	0.00
56196 Parks Grant		0.00	0.00	400,000.00	400,000.00
Total Other Charges	1,407,418.52	300,000.00	300,000.00	400,000.00	700,000.00
<b>A-87 Countywide Cost Allocation Plan</b>					
58900 A-87 Cost Allocation Plan	647.00	51,483.00	601,233.00	0.00	601,233.00
<b>TOTAL EXPENDITURES/APPROPRIATIONS</b>	<b>1,409,460.52</b>	<b>362,769.00</b>	<b>919,165.00</b>	<b>400,000.00</b>	<b>1,319,165.00</b>
<b>NET COST</b>	<b>892,409.92</b>	<b>115,269.00</b>	<b>671,665.00</b>	<b>0.00</b>	<b>671,665.00</b>
<b>Requested Increase or (Decrease) in General Fund Contribution</b>					<b>0.00</b>



## Budget Notes

### Department:

1. Please provide comments regarding your Department's Requested Budget
  - Add additional rows as needed.
2. You may include additional documentation
  - If included please add your Department Name and number at the top of all supporting documentation

### REVENUE

45240:

\$400,000.00 expected for Parks & Rec Per Capita Grant (Pioneer and Fiddletown Parks)

\$2500.00 expected for Local Agency Technical Assistance (LATA)

### EXPENDITURES

### FIXED ASSETS

56196: \$400,000.00 expected for Parks & Rec Per Capita Grant (Pioneer and Fiddletown Parks)

### OTHER

### BUDGET ANALYST NOTES

Per Peter at the Auditor's Office, the increase to the A-87 Cost Plan for 1990 is due to the equipment depreciation for the Solar and HVAC systems.

**24-25 EXPENDITURE DETAIL  
DEPARTMENT 1990**

	<b>Base Budget</b>	<b>Budget Changes</b>	<b>Requested Budget</b>
<b>52211 G.S.A. DEPT. COST ALLOCATION</b>			
	17,932.00	0.00	17,932.00
<b>Total</b>	<b>17,932.00</b>	<b>0.00</b>	<b>17,932.00</b>
<b>54735 TREE MORTALITY</b>			
	300,000.00	0.00	300,000.00
	0.00	0.00	0.00
<b>Total</b>	<b>300,000.00</b>	<b>0.00</b>	<b>300,000.00</b>
<b>56196 Parks Grant</b>			
\$400,000 to be spent from Per Capita Grant on Pioneer & Fiddletown Parks	0.00	400,000.00	400,000.00
<b>Total</b>	<b>0.00</b>	<b>400,000.00</b>	<b>400,000.00</b>

**24-25 REVENUE DETAIL  
DEPARTMENT 1970**

	Base Budget	Budget Changes	Requested Budget
<b>45240 STATE AID OTHER</b>			
	247,500.00	400,000.00	647,500.00
<b>Total</b>	<b>247,500.00</b>	<b>400,000.00</b>	<b>647,500.00</b>
<b>45465 STATE ENERGY COMMISSION</b>			
	0.00	0.00	0.00
<b>Total</b>	<b>0.00</b>	<b>0.00</b>	<b>0.00</b>
<b>47890 Misc. Revenues</b>			
	0.00	0.00	0.00
<b>Total</b>	<b>0.00</b>	<b>0.00</b>	<b>0.00</b>
<b>Combined Total</b>	<b>247,500.00</b>	<b>400,000.00</b>	<b>647,500.00</b>

Budget Unit: LOCAL REVENUE 2050  
Function: Public Protection  
Activity: Detention/Correction

DETAIL BY REVENUE CATEGORY AND EXPENDITURE OBJECT	ACTUAL 2022-2023	ADOPTED 2023-2024	BASE 2024-2025	CHANGES 2024-2025	REQUESTED 2024-2025
<b>Interest and Rentals</b>					
44100 Interest	0.00	5,094.00	5,094.00	0.00	5,094.00
<b>Intergovernmental Revenue</b>					
4516710 Trial Court Security	681,927.15	636,816.00	636,816.00	0.00	636,816.00
4516730 Local Law Enforcement	1,138,091.45	1,291,658.00	1,293,009.00	0.00	1,293,009.00
4516735 Local Innovation Subaccount	32,902.70	7,000.00	7,000.00	0.00	7,000.00
4516751 DA	68,366.53	10,000.00	10,000.00	0.00	10,000.00
4516752 PD	68,366.51	21,000.00	21,000.00	0.00	21,000.00
4516761 Juvenile Justice YOBG	129,797.18	124,480.00	124,480.00	0.00	124,480.00
4516762 Juvenile Justice Block Gr	250,000.00	0.00	0.00	0.00	0.00
4516763 Juvenile Probation	149,827.56	25,000.00	25,000.00	0.00	25,000.00
4516781 Behavioral Health SA	1,637,602.42	1,400,000.00	1,400,000.00	0.00	1,400,000.00
4516782 Protective Services SA	2,163,503.74	2,325,000.00	2,325,000.00	0.00	2,325,000.00
4516784 PSS Growth Acct Remain 90	247,728.76	0.00	0.00	0.00	0.00
4516785 PSS Growth Acct Remain 10	27,200.81	0.00	0.00	0.00	0.00
Total Intergovernmental Revenue	6,595,314.81	5,840,954.00	5,842,305.00	0.00	5,842,305.00
<b>TOTAL REVENUE</b>	<b>6,595,314.81</b>	<b>5,846,048.00</b>	<b>5,847,399.00</b>	<b>0.00</b>	<b>5,847,399.00</b>
<b>Other Charges</b>					
5416710 Trial Court Security	641,383.93	636,816.00	636,816.00	0.00	636,816.00
5416730 Local Law Enforcement	1,138,091.45	1,278,960.00	1,278,960.00	0.00	1,278,960.00
5416751 DA	1,510.18	10,000.00	10,000.00	0.00	10,000.00
5416752 PD	1,510.18	21,000.00	21,000.00	0.00	21,000.00
5416761 Juvenile Justice YOBG	119,031.20	124,480.00	124,480.00	0.00	124,480.00
5416762 Juvenile Justice Block G	1,250.00	0.00	0.00	0.00	0.00
5416763 Juvenile Probation	47,116.66	25,000.00	25,000.00	0.00	25,000.00
5416778 HHS Non-Drug Medi CAL	0.00	0.00	0.00	0.00	0.00
5416779 HHS Drug Medi CAL	0.00	0.00	0.00	0.00	0.00
5416781 Behavioral Health	1,790,386.97	1,400,000.00	1,400,000.00	0.00	1,400,000.00
5416782 Protective Service	2,163,503.74	2,325,000.00	2,325,000.00	0.00	2,325,000.00
5416784 PSS Growth Acct Remain 90	0.00	0.00	0.00	0.00	0.00
5416785 PSS Growth Acct Remain 10	0.00	0.00	0.00	0.00	0.00
Total Other Charges	5,903,784.31	5,821,256.00	5,821,256.00	0.00	5,821,256.00
<b>A-87 Countywide Cost Allocation Plan</b>					
58900 A-87 Cost Allocation Plan	17,094.00	24,792.00	26,143.00	0.00	26,143.00
<b>TOTAL EXPENDITURES/APPROPRIATIONS</b>	<b>5,920,878.31</b>	<b>5,846,048.00</b>	<b>5,847,399.00</b>	<b>0.00</b>	<b>5,847,399.00</b>
<b>NET COST (674,436.50)</b>	<b>0.00</b>	<b>0.00</b>	<b>0.00</b>	<b>0.00</b>	<b>0.00</b>
<b>Net Local Revenue Fund</b>					<b>0.00</b>

Local Revenue Fund # 20500

## Budget Notes

**Department:**

1. Please provide comments regarding your Department's Requested Budget
  - Add additional rows as needed.
2. You may include additional documentation
  - If included please add your Department Name and number at the top of all supporting documentation

**REVENUE**

**EXPENDITURES**

Expenditures are based on what County departments have budgeted as revenues in their 24-25 Requested/Recommended Budgets.

**FIXED ASSETS**

**OTHER**

**BUDGET ANALYST NOTES**

Budget Unit: DISTRICT ATTORNEY 2120  
Function: Public Protection  
Activity: Judicial

DETAIL BY REVENUE CATEGORY AND EXPENDITURE OBJECT	ACTUAL 2022-2023	ADOPTED 2023-2024	BASE 2024-2025	CHANGES 2024-2025	REQUESTED 2024-2025
<b>Fines, Forfeitures, and Penalties</b>					
43210 General Court Fines	8,254.62	3,000.00	3,000.00	0.00	3,000.00
<b>Intergovernmental Revenue</b>					
45240 State Aid Other	418,126.00	405,000.00	405,000.00	10,000.00	415,000.00
45242 State Aid - Public Safety P172	449,633.67	386,818.00	386,818.00	0.00	386,818.00
45490 State Mandated Cost	2,024.00	0.00	0.00	0.00	0.00
45491 State 4750 PC	528,394.00	488,989.00	488,989.00	0.00	488,989.00
45502 POST - DA	0.00	9,000.00	9,000.00	0.00	9,000.00
Total Intergovernmental Revenue	1,398,177.67	1,289,807.00	1,289,807.00	10,000.00	1,299,807.00
<b>Charges for Services</b>					
460099 Charges Co Local Revenue	18,163.16	10,000.00	10,000.00	0.00	10,000.00
46780 Law Enforcement Services	51,813.91	53,884.00	53,884.00	0.00	53,884.00
46781 Jackson Rancheria Indian Gam	459,215.00	459,215.00	459,215.00	0.00	459,215.00
46782 Indian Gaming - Public Safety	61,199.73	170,000.00	170,000.00	0.00	170,000.00
Total Charges for Services	590,391.80	693,099.00	693,099.00	0.00	693,099.00
<b>Other Revenues</b>					
47890 Miscellaneous Revenues	14,368.34	63,100.00	19,100.00	17,000.00	36,100.00
<b>TOTAL REVENUE</b>	<b>2,011,192.43</b>	<b>2,049,006.00</b>	<b>2,005,006.00</b>	<b>27,000.00</b>	<b>2,032,006.00</b>
<b>Salaries and Benefits</b>					
50100 Salaries and Wages	2,930,722.61	3,242,476.00	3,371,032.00	(7,113.00)	3,363,919.00
50102 Overtime	32,398.12	20,000.00	20,000.00	0.00	20,000.00
50200 Deferred Comp County Match	6,245.77	6,601.00	6,601.00	0.00	6,601.00
50300 Retirement - Employer's Share	414,642.81	517,434.00	573,208.00	0.00	573,208.00
50304 Retirement - PERS Misc. Unfunded Liability	127,789.00	121,144.00	135,648.00	0.00	135,648.00
50305 Retirement - PERS Safety Unfunded Liability	249,119.00	259,607.00	272,468.00	0.00	272,468.00
50306 Retirement - PERS Local Pros. Unfunded Liability	130,083.00	122,840.00	138,943.00	0.00	138,943.00
50310 FICA/Medicare Tax - Employer's Share	88,166.64	102,697.00	103,440.00	(545.00)	102,895.00
50400 Employee Group Insurance	455,569.73	545,572.00	518,948.00	0.00	518,948.00
50500 Workers' Compensation Insurance	27,694.36	31,923.00	33,563.00	0.00	33,563.00
Total Salaries and Employee Benefits	4,462,431.04	4,970,294.00	5,173,851.00	(7,658.00)	5,166,193.00
<b>Services and Supplies</b>					
51200 Communications	9,970.79	19,208.00	19,528.00	(9,240.00)	10,288.00
51700 Maintenance - Equipment	18,460.09	22,250.00	22,250.00	0.00	22,250.00
51760 Maintenance - Programs	17,704.84	21,042.00	21,042.00	0.00	21,042.00
51800 Maintenance - Bldgs & Structures	131.08	500.00	500.00	0.00	500.00
52000 Memberships	7,697.04	8,425.00	8,425.00	275.00	8,700.00
52200 Office Expense	16,931.68	16,000.00	16,000.00	0.00	16,000.00
52211 G.S.A. Cost Allocation	9,624.00	11,296.00	14,934.00	0.00	14,934.00
52220 Law Books	19,119.99	16,455.00	16,455.00	0.00	16,455.00
52300 Professional & Specialized Services	70,427.52	57,075.00	57,075.00	(275.00)	56,800.00
52319 Workers' Compensation Grant	29,508.44	15,000.00	15,000.00	10,000.00	25,000.00
52320 Auto Insurance Fraud Grant	5,083.61	7,700.00	7,700.00	0.00	7,700.00
52323 Blood-Alcohol Samples	6,733.00	15,590.00	15,590.00	0.00	15,590.00
52324 Witness Fees	859.71	4,500.00	4,500.00	0.00	4,500.00

Budget Unit: DISTRICT ATTORNEY 2120  
Function: Public Protection  
Activity: Judicial

DETAIL BY REVENUE CATEGORY AND EXPENDITURE OBJECT	ACTUAL 2022-2023	ADOPTED 2023-2024	BASE 2024-2025	CHANGES 2024-2025	REQUESTED 2024-2025
52325 Transcripts	3,427.28	4,000.00	4,000.00	0.00	4,000.00
52329 Training	16,369.67	11,700.00	11,700.00	0.00	11,700.00
52500 Rents, Leases - Equipment	472.51	3,362.00	3,362.00	0.00	3,362.00
52700 Minor Equipment	15,907.49	15,005.00	11,005.00	0.00	11,005.00
52860 Peace Officer Training	7,850.51	8,500.00	8,500.00	0.00	8,500.00
52900 G.S.A. and In-County Travel	59,956.99	95,700.00	95,700.00	9,240.00	104,940.00
52910 Meetings and Conventions	5,794.66	1,500.00	1,500.00	0.00	1,500.00
Total Services And Supplies	322,030.90	354,808.00	354,766.00	10,000.00	364,766.00
<b>Capital (Fixed) Assets</b>					
56200 Fixed Assets - Equipment	0.00	40,000.00	0.00	17,000.00	17,000.00
<b>A-87 Countywide Cost Allocation Plan</b>					
58900 A-87 Cost Allocation Plan	357,349.00	443,641.00	370,504.00	0.00	370,504.00
<b>TOTAL EXPENDITURES/APPROPRIATIONS</b>	<b>5,141,810.94</b>	<b>5,808,743.00</b>	<b>5,899,121.00</b>	<b>19,342.00</b>	<b>5,918,463.00</b>
<b>NET COST</b>	<b>3,130,618.51</b>	<b>3,759,737.00</b>	<b>3,894,115.00</b>	<b>(7,658.00)</b>	<b>3,886,457.00</b>
<b>Requested Increase or (Decrease) in General Fund Contribution</b>					<b>(7,658.00)</b>

## Budget Notes

### Department: 2120

1. Please provide comments regarding your Department's Requested Budget
  - Add additional rows as needed.
2. You may include additional documentation
  - If included please add your Department Name and number at the top of all supporting documentation

#### REVENUE

Increase to line 45240 of 10,000.00, Workers Compensation Fraud Grant funds, for a digital Public Outreach campaign.

Increase to line 47890 of 17,000.00, Asset Forfeiture Funds, for the purchase of 5 Trunk Vaults for vehicles for firearms, ammo and ballistics. To comply with Penal Code Section for theft and liability.

#### EXPENDITURES

Increase to line 52319, Workers Compensation Fraud Grant, by 10,000.00 for a digital Public Outreach Campaign. No impact to General Fund as Revenue line 45240 is increased by 10,000.00.

Decreased line 51200 by 9,240.00 not needed for SIM cards and increased line 52900 by the 9,240.00 for additional costs due to putting vehicles back in the County maintenance program and costs of additional vehicles in replacement plan due to increased new vehicle purchase prices. No impact to General Fund.

#### FIXED ASSETS

Increase to line 56200 of 17,000.00, Asset Forfeiture Funds, for the purchase of 5 Trunk Vaults for vehicles for firearms, ammo and ballistics. To comply with Penal Code Section for theft and liability. No impact to General Fund as Revenue line 47890 is increased by 17,000.00.

#### OTHER

#### BUDGET ANALYST NOTES

4/8/24 Department Budget Meeting: As discussed, the Salaries and Benefits on the DA budget were decreased to offset the increase on the Victim Witness budget.



**24-25 EXPENDITURE DETAIL  
DEPARTMENT 2120**

LINE DESCRIPTION	BASE BUDGET	BUDGET CHANGES	TOTAL REQUESTED
<b>SALARIES AND BENEFITS</b>	<b>5,173,851.00</b>	<b>(7,658.00)</b>	<b>5,166,193.00</b>
<b>SERVICES AND SUPPLIES</b>			
51200 COMMUNICATIONS	<b>19,528.00</b>	<b>(9,240.00)</b>	<b>10,288.00</b>
cost matrix	9,928.00		
<b>increase line for ATT service/SIM cards for 8 laptops for attorneys</b>	<b>9,600.00</b>		
100. per month x 12 months x 8 laptops = 9,600.			
51700 MAINTENANCE - EQUIPMENT	<b>22,250.00</b>	-	<b>22,250.00</b>
KARPEL - annual maintenance and support, increased 1000.	14,750.00		
ammo	3,600.00		
RIMS annual support services	2,800.00		
Security System 275. per quarter	1,100.00		
51760 MAINTENANCE - PROGRAMS	<b>21,042.00</b>	-	<b>21,042.00</b>
IT - programs - SET AMOUNT BY IT, cost matrix			
51800 MAINTENANCE - BLDGS & STRUCTURES	<b>500.00</b>		<b>500.00</b>
52000 MEMBERSHIPS	<b>8,425.00</b>	<b>275.00</b>	<b>8,700.00</b>
CDAA for DA, dues increased 884.00 in year 2022	2,297.00		
CDAA for 6 DDA, 1 Chief Asst. DA X 180. each	1,260.00		
IAI	80.00		
CDAIA dues 35. X 9 investigators	315.00		
CSD-IAI	45.00		
DDA Bar Dues per current ACDDAA MOU 8 x 438.	3,504.00		
CWFIA	40.00		
52200 OFFICE EXPENSES	<b>16,000.00</b>	-	<b>16,000.00</b>
estimated costs based on prior months average for office supplies,			
cartridges, postage, mailing expenses and misc. expenses	16,000.00		
52211 G.S.A. DEPT. COST ALLOCATION	<b>14,934.00</b>		<b>14,934.00</b>
52220 LAW BOOKS	<b>16,455.00</b>	-	<b>16,455.00</b>
West Proflex	12,425.00		
law books, Lexis Nexis and misc. est.	4,030.00		
52300 PROFESSIONAL/SPECIALIZED SERVICES	<b>57,075.00</b>	<b>(275.00)</b>	<b>56,800.00</b>
fingerprint applications/background checks, expert witnesses, specialized investigations expenses, shredding expenses, Lexipol,			
background expenses (includes TLO-TransUnion), Cell Hawk annual renewal	26,075.00		
e Discovery module	5,000.00		
estimated IT charges	18,000.00		
<b>Asset Forfeiture funds, 8,000. will use as/if needed</b>	<b>8,000.00</b>		

**24-25 EXPENDITURE DETAIL  
DEPARTMENT 2120**

<b>LINE DESCRIPTION</b>	<b>BASE BUDGET</b>	<b>BUDGET CHANGES</b>	<b>TOTAL REQUESTED</b>
52319 WORKERS COMPENSATION GRANT	<b>15,000.00</b>	<b>10,000.00</b>	<b>25,000.00</b>
vehicle costs, including service, repairs and fuel, 2 grant purchased vehicles	6,320.00		
public outreach and expenses associated with grant	6,655.00		
mandatory audit	2,025.00		
52320 AUTO INSURANCE FRAUD GRANT	<b>7,700.00</b>		<b>7,700.00</b>
vehicle costs, mileage expenses	1,200.00		
public outreach and expenses associated with grant	4,475.00		
mandatory audit	2,025.00		
52323 BLOOD-ALCOHOL SAMPLES	<b>15,590.00</b>	-	<b>15,590.00</b>
Department of Justice - est. 850. per month	11,074.00		
Sutter Amador Hospital - est. 375. per month	4,516.00		
52324 WITNESS FEES	<b>4,500.00</b>		<b>4,500.00</b>
estimated witness fees, mileage, per diem for witnesses	4,500.00		
52325 TRANSCRIPTS	<b>4,000.00</b>	-	<b>4,000.00</b>
transcripts	4,000.00		
52329 TRAINING	<b>11,700.00</b>	-	<b>11,700.00</b>
estimated training costs, identified during year based on needs			
<b>increased 5000., decreased line 52900</b>			
<b>increased training costs</b>			
52500 RENTS, LEASES- EQUIPMENT	<b>3,362.00</b>	-	<b>3,362.00</b>
copier pool plan	3,362.00		
52700 MINOR EQUIPMENT	<b>11,005.00</b>	-	<b>11,005.00</b>
4 sets of Body Armor, Kevlar panels for carrier vests, investigators (50% will be reimbursed by the BVP), 4 sets expire in FY 23/24, 600. per set x 4 sets	2,400.00	-	
4 monitors at 280. each	1,120.00		
3 external Blu Ray players, 125. each	375.00		
3 Dell desktops, will replace current old computers, est. 970. each	2,910.00		
emergency lights and sirens for new county vehicle	4,200.00		
52860 PEACE OFFICER TRAINING	<b>8,500.00</b>	-	<b>8,500.00</b>
POST training			
mandatory training to fulfill requirements of POST			

**24-25 EXPENDITURE DETAIL  
DEPARTMENT 2120**

<b>LINE DESCRIPTION</b>	<b>BASE BUDGET</b>	<b>BUDGET CHANGES</b>	<b>TOTAL REQUESTED</b>
52900 G.S.A. AND IN-COUNTY TRAVEL Motor pool charges 5200. x 12 includes purchase payments, replacement plans, maintenance, repairs, fuel miscellaneous travel expenses, including Courthouse mileage <b>decreased 5,000., increased training line 5,000.</b> 2 Explorers, ordered in 22/23, replacement plan through GSA	<b>95,700.00</b>	<b>9,240.00</b>	<b>104,940.00</b>
52910 MEETINGS AND CONVENTIONS CDAA Annual Conference and misc. meetings	<b>1,500.00</b>	-	<b>1,500.00</b>
<b>TOTAL SERVICES AND SUPPLIES</b>	<b>354,766.00</b>	<b>10,000.00</b>	<b>364,766.00</b>
<b>FIXED ASSETS</b>			
56200 EQUIPMENT	<b>0.00</b>	<b>17,000.00</b>	<b>17,000.00</b>
TOTAL FIXED ASSETS	<b>0.00</b>	<b>17,000.00</b>	<b>17,000.00</b>
<b>TOTAL SERVICES AND SUPPLIES AND FIXED ASSETS</b>	<b>354,766.00</b>	<b>27,000.00</b>	<b>381,766.00</b>
58900 <b>A-87 Countywide Cost Allocation Plan</b>	<b>370,504.00</b>	-	<b>370,504.00</b>

**24-25 REVENUE DETAIL  
DEPARTMENT 2120**

Line #	Description	BASE 2024-2025	CHANGES 2024-2025	REQUESTED 2024-2025
<b>43210</b>	<b>GENERAL COURT FINES</b>	3,000.00	-	3,000.00
<b>45240</b>	<b>AID - OTHER</b>	405,000.00	10,000.00	415,000.00
	Workers Comp Grant		-	
	Auto Ins. Fraud Grant		-	
<b>45242</b>	<b>AID - PUBLIC SAFETY</b>	386,818.00	-	386,818.00
	1/2% sales tax		-	
<b>45490</b>	<b>STATE MANDATE COST</b>		-	-
<b>45491</b>	<b>COURT COST 4750 PC</b>	488,989.00	-	488,989.00
	Prison Crimes		-	
<b>45502</b>	<b>POST REIMB DA</b>	9,000.00	-	9,000.00
	Training reimbursed by POST		-	
<b>5E+05</b>	<b>CHARGES CO LOCAL REVEN</b>	10,000.00	-	10,000.00
<b>46780</b>	<b>LAW ENFORCEMENT SERV</b>	53,884.00	-	53,884.00
	Welfare Fraud Billing (Inv. Time)		-	
<b>46781</b>	<b>INDIAN GAMING-Rancheria</b>	459,215.00	-	459,215.00
	Jackson Rancheria		-	
<b>46782</b>	<b>INDIAN GAMING-PUBLIC SAF</b>	170,000.00	-	170,000.00
	Buena Vista Casino		-	
<b>47885</b>	<b>CCP Distribution</b>	-	-	
<b>47890</b>	<b>MISCELLANEOUS</b>	19,100.00	17,000.00	36,100.00
	<i>INCLUDES 8,000 from Asset Forfeiture funds funds will only be transferred if used</i>			
	<i>Increase for one time purchase, 17,000 Asset Forfeiture Funds - 5 Trunk Vaults for vehicles for firearms, ammo and ballistics in vehicle</i>			
	<b>TOTAL REVENUES</b>	<b>2,005,006.00</b>	<b>27,000.00</b>	<b>2,032,006.00</b>
	<b>TOTAL EXPENDITURES</b>	<b>5,899,121.00</b>	<b>19,342.00</b>	<b>5,918,463.00</b>
	<b>REQUESTED CONTRIBUTIO</b>	<b>3,894,115.00</b>	<b>(7,658.00)</b>	<b>3,886,457.00</b>
	<b>General Fund Contribution</b>	<b>3,894,115.00</b>	<b>(7,658.00)</b>	<b>3,886,457.00</b>

WAGE INC ELECTED-4% MGMT-4% MM-4% ACCDAA-3% SOMMA-3% CONF-4% SEIU-4%

DEPT #	DEPT	NAME	BARG UNIT	JOB TITLE	BASE PAY	LONGEVITY	EDUCATION OTHER	STEP INCREASE	LONGEVITY	EDUCATION OTHER	FTE	FTE UNITS	GROSS	UNIFORM	TOTAL	24-25 PERS MISC PLAN COST	24-25 PERS SAFETY PLAN LIABILITY	24-25 PERS PROSECUTOR PLAN LIABILITY	DEFERRED HEALTH INS COMP	HEALTH INS (net rate)	TOTAL		
2120	District Attorney	Rieks, T.	Elected	District Attorney	6,822.83	894.57		7/974.94	930.38		1.00	28.00	265,674.89	265,674.89	265,674.89	85,717.25	44,729.36	21,749.35	81,900.04	29,864.80	31,347.54	325,887.49	
2120	District Attorney	Adams, S.	MGMT	DA Chief Asst	6,463.07			6,659.19			1.00	26.00	171,080.03	171,080.03	171,080.03	9,863.45	42,171.25	17,625.13	2,493.86	29,864.80	31,347.54	242,862.13	
2120	District Attorney	Sligler, G.	MM	Prog Mgr-Spcc Prostic Unit	5,941.01	457.46		6,178.65			1.00	26.00	170,967.06	170,967.06	170,967.06	9,347.28	26,389.68	13,666.96	2,492.07	29,864.80	31,347.54	255,257.76	
2120	District Attorney	Ronquillo, E.	ACDDAA	Dep Dir Act III	60.29			65.20	63.30		1.00	2880.00	130,219.20	130,219.20	130,219.20	14,389.22	30,091.02	15,279.64	1,901.23	14,797.68	15,357.56	177,114.39	
2120	District Attorney	Finnely, J.	ACDDAA	Dep Dir Act II	69.53			71.61			1.00	2880.00	147,617.60	147,617.60	147,617.60	16,311.74	30,555.74	15,279.64	1,901.23	14,797.68	15,357.56	197,900.18	
2120	District Attorney	Fernandez, V.	ACDDAA	Dep Dir Act II	57.47			59.19		5,000.00	1.00	2880.00	127,020.30	127,020.30	127,020.30	14,035.74	30,555.74	15,279.64	1,901.23	14,797.68	15,357.56	172,435.45	
2120	District Attorney	Konkin, S.	ACDDAA	Dep Dir Act IV	69.53			71.61			1.00	2880.00	147,617.60	147,617.60	147,617.60	16,311.74	30,555.74	15,279.64	1,901.23	14,797.68	15,357.56	222,613.82	
2120	District Attorney	Rouen, E.	ACDDAA	Dep Dir Act III	54.68			56.32	59.14		1.00	2880.00	117,302.40	117,302.40	117,302.40	12,861.92	32,885.31	12,221.23	1,755.70	38,334.48	40,291.20	148,021.36	
2120	District Attorney	Vacant	ACDDAA	Dep Dir Act III	54.68			56.32	59.14		1.00	2880.00	116,096.00	116,096.00	116,096.00	12,828.61	32,885.31	12,095.54	3,780.12	38,334.48	40,291.20	174,612.83	
2120	District Attorney	Cone, B.	SOMMU	DA Invest, Chief (Adv)	74.75	7.77	4.13	76.99		8.00	4.25	1.00	2880.00	185,155.03	185,155.03	185,155.03	20,844.35	44,729.36	12,095.54	2,897.80	22,740.00	23,877.00	308,543.74
2120	District Attorney	Peckinpough, E.	SOMMU	DA Invest, Supervising	71.17	5.48	3.83	73.30		7.39	3.93	1.00	2880.00	173,385.68	173,385.68	173,385.68	19,491.39	42,171.25	12,095.54	2,897.80	22,740.00	23,877.00	299,544.53
2120	District Attorney	Cruz, J.	DSA	DA Invest II (A)	48.51	1.21	1.31	49.97		1.31	1.00	2880.00	108,038.80	108,038.80	108,038.80	29,844.04	26,389.68	13,666.96	1,666.61	29,992.00	31,071.60	173,438.33	
2120	District Attorney	Foxam, J.	DSA	DA Invest II (A)	56.16	4.32	1.51	57.85		4.45	1.56	1.00	2880.00	131,639.08	131,639.08	131,639.08	36,291.68	32,091.02	15,279.64	1,932.22	27,144.00	28,591.20	232,562.49
2120	District Attorney	Hamon, R.	DSA	DA Invest II (A)	56.16	2.84	2.84	57.85		2.89	1.00	2880.00	128,484.01	128,484.01	128,484.01	34,555.43	30,555.74	15,279.64	1,847.07	29,992.00	31,071.60	225,413.96	
2120	District Attorney	Peterson, E.	DSA	DA Invest II (A)	53.48	4.12	2.88	55.09		4.45	1.00	2880.00	132,411.01	132,411.01	132,411.01	36,502.57	32,277.50	15,279.64	1,850.41	29,992.00	31,071.60	234,443.06	
2120	District Attorney	Riddle, J.	DSA	DA Invest II (A)	53.48	4.12	1.44	55.09		4.45	1.00	2880.00	128,846.61	128,846.61	128,846.61	35,474.14	31,386.11	15,279.64	1,856.83	29,992.00	31,071.60	230,556.57	
2120	District Attorney	Stone, C.	DSA	DA Invest II (A)	56.16	5.84	1.55	57.85		6.01	1.00	2880.00	134,927.00	134,927.00	134,927.00	37,189.84	32,885.31	15,279.64	1,986.90	27,144.00	28,591.20	238,901.71	
2120	District Attorney	Campoy, M.	DSAXH	DA Invest II (A)	56.16			57.85			0.46	856.80	54,853.34	54,853.34	54,853.34								59,049.62
2120	District Attorney	Petrovich, M.	DSAXH	DA Invest II (A)	56.16			57.85			0.46	856.80	54,853.34	54,853.34	54,853.34								59,049.62
2120	District Attorney	Stevens, G.	DSAXH	DA Invest II (A)	56.16			57.85			0.46	856.80	54,853.34	54,853.34	54,853.34								59,049.62
2120	District Attorney	Cone, J.	CONF	Executive Legal Assistant	42.45	1.06		44.15		1.10	1.00	2880.00	92,500.25	92,500.25	92,500.25	8,981.77	18,642.11	9,500.25	6,612.98	29,28	30.74	134,550.10	
2120	District Attorney	Mulford, N.	CONF	Sr. Admin Analyst	42.45	5.58		44.15		5.81	1.00	2880.00	102,673.58	102,673.58	102,673.58	9,869.60	20,932.40	10,624.11	7,895.84	18,719.04	19,654.99	151,674.95	
2120	District Attorney	Vacant	CONF	Legal Asst	32.92			34.24			1.00	2880.00	70,389.79	70,389.79	70,389.79	6,832.91	14,182.03	7,182.03	5,424.60	18,719.04	19,654.99	117,604.42	
2120	District Attorney	Clark, K.	GU	Legal Asst	38.11	2.93		39.63		3.05	1.00	2880.00	87,736.66	87,736.66	87,736.66	8,519.23	17,862.08	9,120.31	6,132.98	18,719.04	19,654.99	129,434.36	
2120	District Attorney	Haves, J.	GU	Leg Sec, SR	33.13			34.46		2.65	1.00	2880.00	76,271.73	76,271.73	76,271.73	7,405.98	15,371.48	7,181.03	5,876.10	18,719.04	19,654.99	125,203.31	
2120	District Attorney	Chering, R.	GU	Leg Sec, II	30.13			31.34			1.00	2880.00	64,405.89	64,405.89	64,405.89	6,253.81	12,980.09	6,405.89	4,959.35	26,769.60	28,109.08	117,566.25	
2120	District Attorney	Cuberton, C.	GU	Leg Sec, II	30.13			31.34			1.00	2880.00	64,405.89	64,405.89	64,405.89	6,253.81	12,980.09	6,405.89	4,959.35	26,769.60	28,109.08	117,566.25	
2120	District Attorney	Heuser, L.	GU	Leg Sec, I	27.41			28.51			1.00	2880.00	59,591.62	59,591.62	59,591.62	5,869.25	11,939.31	5,951.62	4,529.57	18,719.04	19,654.99	90,656.19	
2120	District Attorney	Jaggan, J.	GU	Leg Sec, I	26.10			27.14	28.50		1.00	2880.00	58,117.09	58,117.09	58,117.09	5,448.97	11,309.60	5,448.97	4,124.32	18,719.04	19,654.99	85,231.36	
2120	District Attorney	Lindgren, J.	GU	Law Clerk Intern	17.00			17.00			0.46	856.80	16,265.60	16,265.60	16,265.60								17,509.92
2120	District Attorney	Holiday Payoff (Estby)			17,000.00						0.00	1.00	17,000.00	17,000.00	17,000.00	3,910.00						4,165.60	
2120	District Attorney	Retiree Medical			1,020.00							12.00	12,012.00	12,012.00	12,012.00							12,012.00	
Changes:																							
2120	District Attorney	Lindgren, J.	Budgeted Hours	Education	17.00					-0.46	-0.46	-856.80	-16,265.60	-16,265.60	(16,265.60)							(17,509.92)	
2120	District Attorney	Lindgren, J.	Budgeted Hours	Education	17.00					0.26	0.26	539.41	9,152.94	9,152.94	9,152.94							9,853.14	
TOTAL												3,309,259.00	573,208.00	136,648.00	277,468.00	138,943.00	102,895.00	55,661.00	6,601.00	462,796.00	519,948.00	5,112,600.00	

Budget Unit: GRAND JURY 2150  
Function: Public Protection  
Activity: Judicial

DETAIL BY REVENUE CATEGORY AND EXPENDITURE OBJECT	ACTUAL 2022-2023	ADOPTED 2023-2024	BASE 2024-2025	CHANGES 2024-2025	REQUESTED 2024-2025
<b>Intergovernmental Revenue</b>					
45490 State Mandated Cost	0.00	0.00	0.00	0.00	0.00
<b>TOTAL REVENUE</b>	<b>0.00</b>	<b>0.00</b>	<b>0.00</b>	<b>0.00</b>	<b>0.00</b>
<b>Services and Supplies</b>					
51200 Communications	782.68	750.00	794.00	0.00	794.00
51600 Jury and Witness Expense	16,150.20	29,000.00	29,000.00	0.00	29,000.00
51760 Maintenance - Programs	256.60	290.00	280.00	0.00	280.00
52200 Office Expense	1,509.44	1,259.00	1,259.00	0.00	1,259.00
52211 G.S.A. Cost Allocation	421.00	894.00	1,415.00	0.00	1,415.00
52300 Professional & Specialized Services	4,846.11	1,692.00	1,692.00	0.00	1,692.00
52400 Publications & Legal Notices	0.00	0.00	0.00	0.00	0.00
52700 Minor Equipment	0.00	0.00	0.00	0.00	0.00
<b>Total Services And Supplies</b>	<b>23,966.03</b>	<b>33,885.00</b>	<b>34,440.00</b>	<b>0.00</b>	<b>34,440.00</b>
<b>A-87 Countywide Cost Allocation Plan</b>					
58900 A-87 Cost Allocation Plan	722.00	56,129.00	59,653.00	0.00	59,653.00
<b>TOTAL EXPENDITURES/APPROPRIATIONS</b>	<b>24,688.03</b>	<b>90,014.00</b>	<b>94,093.00</b>	<b>0.00</b>	<b>94,093.00</b>
<b>NET COST</b>	<b>24,688.03</b>	<b>90,014.00</b>	<b>94,093.00</b>	<b>0.00</b>	<b>94,093.00</b>
<b>Requested Increase or (Decrease) in General Fund Contribution</b>					<b>0.00</b>

## Budget Notes

### Department: 2150

1. Please provide comments regarding your Department's Requested Budget
  - Add additional rows as needed.
2. You may include additional documentation
  - If included please add your Department Name and number at the top of all supporting documentation

#### REVENUE

#### EXPENDITURES

#### FIXED ASSETS

#### OTHER

#### BUDGET ANALYST NOTES

Budget Unit: PUBLIC DEFENDER 2180  
Function: Public Protection  
Activity: Judicial

DETAIL BY REVENUE CATEGORY AND EXPENDITURE OBJECT	ACTUAL 2022-2023	ADOPTED 2023-2024	BASE 2024-2025	CHANGES 2024-2025	REQUESTED 2024-2025
<b>Intergovernmental Revenue</b>					
45242 State Aid - Public Safety P172	121,342.92	84,362.00	84,362.00	0.00	84,362.00
45491 State 4750 PC	131,117.00	160,000.00	160,000.00	0.00	160,000.00
Total Intergovernmental Revenue	252,459.92	244,362.00	244,362.00	0.00	244,362.00
<b>Charges for Services</b>					
460099 Charges Co Local Revenue	0.00	21,000.00	21,000.00	0.00	21,000.00
46694 SC Attorney Fees Reimb	0.00	1,000.00	1,000.00	0.00	1,000.00
46796 BV Casino Charges	0.00	0.00	0.00	0.00	0.00
Total Charges for Services	0.00	22,000.00	22,000.00	0.00	22,000.00
<b>Other Revenues</b>					
47890 Miscellaneous Revenues	0.00	0.00	0.00	0.00	0.00
<b>TOTAL REVENUE</b>	<b>252,459.92</b>	<b>266,362.00</b>	<b>266,362.00</b>	<b>0.00</b>	<b>266,362.00</b>
<b>Salaries and Benefits</b>					
50100 Salaries and Wages	29,776.21	32,679.00	27,587.00	0.00	27,587.00
50200 Deferred Comp County Match	173.01	180.00	180.00	0.00	180.00
50300 Retirement - Employer's Share	2,464.95	3,221.00	2,679.00	0.00	2,679.00
50304 Retirement - PERS Misc. Unfunded Liability	5,985.00	5,937.00	5,560.00	0.00	5,560.00
50310 FICA/Medicare Tax - Employer's Share	2,236.92	2,500.00	2,110.00	0.00	2,110.00
50400 Employee Group Insurance	2,012.98	5,472.00	5,896.00	0.00	5,896.00
Total Salaries and Employee Benefits	42,649.07	49,989.00	44,012.00	0.00	44,012.00
<b>Services and Supplies</b>					
52200 Office Expense	530.93	250.00	250.00	(125.00)	125.00
52211 G.S.A. Cost Allocation	680.00	1,356.00	5,050.00	0.00	5,050.00
52300 Professional & Specialized Services	3,618.68	0.00	0.00	4,900.00	4,900.00
52302 Outside Legal Costs - Alternate PD	177,398.78	183,165.00	183,165.00	7,327.00	190,492.00
52315 Public Defender	750,015.10	774,395.00	774,395.00	30,976.00	805,371.00
52322 Public Guardianship/Minors - Counsel	0.00	10,000.00	10,000.00	0.00	10,000.00
52358 Psychological Testing	128,262.50	90,000.00	90,000.00	0.00	90,000.00
523633 Expert Witnesses	900.00	15,414.00	15,414.00	34,586.00	50,000.00
523634 Investigations	56,037.16	69,477.00	69,477.00	20,523.00	90,000.00
52391 Court Appointed Counsel	99,904.50	92,586.00	92,586.00	147,414.00	240,000.00
52392 Court Appointed Counsel - Spec. Circ.	0.00	35,000.00	35,000.00	0.00	35,000.00
Total Services And Supplies	1,217,347.65	1,271,643.00	1,275,337.00	245,601.00	1,520,938.00
<b>A-87 Countywide Cost Allocation Plan</b>					
58900 A-87 Cost Allocation Plan	7,692.00	10,120.00	10,649.00	0.00	10,649.00
<b>TOTAL EXPENDITURES/APPROPRIATIONS</b>	<b>1,267,688.72</b>	<b>1,331,752.00</b>	<b>1,329,998.00</b>	<b>245,601.00</b>	<b>1,575,599.00</b>
<b>NET COST</b>	<b>1,015,228.80</b>	<b>1,065,390.00</b>	<b>1,063,636.00</b>	<b>245,601.00</b>	<b>1,309,237.00</b>
<b>Requested Increase or (Decrease) in General Fund Contribution</b>					<b>245,601.00</b>



## Budget Notes

### Department: 2180

1. Please provide comments regarding your Department's Requested Budget
  - Add additional rows as needed.
2. You may include additional documentation
  - If included please add your Department Name and number at the top of all supporting documentation

#### REVENUE

#### EXPENDITURES

52200 - Decrease  
52302 - Increase in Alternate Public Defender Contract  
52315 - Increase in Public Defender Contract  
52300 - Increase in specialized services due to number of pending capital cases  
523633 - Increase in expert witness testimony due to number of pending capital cases  
523634 - Increase in investigators due to number of pending capital cases  
52391 - Increase due to number of felony homicides

#### FIXED ASSETS

#### OTHER

#### BUDGET ANALYST NOTES

4/11/24 - Department Meeting Changes: After department meeting Chuck asked to have \$100,000 removed from lines 523634 and 52391. Adjustments can be made mid-year if needed.

**24-25 EXPENDITURE DETAIL  
DEPARTMENT 2180**

	Base Budget	Budget Changes	Requested Budget
<b>Wages and Benefits</b>	<b>44,012.00</b>	<b>0.00</b>	<b>44,012.00</b>
<b>52200 Office Expense 52200</b>			
Misc Office Expense	250.00	(125.00)	125.00
<b>Total</b>	<b>250.00</b>	<b>(125.00)</b>	<b>125.00</b>
<b>52211 GSA Cost Allocation 52211</b>			
	5,050.00	0.00	5,050.00
<b>Total</b>	<b>5,050.00</b>	<b>0.00</b>	<b>5,050.00</b>
<b>52300 Professional/Specialized Services</b>			
Transcription Fees, Interpreting & Forensic Services (408.25 x 12 = 4899)	0.00	4,900.00	4,900.00
<b>Total</b>	<b>0.00</b>	<b>4,900.00</b>	<b>4,900.00</b>
<b>52302 Alternate Public Defender 52302</b>			
Alternate Public Defender Contract (3% Increase) Ciummo & A:	183,165.00	7,327.00	190,492.00
<b>Total</b>	<b>183,165.00</b>	<b>7,327.00</b>	<b>190,492.00</b>
<b>52315 Public Defender 52315</b>			
Public Defender Contract (3% Increase) Ciummo & Associates	774,395.00	30,976.00	805,371.00
<b>Total</b>	<b>774,395.00</b>	<b>30,976.00</b>	<b>805,371.00</b>
<b>52322 Public Guardian/Minors Counsel 52322</b>			
Public Guardian/Minor's Counsel Contract - Kori Tearpak & Der	10,000.00	0.00	10,000.00
<b>Total</b>	<b>10,000.00</b>	<b>0.00</b>	<b>10,000.00</b>
<b>52358 Psychological Testing 52358</b>			
Court Ordered Psychological Testing	90,000.00	0.00	90,000.00
<b>Total</b>	<b>90,000.00</b>	<b>0.00</b>	<b>90,000.00</b>
<b>523633 Expert Witness 523633</b>			
Court Ordered Expert Witness Fees	15,414.00	34,586.00	50,000.00
<b>Total</b>	<b>15,414.00</b>	<b>34,586.00</b>	<b>50,000.00</b>
<b>523634 Investigators 523634</b>			
Court Ordered Investigations	69,477.00	20,523.00	90,000.00
<b>Total</b>	<b>69,477.00</b>	<b>20,523.00</b>	<b>90,000.00</b>
<b>52391 Court Appointed Counsel 52391</b>			
Court Appointed Counsel when a conflict arises (Not Public Defender/Alternate Public Defender)	92,586.00	147,414.00	240,000.00
<b>Total</b>	<b>92,586.00</b>	<b>147,414.00</b>	<b>240,000.00</b>
<b>52392 Court Appt. CounselSpecial Circumstance 52392</b>			
\$35,000.00 is the amount the Public Defender is paid if they are assigned a non-complex homicide case.	35,000.00	0.00	35,000.00
<b>Total</b>	<b>35,000.00</b>	<b>0.00</b>	<b>35,000.00</b>
<b>58900 A87 Cowcap 58900</b>			
	10,649.00	0.00	10,649.00
<b>Total</b>	<b>10,649.00</b>	<b>0.00</b>	<b>10,649.00</b>
<b>Combined Total</b>	<b>1,329,998.00</b>	<b>245,601.00</b>	<b>1,575,599.00</b>

**24-25 REVENUE DETAIL  
DEPARTMENT 2180**

	<b>Base Budget</b>	<b>Budget Changes</b>	<b>Requested Budget</b>
<b>45242 Aid - Public Safety 45242</b>			
1/2% Sales Tax for Public Safety	84,362.00	0.00	84,362.00
<b>Total</b>	<b>84,362.00</b>	<b>0.00</b>	<b>84,362.00</b>
<b>45491 Court Costs 4750 PC 45491</b>			
Reimbursement for Prison Cases	160,000.00	0.00	160,000.00
<b>Total</b>	<b>160,000.00</b>	<b>0.00</b>	<b>160,000.00</b>
<b>460099 AB 109 Co Local Revenue</b>			
	21,000.00	0.00	21,000.00
<b>Total</b>	<b>21,000.00</b>	<b>0.00</b>	<b>21,000.00</b>
<b>46694 SC Attorney Fees Reimbursement 46694</b>			
Attorney Fees reimbursed from defendants ability to pay claims	1,000.00	0.00	1,000.00
<b>Total</b>	<b>1,000.00</b>	<b>0.00</b>	<b>1,000.00</b>
<b>46796 BV Casino Charges</b>			
	0.00	0.00	0.00
<b>Total</b>	<b>0.00</b>	<b>0.00</b>	<b>0.00</b>
<b>47890 Miscellaneous Revenue</b>			
	0.00	0.00	0.00
<b>Total</b>	<b>0.00</b>	<b>0.00</b>	<b>0.00</b>
<b>Combined Total</b>	<b>266,362.00</b>	<b>0.00</b>	<b>266,362.00</b>

DEPT #	DEPT	NAME	BARG UNIT	PERS CLASS	JOB TITLE	BASE PAY	LONGEVITY	EDUCATION / OTHER	WAGE INC CONF-4% SEIU-4%	STEP INCREASE	EVITY	EDUCATION / OTHER	FTE	HOURS	BASE	FTE UNITS	GROSS	TOTAL	24-25 PERS NORMAL COST	24-25 PERS UNFUNDED LIABILITY	FICA/ MEDICARE	OTHER PAY	DEFERRED COMP	RED INS	HEALTH INS	25 Health Ins 10% Inc. (estimate)	TOTAL
2180	Economic Dev	Warburton, K	CONF	MIS1	Senior Administrative An	38.50		2.70	42.04	40.42		2.94	0.30	2,080.00	624.00	27,587.13	27,587.13	2,678.71	5,559.79	2,110.42		180.02	5,615.71		5,896.50	44,012.57	
<p>Changes:</p> <p>0.30 27,587.00 2,679.00 5,560.00 2,110.00 0.00 180.00 5,616.00 5,896.00 44,013.00</p>																											

Budget Unit: VICTIM WITNESS ASSIST.  
PROGRAM 2190  
Function: Public Protection  
Activity: Judicial

DETAIL BY REVENUE CATEGORY AND EXPENDITURE OBJECT	ACTUAL 2022-2023	ADOPTED 2023-2024	BASE 2024-2025	CHANGES 2024-2025	REQUESTED 2024-2025
<b>Intergovernmental Revenue</b>					
45242 State Aid - Public Safety P172	554.08	389.00	389.00	0.00	389.00
45470 Victim Witness Program	281,486.00	268,896.00	268,896.00	0.00	268,896.00
45630 Federal Other	5,509.73	25,000.00	25,000.00	0.00	25,000.00
Total Intergovernmental Revenue	287,549.81	294,285.00	294,285.00	0.00	294,285.00
<b>Charges for Services</b>					
460099 Charges Co Local Revenue	0.00	0.00	0.00	0.00	0.00
<b>Other Revenues</b>					
47890 Miscellaneous Revenues	0.00	0.00	0.00	0.00	0.00
<b>TOTAL REVENUE</b>	<b>287,549.81</b>	<b>294,285.00</b>	<b>294,285.00</b>	<b>0.00</b>	<b>294,285.00</b>
<b>Salaries and Benefits</b>					
50100 Salaries and Wages	182,914.03	210,231.00	212,075.00	10,830.00	222,905.00
50300 Retirement - Employer's Share	17,063.75	21,030.00	19,402.00	0.00	19,402.00
50304 Retirement - PERS Misc. Unfunded Liability	35,971.00	38,760.00	40,271.00	0.00	40,271.00
50310 FICA/Medicare Tax - Employer's Share	12,983.56	16,083.00	16,224.00	828.00	17,052.00
50400 Employee Group Insurance	55,124.69	64,720.00	54,805.00	0.00	54,805.00
50500 Workers' Compensation Insurance	1,149.87	1,325.00	1,394.00	0.00	1,394.00
Total Salaries and Employee Benefits	305,206.90	352,149.00	344,171.00	11,658.00	355,829.00
<b>Services and Supplies</b>					
51200 Communications	1,031.68	1,047.00	945.00	0.00	945.00
51700 Maintenance - Equipment	0.00	215.00	215.00	0.00	215.00
51760 Maintenance - Programs	1,981.60	2,261.00	2,880.00	0.00	2,880.00
52200 Office Expense	2,732.07	3,230.00	3,230.00	0.00	3,230.00
52211 G.S.A. Cost Allocation	2,546.00	3,469.00	5,809.00	0.00	5,809.00
52220 Law Books	0.00	0.00	0.00	0.00	0.00
52300 Professional & Specialized Services	5,252.17	10,554.00	10,554.00	(2,000.00)	8,554.00
52329 Training	9,054.09	5,500.00	5,500.00	0.00	5,500.00
52700 Minor Equipment	3,381.19	4,500.00	4,500.00	0.00	4,500.00
52900 G.S.A. and In-County Travel	1,182.42	5,050.00	5,050.00	(2,000.00)	3,050.00
52910 Meetings and Conventions	1,707.98	1,020.00	1,020.00	0.00	1,020.00
Total Services And Supplies	28,869.20	36,846.00	39,703.00	(4,000.00)	35,703.00
<b>Capital (Fixed) Assets</b>					
56200 Fixed Assets - Equipment	0.00	0.00	0.00	0.00	0.00

Budget Unit: VICTIM WITNESS ASSIST.  
PROGRAM 2190  
Function: Public Protection  
Activity: Judicial

DETAIL BY REVENUE CATEGORY AND EXPENDITURE OBJECT	ACTUAL 2022-2023	ADOPTED 2023-2024	BASE 2024-2025	CHANGES 2024-2025	REQUESTED 2024-2025
<b>A-87 Countywide Cost Allocation Plan</b>					
58900 A-87 Cost Allocation Plan	26,557.00	27,590.00	27,525.00	0.00	27,525.00
<b>TOTAL EXPENDITURES/APPROPRIATIONS</b>	<b>360,633.10</b>	<b>416,585.00</b>	<b>411,399.00</b>	<b>7,658.00</b>	<b>419,057.00</b>
<b>NET COST</b>	<b>73,083.29</b>	<b>122,300.00</b>	<b>117,114.00</b>	<b>7,658.00</b>	<b>124,772.00</b>
<b>Requested Increase or (Decrease) in General Fund Contribution</b>					<b>7,658.00</b>

## Budget Notes

### Department: 2190

1. Please provide comments regarding your Department's Requested Budget
  - Add additional rows as needed.
2. You may include additional documentation
  - If included please add your Department Name and number at the top of all supporting documentation

#### REVENUE

#### EXPENDITURES

Decreased line 52300 by 2,000.00 and line 52900 by 2,000.00.

Requesting to increase the hours of the Extra Help Admin. Assistant, Sr. position from the budgeted 468 hours to 999 hours. This is due partly to an error when changing the 25% with benefits position budgeted in 23/24 to an Extra Help position with no benefits in 23/24 and not changing the number of hours for the position to reflect the same cost.

By reducing the Expenditure lines by 4,000.00 this results in a 7,658.00 increase to the budget.

#### FIXED ASSETS

#### OTHER

#### BUDGET ANALYST NOTES

**24-25 EXPENDITURE DETAIL  
DEPARTMENT 2190**

LINE ITEM DESCRIPTION	BASE BUDGET	BUDGET CHANGES	TOTAL REQUESTED
<b>SALARIES AND BENEFITS</b>	<b>344,171.00</b>	<b>11,658.00</b>	<b>355,829.00</b>
<b>SERVICES AND SUPPLIES</b>			
51200 COMMUNICATIONS communications Cost Matrix	945.00	-	945.00
51700 MAINTENANCE - EQUIPMENT misc. repairs	215.00	-	215.00
51760 MAINTENANCE - PROGRAMS IT - programs - SET AMOUNT BY IT	2,880.00		2,880.00
52200 OFFICE EXPENSES postage, mailing expenses, misc. office expenses for Public Outreach	3,230.00 2,130.00 1,100.00	-	3,230.00
52211 G.S.A. DEPT. COST ALLOCATION County Figure (GSA)	5,809.00	-	5,809.00
52220 LAW BOOKS	0.00		0.00
52300 PROFESSIONAL/SPECIALIZED SERVICES Karpel users fee 550. x 3 = 1,650. for Public Outreach includes funds from MVA grant	10,554.00 6,000.00	-	10,554.00
52329 TRAINING training, including MVA grant funds	5,500.00		5,500.00
52600 RENTS, LEASES- BUILDINGS	0.00		0.00
52700 MINOR EQUIPMENT laptop dock color printer, replacement for existing fax machine 2 monitors 300. x 2 items TBD for Mass Victimization Response Grant	4,500.00 2,300.00 250.00 800.00 300.00 600.00 250.00		4,500.00
52900 G.S.A. AND IN-COUNTY TRAVEL mileage and misc. travel expenses gas and vehicle maintenance est. 350. per month	5,050.00 850.00 4,200.00	-	5,050.00
52910 MEETINGS AND CONVENTIONS Advocate and Coordinator meetings and conferences	1,020.00		1,020.00
<b>TOTAL SERVICES AND SUPPLIES</b>	<b>39,703.00</b>	<b>-</b>	<b>39,703.00</b>
<b>FIXED ASSETS</b>			
56200 EQUIPMENT	0.00		0.00
<b>TOTAL FIXED ASSETS</b>	<b>0.00</b>	<b>-</b>	<b>0.00</b>
<b>TOTAL SERVICES AND SUPPLIES AND FIXED ASSETS</b>	<b>39,703.00</b>	<b>0.00</b>	<b>39,703.00</b>



**24-25 REVENUE DETAIL  
DEPARTMENT 2190**

VICTIM WITNESS ASSISTANCE PRG  
Function: Public Protection  
Activity: Judicial

Line #	Revenue	BASE BUDGET 2023-2024	CHANGES 2023-2024	REQUESTED 2023-2024
45242	Aid - Public Safety 1/2% sales tax	389.00	0.00	389.00
45470	Victim Witness Program OES grant	268,896.00	0.00	268,896.00
45630	Federal Other grant "Op Care'	25,000.00	0.00	25,000.00
460099	Local Revenue AB118 funds	0.00	0.00	0.00
47890	Miscellaneous Revenue	0.00	0.00	0.00
	<b>Total Revenues</b>	<b>294,285.00</b>	<b>0.00</b>	<b>294,285.00</b>
	<b>Total Expenditures</b>	<b>411,399.00</b>	<b>7,658.00</b>	<b>419,057.00</b>
	<b>Requested Contribution</b>	<b>117,114.00</b>	<b>7,658.00</b>	<b>124,772.00</b>
	General Fund Contribution	117,114.00	7,658.00	124,772.00

DEPT #	DEPT	NAME	BARG UNIT	PERS CLASS	JOB TITLE	BASE PAY	LONGEVITY	EDUCATION / OTHER	WAGE INC / SEU-4%	STEP INCREASE	LONGEVITY	EDUCATION / OTHER	FTE	BASE HOURS	FTE UNITS	GROSS	UNIFORM	TOTAL	24-25 PERS NORMAL COST	MISC PLAN UNFUNDED LIABILITY	FICA / MEDICARE	OTHER PAY	DEFERRED COMP	HEALTH INS 2024	25-Health Ins 10% Inc. (estimate)	TOTAL	
2190	Victim Witness	Drake A.	GU	MIS1	Dir Vic/Wit Asst Bureau	42.30			43.99				1.00	#####	2080.00	90,420.48	90,420.48	90,420.48	8,779.83	18,222.96	6,986.03	900.12	25,378.56	26,647.49	151,956.91		
2190	Victim Witness	Abundes, J.	GU	MIS3	Vic/Wit Advocate	27.07			28.15				1.00	#####	2080.00	57,864.83	57,864.83	57,864.83	5,618.68	11,661.84	4,495.52	900.12	17,766.00	18,654.30	99,195.28		
2190	Victim Witness	Vacant	GU	MIS3	Vic/Wit Advocate	23.38			24.32	25.53			1.00	#####	2080.00	51,533.26	51,533.26	51,533.26	5,003.88	10,385.80	4,011.15	900.12	9,050.88	9,503.42	81,337.64		
2190	Victim Witness	Leatherman	XH	MIS3	Admin Asst, Sr.	19.87			20.66				0.25	#####	468.00	9,556.68	9,556.68	9,556.68			731.09			0.00	10,287.76		
Changes:																											
2190	Victim Witness	Leatherman	XH	MIS3	Admin Asst, Sr.	19.87			20.66				(0.25)	#####	(468.00)	(9,556.68)	(9,556.68)	(9,556.68)			(731.09)			0.00	(10,287.76)		
2190	Victim Witness	Leatherman	XH	MIS3	Admin Asst, Sr.	19.87			20.66				0.53	#####	998.34	20,386.30	20,386.30	20,386.30			1,559.55			0.00	21,945.85		
Total														3.53	0.00	220,205.00	19,402.00	40,271.00	17,052.00	2,700.00	0.00	52,185.00	54,805.00	354,436.00			

Budget Unit: SHERIFF 2210  
Function: Public Protection  
Activity: Police Protection

DETAIL BY REVENUE CATEGORY AND EXPENDITURE OBJECT	ACTUAL 2022-2023	ADOPTED 2023-2024	BASE 2024-2025	CHANGES 2024-2025	REQUESTED 2024-2025
<b>Licenses and Permits</b>					
42160 Other Licenses & Permit	7,400.00	1,530.00	1,530.00	0.00	1,530.00
<b>Intergovernmental Revenue</b>					
45240 State Aid Other	45,503.99	0.00	0.00	0.00	0.00
45242 State Aid - Public Safety P172	1,182,374.11	1,017,250.00	1,017,250.00	0.00	1,017,250.00
45440 Aid for Patrol Boat	147,592.13	210,574.00	210,574.00	0.00	210,574.00
45485 State-Rural Crime AB443	134,295.12	140,000.00	140,000.00	0.00	140,000.00
45490 State Mandated Cost	7,058.00	5,515.00	5,515.00	0.00	5,515.00
45502 POST - Sheriff	0.00	15,000.00	15,000.00	0.00	15,000.00
45630 Federal Other	8,798.72	3,700.00	3,700.00	0.00	3,700.00
Total Intergovernmental Revenue	1,525,622.07	1,392,039.00	1,392,039.00	0.00	1,392,039.00
<b>Charges for Services</b>					
460099 Charges Co Local Revenue	165,271.27	150,000.00	150,000.00	0.00	150,000.00
46780 Law Enforcement Services	346,576.40	350,000.00	350,000.00	0.00	350,000.00
46781 Jackson Rancheria Indian Gam	247,918.00	247,918.00	247,918.00	0.00	247,918.00
46782 Indian Gaming - Public Safety	110,000.00	0.00	0.00	0.00	0.00
46800 Sheriff Civil Fees	13,931.00	18,000.00	18,000.00	0.00	18,000.00
Total Charges for Services	883,696.67	765,918.00	765,918.00	0.00	765,918.00
<b>Other Revenues</b>					
47885 CCP Distribution	45,283.23	0.00	0.00	0.00	0.00
47890 Miscellaneous Revenues	14,608.16	2,700.00	2,700.00	0.00	2,700.00
Total Other Revenues	59,891.39	2,700.00	2,700.00	0.00	2,700.00
<b>TOTAL REVENUE</b>	<b>2,476,610.13</b>	<b>2,162,187.00</b>	<b>2,162,187.00</b>	<b>0.00</b>	<b>2,162,187.00</b>
<b>Salaries and Benefits</b>					
50100 Salaries and Wages	4,572,782.17	5,466,540.00	4,988,321.00	0.00	4,988,321.00
50102 Overtime	484,357.84	300,000.00	300,000.00	0.00	300,000.00
50104 Shift Time	27,624.11	28,000.00	28,000.00	0.00	28,000.00
50110 Standby	11,059.50	15,000.00	15,000.00	0.00	15,000.00
50200 Deferred Comp County Match	14,432.82	17,100.00	15,300.00	0.00	15,300.00
50300 Retirement - Employer's Share	744,466.86	1,002,001.00	999,072.00	0.00	999,072.00
50304 Retirement - PERS Misc. Unfunded Liability	97,998.00	89,922.00	102,377.00	0.00	102,377.00
50305 Retirement - PERS Safety Unfunded Liability	1,183,089.00	1,179,643.00	1,057,009.00	0.00	1,057,009.00
50310 FICA/Medicare Tax - Employer's Share	100,870.08	120,179.00	113,449.00	0.00	113,449.00
50400 Employee Group Insurance	888,219.52	1,044,464.00	1,019,731.00	0.00	1,019,731.00
50500 Workers' Compensation Insurance	277,540.68	319,919.00	336,350.00	0.00	336,350.00
Total Salaries and Employee Benefits	8,402,440.58	9,582,768.00	8,974,609.00	0.00	8,974,609.00
<b>Services and Supplies</b>					
51100 Clothing and Personal Supplies	34,060.25	18,500.00	18,500.00	0.00	18,500.00
51200 Communications	75,193.97	72,191.00	71,756.00	0.00	71,756.00
51300 Food	2,458.26	1,000.00	1,000.00	0.00	1,000.00
51500 Insurance and Bonds - Boat	408.00	800.00	800.00	0.00	800.00
51700 Maintenance - Equipment	3,584.92	3,500.00	3,500.00	0.00	3,500.00
51710 Maintenance - Boat	6,125.69	8,500.00	8,500.00	0.00	8,500.00
51760 Maintenance - Programs	22,494.72	26,329.00	29,334.00	28,000.00	57,334.00

Budget Unit: SHERIFF 2210  
Function: Public Protection  
Activity: Police Protection

DETAIL BY REVENUE CATEGORY AND EXPENDITURE OBJECT	ACTUAL 2022-2023	ADOPTED 2023-2024	BASE 2024-2025	CHANGES 2024-2025	REQUESTED 2024-2025
52000 Memberships	5,541.00	4,500.00	4,500.00	0.00	4,500.00
52200 Office Expense	31,526.44	33,000.00	33,000.00	0.00	33,000.00
52211 G.S.A. Cost Allocation	20,944.00	20,451.00	37,230.00	0.00	37,230.00
52300 Professional & Specialized Services	174,540.55	85,000.00	85,000.00	0.00	85,000.00
52500 Rents, Leases - Equipment	0.00	2,500.00	2,500.00	0.00	2,500.00
52700 Minor Equipment	58,448.03	10,000.00	10,000.00	0.00	10,000.00
52710 Minor Equipment - Boat	2,054.90	1,000.00	1,000.00	0.00	1,000.00
52800 Special Departmental Expense	397.59	1,000.00	1,000.00	0.00	1,000.00
52845 Sheriff Special Departmental Expense	415,785.23	75,000.00	75,000.00	0.00	75,000.00
52860 Peace Officer Training	111,810.56	92,413.00	92,413.00	0.00	92,413.00
52900 G.S.A. and In-County Travel	957,691.06	535,000.00	535,000.00	0.00	535,000.00
52930 Boat	2,871.54	4,000.00	4,000.00	0.00	4,000.00
<b>Total Services And Supplies</b>	<b>1,925,936.71</b>	<b>994,684.00</b>	<b>1,014,033.00</b>	<b>28,000.00</b>	<b>1,042,033.00</b>
<b>Other Charges</b>					
54189 Officer Wellness Grant	17,380.00	0.00	0.00	0.00	0.00
<b>Capital (Fixed) Assets</b>					
56200 Fixed Assets - Equipment	83,696.10	0.00	0.00	0.00	0.00
56210 Fixed Assets - Boat	105,574.00	0.00	0.00	0.00	0.00
<b>Total Capital (Fixed) Assets</b>	<b>189,270.10</b>	<b>0.00</b>	<b>0.00</b>	<b>0.00</b>	<b>0.00</b>
<b>A-87 Countywide Cost Allocation Plan</b>					
58900 A-87 Cost Allocation Plan	681,686.00	637,098.00	475,503.00	0.00	475,503.00
<b>TOTAL EXPENDITURES/APPROPRIATIONS</b>	<b>11,216,713.39</b>	<b>11,214,550.00</b>	<b>10,464,145.00</b>	<b>28,000.00</b>	<b>10,492,145.00</b>
<b>NET COST</b>	<b>8,740,103.26</b>	<b>9,052,363.00</b>	<b>8,301,958.00</b>	<b>28,000.00</b>	<b>8,329,958.00</b>
<b>Requested Increase or (Decrease) in General Fund Contribution</b>					<b>28,000.00</b>

## Budget Notes

### Department: 2210

1. Please provide comments regarding your Department's Requested Budget
  - Add additional rows as needed.
2. You may include additional documentation
  - If included please add your Department Name and number at the top of all supporting documentation

#### REVENUE

#### EXPENDITURES

Increase expenditure line 51760 by \$28,000.00 for Teleosoft License, funds to come from General Fund

#### FIXED ASSETS

#### OTHER

#### BUDGET ANALYST NOTES

The BV Mitigation Funds for FY 23/24 were not received and the anticipated revenue from BV was removed from the budget (line 46782). The cost of the (5) vacant Deputy positions that had been added in FY 22/23 based on BV funding have been removed from the budget although the positions themselves have been retained and remain available to the department should BV funding be restored, until then these positions will remain frozen.

**24-25 EXPENDITURE DETAIL  
DEPARTMENT 2210**

	Base Budget	Budget Changes	Requested Budget
<b>WAGES AND BENEFITS</b>			
<b>Total</b>	<b>8,974,609.00</b>	<b>0.00</b>	<b>8,974,609.00</b>
<b>51100 CLOTHING AND PERSONAL SUPPLIES</b>			
Staff Uniforms, Ballistic Vests, Safety Equipment, and GearGloves, Digital recorders,			
<b>Total</b>	<b>18,500.00</b>	<b>0.00</b>	<b>18,500.00</b>
<b>51200 COMMUNICATIONS</b>			
ATT, MDT Connectivity, Radio Service			
	54,441.00	0.00	54,441.00
IT Telephone Charges			
	17,315.00	0.00	17,315.00
<b>Total</b>	<b>71,756.00</b>	<b>0.00</b>	<b>71,756.00</b>
<b>51300 FOOD</b>			
Food for K9s, Sustenance at crime scenes			
	1,000.00	0.00	1,000.00
<b>Total</b>	<b>1,000.00</b>	<b>0.00</b>	<b>1,000.00</b>
<b>51500 INSURANCE BOAT</b>			
Insurance for various SO vessels			
	800.00	0.00	800.00
<b>Total</b>	<b>800.00</b>	<b>0.00</b>	<b>800.00</b>
<b>51700 MAINTENANCE EQUIPMENT</b>			
Maintenance/Repairs for various SO equipment			
	3,500.00	0.00	3,500.00
<b>Total</b>	<b>3,500.00</b>	<b>0.00</b>	<b>3,500.00</b>
<b>51710 MAINTENANCE BOAT</b>			
Maintenance/Repairs/Service for various SO vessels			
	8,500.00	0.00	8,500.00
<b>Total</b>	<b>8,500.00</b>	<b>0.00</b>	<b>8,500.00</b>
<b>51760 MAINTENANCE - PROGRAMS</b>			
IT Costs per Technology Cost Matrix			
	29,334.00	28,000.00	57,334.00
<b>Total</b>	<b>29,334.00</b>	<b>28,000.00</b>	<b>57,334.00</b>
<b>52000 MEMBERSHIPS</b>			
Association memberships, CSSA, CNT, CATO, NTOA, CBIA, CGIA			
	4,500.00	0.00	4,500.00
<b>Total</b>	<b>4,500.00</b>	<b>0.00</b>	<b>4,500.00</b>
<b>52200 OFFICE EXPENSE</b>			
GSA Supplies & Postage			
	33,000.00	0.00	33,000.00
<b>Total</b>	<b>33,000.00</b>	<b>0.00</b>	<b>33,000.00</b>
<b>52211 GSA COST ALLOCATION</b>			
	37,230.00	0.00	37,230.00
<b>Total</b>	<b>37,230.00</b>	<b>0.00</b>	<b>37,230.00</b>

**24-25 EXPENDITURE DETAIL  
DEPARTMENT 2210**

	Base Budget	Budget Changes	Requested Budget
<b>52300 PROFESSIONAL &amp; SPECIALIZED SERVICES</b>			
Hiring Charges - background, medical, psych, RMS and other contract services, veterinary Services, K9 Service providers, Trainers/Evaluators, Tow Services, Web Site Management, Copier Services, Shredding, etc			
<b>Total</b>	<b>85,000.00</b>	<b>0.00</b>	<b>85,000.00</b>
<b>52500 RENTS, LEASE - EQUIP</b>			
Rentals and Lease of misc minor equipment as identified/needed			
<b>Total</b>	<b>2,500.00</b>	<b>0.00</b>	<b>2,500.00</b>
<b>52700 MINOR EQUIPMENT</b>			
Misc minor equipment as identified/needed			
<b>Total</b>	<b>10,000.00</b>	<b>0.00</b>	<b>10,000.00</b>
<b>52710 MINOR EQUIPMENT BOAT</b>			
Misc minor equipment, ropes, chain, anchors, PFD, buoy, etc.			
<b>Total</b>	<b>1,000.00</b>	<b>0.00</b>	<b>1,000.00</b>
<b>52800 SPECIAL DEPT EXPENSE</b>			
Special expenses outside of established line items			
<b>Total</b>	<b>1,000.00</b>	<b>0.00</b>	<b>1,000.00</b>
<b>52845 SHERIFF SPECIAL DEPT EXPENSE</b>			
Special expenses funded with trust funds			
<b>Total</b>	<b>75,000.00</b>	<b>0.00</b>	<b>75,000.00</b>
<b>52860 TRAINING</b>			
POST mandated training, perishable skills training, supervisory training special skills training, ammunition, training aids, tuition, per diem, travel, and taser maintenance			
<b>Total</b>	<b>92,413.00</b>	<b>0.00</b>	<b>92,413.00</b>
<b>52900 IN COUNTY TRAVEL</b>			
Fuel, vehicle leases, vehicle repairs			
<b>Total</b>	<b>535,000.00</b>	<b>0.00</b>	<b>535,000.00</b>
<b>52930 BOAT</b>			
Fuel for vessels			
<b>Total</b>	<b>4,000.00</b>	<b>0.00</b>	<b>4,000.00</b>
<b>58900 A-87 COST ALLOCATION PLAN</b>			
<b>Total</b>	<b>475,503.00</b>	<b>0.00</b>	<b>475,503.00</b>
<b>Combined Total</b>	<b>10,464,145.00</b>	<b>28,000.00</b>	<b>10,492,145.00</b>

**24-25 REVENUE DETAIL  
DEPARTMENT 2210**

	<b>Base Budget</b>	<b>Budget Changes</b>	<b>Requested Budget</b>
<b>42160 Other Licenses and Permit Fees</b>			
Fees associated with permits, licenses, etc	1,530.00	0.00	1,530.00
<b>Total</b>	<b>1,530.00</b>	<b>0.00</b>	<b>1,530.00</b>
<b>45240 State Aid Other</b>			
Revenue transferred from trust funds	0.00	0.00	0.00
<b>Total</b>	<b>0.00</b>	<b>0.00</b>	<b>0.00</b>
<b>45242 Aid-Public Safety</b>			
Prop 172	1,017,250.00	0.00	1,017,250.00
<b>Total</b>	<b>1,017,250.00</b>	<b>0.00</b>	<b>1,017,250.00</b>
<b>45440 Aid for Patrol Boat</b>			
Boat Tax and DBAW funding	210,574.00	0.00	210,574.00
<b>Total</b>	<b>210,574.00</b>	<b>0.00</b>	<b>210,574.00</b>
<b>45485 State Rural Crime AB443</b>			
Transfers from trust fund for Sheriff's Special Dept. E	140,000.00	0.00	140,000.00
<b>Total</b>	<b>140,000.00</b>	<b>0.00</b>	<b>140,000.00</b>
<b>45490 Mandate Cost</b>			
Reimbursement for mandates	5,515.00	0.00	5,515.00
<b>Total</b>	<b>5,515.00</b>	<b>0.00</b>	<b>5,515.00</b>
<b>45502 POST</b>			
Reimbursement for POST approved training	15,000.00	0.00	15,000.00
<b>Total</b>	<b>15,000.00</b>	<b>0.00</b>	<b>15,000.00</b>
<b>45630 Aid - Other</b>			
	3,700.00	0.00	3,700.00
<b>Total</b>	<b>3,700.00</b>	<b>0.00</b>	<b>3,700.00</b>
<b>460099 Local Revenue</b>			
AB118 - COPS	150,000.00	0.00	150,000.00
<b>Total</b>	<b>150,000.00</b>	<b>0.00</b>	<b>150,000.00</b>
<b>46780 Law Enforcement Services</b>			
City of Plymouth	61,680.00	0.00	61,680.00
Amador City	92,680.00	0.00	92,680.00
EBMUD	182,540.00	0.00	182,540.00
USFS	13,100.00	0.00	13,100.00
<b>Total</b>	<b>350,000.00</b>	<b>0.00</b>	<b>350,000.00</b>
<b>46781 Indian Gaming</b>			
JR Tribe voluntary contribution	247,918.00	0.00	247,918.00
<b>Total</b>	<b>247,918.00</b>	<b>0.00</b>	<b>247,918.00</b>



**24-25 REVENUE DETAIL  
DEPARTMENT 2210**

	Base Budget	Budget Changes	Requested Budget
<b>46782 Indian Gaming Public Safety</b>			
	0.00	0.00	0.00
<b>Total</b>	<b>0.00</b>	<b>0.00</b>	<b>0.00</b>
<b>46800 Sheriff Civil Fees</b>			
Fees for civil service	18,000.00	0.00	18,000.00
<b>Total</b>	<b>18,000.00</b>	<b>0.00</b>	<b>18,000.00</b>
<b>47890 Miscellaneous</b>			
Misc revenues	2,700.00	0.00	2,700.00
<b>Total</b>	<b>2,700.00</b>	<b>0.00</b>	<b>2,700.00</b>
<b>Combined Total</b>		<b>2,162,187.00</b>	<b>0.00</b>
			<b>2,162,187.00</b>

DEPT #	SHERIFF	NAME	CLASS	PERMS	JOB TITLE	BASE PAY	LONGEVITY	EDUCATIO N OTHER	CONF-1%	CONF-2%	STEP INCREASE	LONGEVITY	EDUCATIO N OTHER	EDUCATIO N OTHER	FTE	BASE HOURS	FTE UNITS	GROSS	UNIFORM	TOTAL	24-25 PERS MISC PLAN LIABILITY	24-25 PERS MISC PLAN LIABILITY	24-25 PERS SAREY PLAN LIABILITY	24-25 PERS PERK LIABILITY	DEFERRE D COMP	HEALTHS ESTIMATE	TOTAL		
2210	Sherrif	Reiman, G.	ELECTED	CPO1	Sherrif-Coroner	7,052.23	927.37	388.98	7534.32	35.40	35.40	927.37	388.98	7534.32	35.40	26.00	26.00	223,876.60	1,200.16	225,076.76	27,466.00	54,373.32	54,373.32	3,276.65	900.12	600.08	25,998.32	27,088.32	386,560.16
2210	Sherrif	Benov, J.	MGMT	CPO1	Undersheriff	6,403.07	666.28	353.42	6659.19	35.40	35.40	666.28	353.42	6659.19	26.00	26.00	183,900.66	1,200.16	185,100.82	59,496.28	244,597.10	48,197.16	48,197.16	2,957.84	900.12	600.08	32,333.32	34,169.62	344,169.94
2210	Sherrif	Curtiss, J.	SOMMA	CPO1	Captain	74.75	7.77	3.78	76.59	35.40	35.40	7.77	3.78	76.59	26.00	26.00	183,900.66	1,200.16	185,100.82	59,496.28	244,597.10	48,197.16	48,197.16	2,957.84	900.12	600.08	32,333.32	34,169.62	344,169.94
2210	Sherrif	Marin, J.	SOMMA	CPO1	Captain	74.75	7.77	3.78	76.59	35.40	35.40	7.77	3.78	76.59	26.00	26.00	183,900.66	1,200.16	185,100.82	59,496.28	244,597.10	48,197.16	48,197.16	2,957.84	900.12	600.08	32,333.32	34,169.62	344,169.94
2210	Sherrif	Caizid, J.	SOMMA	CPO1	Sherrif Lieutenant	61.49	3.11	3.23	63.33	35.40	35.40	3.11	3.23	63.33	26.00	26.00	147,922.89	1,200.16	149,123.05	40,740.42	189,863.47	36,024.83	36,024.83	2,175.34	900.12	600.08	13,772.00	14,250.60	158,796.30
2210	Sherrif	Novare, J.	SOMMA	CPO1	Sherrif Lieutenant	67.79	3.11	3.23	69.82	35.40	35.40	3.11	3.23	69.82	26.00	26.00	160,076.61	1,200.16	161,276.77	40,740.42	202,017.19	38,960.90	38,960.90	2,366.34	900.12	600.08	17,444.00	18,327.20	198,796.30
2210	Sherrif	Belatti, J.	SOMMA	CPO1	Sherrif Lieutenant	61.49	3.11	3.23	63.33	35.40	35.40	3.11	3.23	63.33	26.00	26.00	147,922.89	1,200.16	149,123.05	40,740.42	189,863.47	36,024.83	36,024.83	2,175.34	900.12	600.08	13,772.00	14,250.60	158,796.30
2210	Sherrif	Parks, M.	SOMMA	CPO1	Sherrif Lieutenant	56.16	5.64	3.10	57.85	35.40	35.40	5.64	3.10	57.85	26.00	26.00	138,419.07	1,200.16	139,619.23	38,089.02	177,708.25	26,039.51	26,039.51	1,386.97	900.12	378.05	21,476.00	22,864.90	235,863.76
2210	Sherrif	Hansen, K.	SOMMA	CPO1	Sherrif Sergeant (A)	48.51	1.21	1.18	49.97	35.40	35.40	1.21	1.18	49.97	26.00	26.00	110,648.17	1,200.16	111,848.33	30,989.02	142,837.35	19,225.19	19,225.19	1,629.63	900.12	600.08	27,444.00	29,074.50	184,474.51
2210	Sherrif	Russell, K.	SOMMA	CPO1	Sherrif Sergeant (A)	48.51	1.16	1.18	49.97	35.40	35.40	1.16	1.18	49.97	26.00	26.00	106,664.49	1,200.16	107,864.65	30,488.62	138,353.27	18,057.71	18,057.71	1,571.87	900.12	600.08	27,444.00	29,074.50	184,474.51
2210	Sherrif	Beit, D.	SOMMA	CPO2	Sherrif Sergeant (A)	48.51	2.46	1.27	49.97	35.40	35.40	2.46	1.27	49.97	26.00	26.00	112,116.58	1,200.16	113,316.74	30,630.25	143,946.99	20,571.60	20,571.60	1,633.52	900.12	600.08	27,444.00	29,074.50	184,474.51
2210	Sherrif	Springer, M.	SOMMA	CPO2	Sherrif Sergeant (A)	50.94	1.27	2.61	52.47	35.40	35.40	1.27	2.61	52.47	26.00	26.00	116,405.48	1,200.16	117,605.64	30,769.95	148,375.59	23,100.20	23,100.20	1,693.52	900.12	600.08	27,444.00	29,074.50	184,474.51
2210	Sherrif	Ryan, C.	SOMMA	CPO2	Sherrif Sergeant (A)	48.20	1.16	2.37	49.97	35.40	35.40	1.16	2.37	49.97	26.00	26.00	114,989.97	1,200.16	116,189.13	30,769.95	147,959.08	23,100.20	23,100.20	1,693.52	900.12	600.08	27,444.00	29,074.50	184,474.51
2210	Sherrif	Wilson, K.	SOMMA	CPO1	Sherrif Sergeant (A)	56.16	4.32	3.02	57.85	35.40	35.40	4.32	3.02	57.85	26.00	26.00	136,049.95	1,200.16	137,249.11	37,188.85	174,438.26	30,769.95	30,769.95	1,854.55	900.12	600.08	27,444.00	29,074.50	184,474.51
2210	Sherrif	Woods, N.	SOMMA	CPO1	Sherrif Sergeant (A)	53.48	2.71	2.81	55.89	35.40	35.40	2.71	2.81	55.89	26.00	26.00	127,966.58	1,200.16	129,166.74	34,768.95	163,935.63	30,769.95	30,769.95	1,854.55	900.12	600.08	27,444.00	29,074.50	184,474.51
2210	Sherrif	Baldwin, A.	DSA	CPO3	Deputy Sheriff (B)	37.89	40.97	38.02	40.97	35.40	35.40	40.97	38.02	40.97	26.00	26.00	82,622.40	1,200.16	83,822.56	11,368.84	95,191.40	20,311.10	20,311.10	1,226.52	900.12	600.08	29,822.00	31,071.60	166,263.00
2210	Sherrif	Barnes, K.	DSA	CPO3	Deputy Sheriff (B)	37.89	40.97	38.02	40.97	35.40	35.40	40.97	38.02	40.97	26.00	26.00	82,622.40	1,200.16	83,822.56	11,368.84	95,191.40	20,311.10	20,311.10	1,226.52	900.12	600.08	29,822.00	31,071.60	166,263.00
2210	Sherrif	Bridan, J.	DSA	CPO3	Deputy Sheriff (A)	41.75	2.11	2.11	43.00	35.40	35.40	2.11	2.11	43.00	26.00	26.00	93,127.84	1,200.16	94,328.00	12,814.32	107,142.16	22,497.63	22,497.63	1,533.26	900.12	600.08	29,822.00	31,071.60	166,263.00
2210	Sherrif	Bruno, K.	DSA	CPO3	Deputy Sheriff (A)	41.75	2.22	2.30	45.13	35.40	35.40	2.22	2.30	45.13	26.00	26.00	102,622.28	1,200.16	103,822.44	14,200.82	117,023.26	24,971.27	24,971.27	1,573.26	900.12	600.08	29,822.00	31,071.60	166,263.00
2210	Sherrif	Bliss, C.	DSA	CPO3	Deputy Sheriff (B)	37.89	39.02	40.97	40.97	35.40	35.40	39.02	40.97	40.97	26.00	26.00	86,436.00	1,200.16	87,636.16	6,403.35	94,039.51	21,357.03	21,357.03	1,307.13	900.12	600.08	27,444.00	29,074.50	184,474.51
2210	Sherrif	Packer, B.	DSA	CPO3	Deputy Sheriff (B)	37.89	39.02	40.97	40.97	35.40	35.40	39.02	40.97	40.97	26.00	26.00	86,436.00	1,200.16	87,636.16	6,403.35	94,039.51	21,357.03	21,357.03	1,307.13	900.12	600.08	27,444.00	29,074.50	184,474.51
2210	Sherrif	Woods, N.	DSA	CPO3	Deputy Sheriff (B)	37.89	39.02	40.97	40.97	35.40	35.40	39.02	40.97	40.97	26.00	26.00	86,436.00	1,200.16	87,636.16	6,403.35	94,039.51	21,357.03	21,357.03	1,307.13	900.12	600.08	27,444.00	29,074.50	184,474.51
2210	Sherrif	Packer, B.	DSA	CPO3	Deputy Sheriff (B)	37.89	39.02	40.97	40.97	35.40	35.40	39.02	40.97	40.97	26.00	26.00	86,436.00	1,200.16	87,636.16	6,403.35	94,039.51	21,357.03	21,357.03	1,307.13	900.12	600.08	27,444.00	29,074.50	184,474.51
2210	Sherrif	Keeling, T.	DSA	CPO3	Deputy Sheriff (A)	43.81	2.19	2.19	45.13	35.40	35.40	2.19	2.19	45.13	26.00	26.00	97,676.88	1,200.16	98,877.04	13,403.34	112,280.32	23,596.57	23,596.57	1,441.55	900.12	600.08	27,444.00	29,074.50	184,474.51
2210	Sherrif	Long, L.	DSA	CPO1	Deputy Sheriff (A)	43.81	1.10	1.12	45.13	35.40	35.40	1.10	1.12	45.13	26.00	26.00	97,676.88	1,200.16	98,877.04	13,403.34	112,280.32	23,596.57	23,596.57	1,441.55	900.12	600.08	27,444.00	29,074.50	184,474.51
2210	Sherrif	McCaughey, D.	DSA	CPO1	Deputy Sheriff (A)	43.81	4.55	4.55	45.13	35.40	35.40	4.55	4.55	45.13	26.00	26.00	102,622.28	1,200.16	103,822.44	14,200.82	117,023.26	24,971.27	24,971.27	1,573.26	900.12	600.08	29,822.00	31,071.60	166,263.00
2210	Sherrif	Milburn, A.	DSA	CPO3	Deputy Sheriff (B)	39.78	40.97	40.97	40.97	35.40	35.40	40.97	40.97	40.97	26.00	26.00	84,456.00	1,200.16	85,656.16	6,403.35	92,059.51	20,492.70	20,492.70	1,249.84	900.12	600.08	29,822.00	31,071.60	166,263.00
2210	Sherrif	Milburn, N.	DSA	CPO3	Deputy Sheriff (B)	39.78	40.97	40.97	40.97	35.40	35.40	40.97	40.97	40.97	26.00	26.00	84,456.00	1,200.16	85,656.16	6,403.35	92,059.51	20,492.70	20,492.70	1,249.84	900.12	600.08	29,822.00	31,071.60	166,263.00
2210	Sherrif	Neary, K.	DSA	CPO3	Deputy Sheriff (B)	41.75	1.04	1.07	43.00	35.40	35.40	1.04	1.07	43.00	26.00	26.00	93,127.84	1,200.16	94,328.00	12,814.32	107,142.16	22,497.63	22,497.63	1,533.26	900.12	600.08	29,822.00	31,071.60	166,263.00
2210	Sherrif	Neary, K.	DSA	CPO3	Deputy Sheriff (B)	41.75	1.04	1.07	43.00	35.40	35.40	1.04	1.07	43.00	26.00	26.00	93,127.84	1,200.16	94,328.00	12,814.32	107,142.16	22,497.63	22,497.63	1,533.26	900.12	600.08	29,822.00	31,071.60	166,263.00
2210	Sherrif	Pajdel, A.	DSA	CPO3	Deputy Sheriff (A)	39.78	29.45	1.99	43.00	35.40	35.40	29.45	1.99	43.00	26.00	26.00	92,574.30	1,200.16	93,774.46	12,814.32	106,588.78	22,363.90	22,363.90	1,359.73	900.12	600.08	29,822.00	31,071.60	166,263.00
2210	Sherrif	Pajdel, A.	DSA	CPO3	Deputy Sheriff (A)	39.78	29.45	1.99	43.00	35.40	35.40	29.45	1.99	43.00	26.00	26.00	92,574.30	1,200.16	93,774.46	12,814.32	106,588.78	22,363.90	22,363.90	1,359.73	900.12	600.08	29,822.00	31,071.60	166,263.00
2210	Sherrif	Pajdel, A.	DSA	CPO3	Deputy Sheriff (A)	39.78	29.45	1.99	43.00	35.40	35.40	29.45	1.99	43.00															

Budget Unit: SHERIFF (COURT BAILIFFS) 2211  
Function: Public Protection  
Activity: Police Protection

DETAIL BY REVENUE CATEGORY AND EXPENDITURE OBJECT	ACTUAL 2022-2023	ADOPTED 2023-2024	BASE 2024-2025	CHANGES 2024-2025	REQUESTED 2024-2025
<b>Intergovernmental Revenue</b>					
45243 Realignment Backfill COVID	0.00	0.00	0.00	0.00	0.00
45491 State 4750 PC		0.00	0.00	60,000.00	60,000.00
Total Intergovernmental Revenue		0.00	0.00	60,000.00	60,000.00
<b>Charges for Services</b>					
46009 Charges for Services	0.00	0.00	0.00	0.00	0.00
460099 Charges Co Local Revenue	636,816.00	636,816.00	636,816.00	0.00	636,816.00
Total Charges for Services	636,816.00	636,816.00	636,816.00	0.00	636,816.00
<b>Other Revenues</b>					
47890 Miscellaneous Revenues	0.00	0.00	0.00	0.00	0.00
<b>TOTAL REVENUE</b>	<b>636,816.00</b>	<b>636,816.00</b>	<b>636,816.00</b>	<b>60,000.00</b>	<b>696,816.00</b>
<b>Salaries and Benefits</b>					
50100 Salaries and Wages	540,750.50	545,727.00	569,870.00	0.00	569,870.00
50102 Overtime	22,101.41	15,000.00	15,000.00	0.00	15,000.00
50200 Deferred Comp County Match	1,142.84	1,200.00	1,050.00	0.00	1,050.00
50300 Retirement - Employer's Share	62,632.88	72,645.00	99,226.00	0.00	99,226.00
50305 Retirement - PERS Safety Unfunded Liability	79,824.00	78,925.00	90,368.00	0.00	90,368.00
50310 FICA/Medicare Tax - Employer's Share	21,387.67	20,608.00	20,270.00	0.00	20,270.00
50400 Employee Group Insurance	78,021.68	81,119.00	64,128.00	0.00	64,128.00
50500 Workers' Compensation Insurance	10,137.51	11,685.00	12,286.00	0.00	12,286.00
Total Salaries and Employee Benefits	815,998.49	826,909.00	872,198.00	0.00	872,198.00
<b>Services and Supplies</b>					
51100 Clothing and Personal Supplies	0.00	1,000.00	1,000.00	0.00	1,000.00
51200 Communications	266.76	367.00	351.00	0.00	351.00
51760 Maintenance - Programs	1,846.36	2,481.00	2,512.00	0.00	2,512.00
52300 Professional & Specialized Services	0.00	0.00	0.00	0.00	0.00
52860 Peace Officer Training	0.00	500.00	500.00	0.00	500.00
Total Services And Supplies	2,113.12	4,348.00	4,363.00	0.00	4,363.00
<b>A-87 Countywide Cost Allocation Plan</b>					
58900 A-87 Cost Allocation Plan	34,398.00	44,356.00	65,649.00	0.00	65,649.00
<b>TOTAL EXPENDITURES/APPROPRIATIONS</b>	<b>852,509.61</b>	<b>875,613.00</b>	<b>942,210.00</b>	<b>0.00</b>	<b>942,210.00</b>
<b>NET COST</b>	<b>215,693.61</b>	<b>238,797.00</b>	<b>305,394.00</b>	<b>(60,000.00)</b>	<b>245,394.00</b>
<b>Requested Increase or (Decrease) in General Fund Contribution</b>					<b>(60,000.00)</b>

## Budget Notes

### Department: 2211

1. Please provide comments regarding your Department's Requested Budget
  - Add additional rows as needed.
2. You may include additional documentation
  - If included please add your Department Name and number at the top of all supporting documentation

#### REVENUE

Add revenue line 45491 State 4750 PC - estimated revenue \$60,000.

#### EXPENDITURES

#### FIXED ASSETS

#### OTHER

#### BUDGET ANALYST NOTES

**24-25 EXPENDITURE DETAIL  
DEPARTMENT 2211**

	<b>Base Budget</b>	<b>Budget Changes</b>	<b>Requested Budget</b>
<b>WAGES AND BENEFITS</b>			
<b>Total</b>	<b>872,198.00</b>	<b>0.00</b>	<b>872,198.00</b>
<b>51100 CLOTHING PERSONAL SUPPLIES</b>			
Uniforms, ballistic vests, safety equipment	1,000.00	0.00	1,000.00
<b>Total</b>	<b>1,000.00</b>	<b>0.00</b>	<b>1,000.00</b>
<b>51200 COMMUNICATIONS</b>			
IT Telephone charges	351.00	0.00	351.00
<b>Total</b>	<b>351.00</b>	<b>0.00</b>	<b>351.00</b>
<b>51760 MAINTENANCE - PROGRAMS</b>			
IT Costs per Technology Cost Matrix	2,512.00	0.00	2,512.00
<b>Total</b>	<b>2,512.00</b>	<b>0.00</b>	<b>2,512.00</b>
<b>52860 PEACE OFFICER TRAINING</b>			
Court Security Staff Training	500.00	0.00	500.00
<b>Total</b>	<b>500.00</b>	<b>0.00</b>	<b>500.00</b>
<b>58900 A-87 COST ALLOCAITON PLAN</b>			
<b>Total</b>	<b>65,649.00</b>	<b>0.00</b>	<b>65,649.00</b>
<b>Combined Total</b>	<b>942,210.00</b>	<b>0.00</b>	<b>942,210.00</b>

**24-25 REVENUE DETAIL  
DEPARTMENT 2211**

	<b>Base Budget</b>	<b>Budget Changes</b>	<b>Requested Budget</b>
<b>460099 Local Revenue</b>			
AB118 Funding	636,816.00	0.00	636,816.00
<b>45491 State 4750 PC</b>			
	0.00	60,000.00	60,000.00
<b>Total</b>	<b>636,816.00</b>	<b>60,000.00</b>	<b>696,816.00</b>

DEPT #	DEPT	NAME	BARG UNIT	PERS CLASS	JOB TITLE	BASE PAY	LONGEVITY	EDUCATION / OTHER	WAGE INC SOMMA-3% DSA-3% SOA-3%	STEP INCREASE	LONGEVITY	EDUCATION / OTHER	BASE HOURS	FTE	UNIFORM	TOTAL	PERS NORMAL COST	24-25 PERS SAFETY PLAN UNFUNDED LIABILITY	FICA/MEDICARE	OTHER PAY	DEFERRED COMP	HEALTH INS 2024	25 Health Ins 10% Inc. (estimate)	TOTAL		
																									EDUCATION / OTHER	EDUCATION / OTHER
2211	Sheriff	Martin, J	SOMMU	CPO1	Captain	74.75	3.78	3.93	76.99		3.90	4.04	0.25	2080.00	520.00	43,769.48	300.04	44,069.52	12,039.79	10,646.22	642.27	225.03	150.02	6,786.00	7,125.30	74,898.15
2211	Sheriff-Bailiff	Rice, M	SOMMU	CPO1	Sheriff Sergeant (A)	56.16	5.84	3.10	57.85		6.01	3.19	1.00	2080.00	2080.00	138,217.91	1,200.16	139,418.07	38,089.02	2,029.39	540.02	600.08	27,144.00	28,501.20	242,858.09	
2211	Sheriff	Vacant	DSA	CPO3	Deputy Sheriff (I)	41.75			43.00			0.50	0.50	2080.00	1040.00	43,966.80		43,966.80	6,049.83	684.83	3,270.09	300.04			64,893.10	
2211	Sheriff-Bailiff	McElfish, L.	DSA	CPO1	Deputy Sheriff (A)	43.81	3.37	2.36	45.13		3.48	2.43	1.00	2080.00	2080.00	105,198.00	1,200.16	106,398.16	29,067.98	1,550.60	540.02			28,501.20	191,761.40	
2211	Sheriff-Bailiff	Crandell, C.	DSAPT	PT	Deputy Sheriff (B)	36.08		1.80	37.17		1.86	0.50	0.50	2080.00	1040.00	40,223.40		40,223.40	10,999.03	591.94	600.08			62,121.54		
2211	Sheriff-Bailiff	Abercrombie, K.	DSAXH	XH	Deputy Sheriff (B)	36.08			37.17		0.28	0.28	0.28	2080.00	575.00	21,179.90		21,179.90		1,620.26					22,800.17	
2211	Sheriff-Bailiff	Bargas, R.	DSAXH	XH	Deputy Sheriff (B)	36.08			37.17		0.28	0.28	0.28	2080.00	575.00	21,179.90		21,179.90		1,620.26					22,800.17	
2211	Sheriff-Bailiff	Blanc, L.	DSAXH	XH	Deputy Sheriff (B)	36.08			37.17		0.28	0.28	0.28	2080.00	575.00	21,179.90		21,179.90		1,620.26					22,800.17	
2211	Sheriff-Bailiff	Bowers, E.	DSAXH	XH	Deputy Sheriff (B)	36.08			37.17		0.28	0.28	0.28	2080.00	575.00	21,179.90		21,179.90		1,620.26					22,800.17	
2211	Sheriff-Bailiff	Campbell, C.	DSAXH	XH	Deputy Sheriff (B)	36.08			37.17		0.28	0.28	0.28	2080.00	575.00	21,179.90		21,179.90		1,620.26					22,800.17	
2211	Sheriff-Bailiff	Larson, E.	DSAXH	XH	Deputy Sheriff (B)	36.08			37.17		0.28	0.28	0.28	2080.00	575.00	21,179.90		21,179.90		1,620.26					22,800.17	
2211	Sheriff-Bailiff	Oulthon, J	DSAXH	XH	Deputy Sheriff (B)	36.08			37.17		0.28	0.28	0.28	2080.00	575.00	21,179.90		21,179.90		1,620.26					22,800.17	
2211	Sheriff-Bailiff	Vacant	DSAXH	XH	Deputy Sheriff (B)	36.08			37.17		0.28	0.28	0.28	2080.00	575.00	21,179.90		21,179.90		1,620.26					22,800.17	
2211	Sheriff-Bailiff	Korsgaard, R.	SOAXH	XH	Deputy Sheriff (B)	36.08			37.17		0.28	0.28	0.28	2080.00	575.00	21,179.90		21,179.90		1,620.26					22,800.17	
2211	Sheriff-Bailiff	Holiday Payoff (Sstn)				\$13,000.00								1.00	13,000.00		13,000.00	2,990.00	188.50					3,178.50		

Changes:

Total 574,995.00 2,700.00 564,695.00 99,226.00 90,368.00 20,270.00 5,175.00 1,050.00 61,074.00 64,128.00 844,912.00

Budget Unit: SHERIFF DISPATCH 2212  
Function: Public Protection  
Activity: Police Protection

DETAIL BY REVENUE CATEGORY AND EXPENDITURE OBJECT	ACTUAL 2022-2023	ADOPTED 2023-2024	BASE 2024-2025	CHANGES 2024-2025	REQUESTED 2024-2025
<b>Charges for Services</b>					
46780 Law Enforcement Services	607,645.39	537,825.00	537,825.00	43,200.00	581,025.00
46782 Indian Gaming - Public Safety	52,961.50	0.00	0.00	0.00	0.00
Total Charges for Services	660,606.89	537,825.00	537,825.00	43,200.00	581,025.00
<b>Other Revenues</b>					
47890 Miscellaneous Revenues	0.00	0.00	0.00	0.00	0.00
<b>TOTAL REVENUE</b>	<b>660,606.89</b>	<b>537,825.00</b>	<b>537,825.00</b>	<b>43,200.00</b>	<b>581,025.00</b>
<b>Salaries and Benefits</b>					
50100 Salaries and Wages	566,899.51	883,072.00	932,719.00	0.00	932,719.00
50102 Overtime	92,458.65	25,000.00	25,000.00	0.00	25,000.00
50104 Shift Time	9,443.25	3,600.00	3,600.00	0.00	3,600.00
50110 Standby	10.00	0.00	0.00	0.00	0.00
50200 Deferred Comp County Match	3,002.37	3,973.00	3,973.00	0.00	3,973.00
50300 Retirement - Employer's Share	57,294.76	99,320.00	104,149.00	0.00	104,149.00
50304 Retirement - PERS Misc. Unfunded Liability	129,970.00	139,791.00	157,731.00	0.00	157,731.00
50305 Retirement - PERS Safety Unfunded Liability	22,777.00	21,966.00	24,163.00	0.00	24,163.00
50310 FICA/Medicare Tax - Employer's Share	43,497.13	62,333.00	65,540.00	0.00	65,540.00
50400 Employee Group Insurance	112,939.00	185,671.00	202,016.00	0.00	202,016.00
50500 Workers' Compensation Insurance	84,433.18	97,325.00	102,324.00	0.00	102,324.00
Total Salaries and Employee Benefits	1,122,724.85	1,522,051.00	1,621,215.00	0.00	1,621,215.00
<b>Services and Supplies</b>					
51100 Clothing and Personal Supplies	498.04	2,000.00	2,000.00	0.00	2,000.00
51200 Communications	4,078.21	1,643.00	1,697.00	0.00	1,697.00
51700 Maintenance - Equipment	13,196.25	1,000.00	1,000.00	0.00	1,000.00
51760 Maintenance - Programs	4,220.04	5,819.00	7,266.00	0.00	7,266.00
52200 Office Expense	3,518.84	2,000.00	2,000.00	0.00	2,000.00
52211 G.S.A. Cost Allocation	1,385.00	4,470.00	7,710.00	0.00	7,710.00
52300 Professional & Specialized Services	143,392.91	53,500.00	53,500.00	0.00	53,500.00
52500 Rents, Leases - Equipment	431.13	400.00	400.00	0.00	400.00
52700 Minor Equipment	1,270.01	1,500.00	1,500.00	0.00	1,500.00
52860 Peace Officer Training	1,927.85	6,000.00	6,000.00	0.00	6,000.00
52870 Staff Training	(3,662.65)	10,000.00	10,000.00	0.00	10,000.00
53000 Utilities	0.00	7,000.00	7,000.00	0.00	7,000.00
Total Services And Supplies	170,255.63	95,332.00	100,073.00	0.00	100,073.00
<b>Capital (Fixed) Assets</b>					
56200 Fixed Assets - Equipment	47,461.50	0.00	0.00	0.00	0.00
<b>A-87 Countywide Cost Allocation Plan</b>					
58900 A-87 Cost Allocation Plan	24,915.00	263,218.00	441,484.00	0.00	441,484.00
<b>TOTAL EXPENDITURES/APPROPRIATIONS</b>	<b>1,365,356.98</b>	<b>1,880,601.00</b>	<b>2,162,772.00</b>	<b>0.00</b>	<b>2,162,772.00</b>
<b>NET COST</b>	<b>704,750.09</b>	<b>1,342,776.00</b>	<b>1,624,947.00</b>	<b>(43,200.00)</b>	<b>1,581,747.00</b>
<b>Requested Increase or (Decrease) in General Fund Contribution</b>					<b>(43,200.00)</b>



## Budget Notes

### Department: 2212

1. Please provide comments regarding your Department's Requested Budget
  - Add additional rows as needed.
2. You may include additional documentation
  - If included please add your Department Name and number at the top of all supporting documentation

#### REVENUE

Increase revenue for ALA to \$150,000 for FY 24-25.

#### EXPENDITURES

No changes

#### FIXED ASSETS

No changes

#### OTHER

No changes

#### BUDGET ANALYST NOTES

**24-25 EXPENDITURE DETAIL  
DEPARTMENT 2212**

	Base Budget	Budget Changes	Requested Budget
<b>WAGES AND BENEFITS</b>			
<b>Total</b>	<b>1,621,215.00</b>	<b>0.00</b>	<b>1,621,215.00</b>
<b>51100 CLOTHING AND PERSONAL SUPPLIES</b>			
Uniforms, headsets, etc	2,000.00	0.00	2,000.00
<b>Total</b>	<b>2,000.00</b>	<b>0.00</b>	<b>2,000.00</b>
<b>51200 COMMUNICATIONS</b>			
IT Telephone Charges, Command Phones	1,697.00	0.00	1,697.00
<b>Total</b>	<b>1,697.00</b>	<b>0.00</b>	<b>1,697.00</b>
<b>51700 MAINTENANCE-EQUIPMENT</b>			
Maintenance Computer, Printer, Radio, 911	1,000.00	0.00	1,000.00
<b>Total</b>	<b>1,000.00</b>	<b>0.00</b>	<b>1,000.00</b>
<b>51760 MAINTENANCE - PROGRAMS</b>			
IT Costs per Technology Cost Matrix	7,266.00	0.00	7,266.00
<b>Total</b>	<b>7,266.00</b>	<b>0.00</b>	<b>7,266.00</b>
<b>52200 OFFICE EXPENSE</b>			
GSA Charges, Supplies & Postage	100.00	0.00	100.00
Office Depot office supplies, paper, files, pens, folder	1,900.00	0.00	1,900.00
<b>Total</b>	<b>2,000.00</b>	<b>0.00</b>	<b>2,000.00</b>
<b>52211 GSA COST ALLOCATION</b>			
	7,710.00	0.00	7,710.00
<b>Total</b>	<b>7,710.00</b>	<b>0.00</b>	<b>7,710.00</b>
<b>52300 PROFESSIONAL &amp; SPECIALIZED SERVICES</b>			
Hiring - Background, psych, medical	0.00	0.00	0.00
RIMS, MDT, 911, Dispatch Services	0.00	0.00	0.00
<b>Total</b>	<b>53,500.00</b>	<b>0.00</b>	<b>53,500.00</b>
<b>52500 RENTS LEASES, EQUIPMENT</b>			
Copier	400.00	0.00	400.00
<b>Total</b>	<b>400.00</b>	<b>0.00</b>	<b>400.00</b>
<b>52700 MINOR EQUIPMENT</b>			
Dispatch specific equipment	1,500.00	0.00	1,500.00
<b>Total</b>	<b>1,500.00</b>	<b>0.00</b>	<b>1,500.00</b>
<b>52860 PEACE OFFICER TRAINING</b>			
Dispatch Lieutenant specific training, per diem, lodgir	6,000.00	0.00	6,000.00
<b>Total</b>	<b>6,000.00</b>	<b>0.00</b>	<b>6,000.00</b>

**24-25 EXPENDITURE DETAIL  
DEPARTMENT 2212**

	<b>Base Budget</b>	<b>Budget Changes</b>	<b>Requested Budget</b>
<b>52870 STAFF TRAINING</b>			
Dispatch specific training, per diem, lodging, tuition	10,000.00	0.00	10,000.00
<b>Total</b>	<b>10,000.00</b>	<b>0.00</b>	<b>10,000.00</b>
<b>53000 UTILITIES</b>			
Electricity, garbage, water	7,000.00	0.00	7,000.00
<b>Total</b>	<b>7,000.00</b>	<b>0.00</b>	<b>7,000.00</b>
<b>56200 FIXED ASSETS - EQUIPMENT</b>			
<b>Total</b>	<b>0.00</b>	<b>0.00</b>	<b>0.00</b>
<b>58900 A-87 COST ALLOCATION PLAN</b>			
<b>Total</b>	<b>441,484.00</b>	<b>0.00</b>	<b>441,484.00</b>
<b>Combined Total</b>	<b>2,162,772.00</b>	<b>0.00</b>	<b>2,162,772.00</b>

**24-25 REVENUE DETAIL  
DEPARTMENT 2212**

	<b>Base Budget</b>	<b>Budget Changes</b>	<b>Requested Budget</b>
<hr/>			
<b>46780 Law Enforcement Services</b>			
Cities portion of dispatch services	431,025.00	0.00	431,025.00
New for 19/20-Reimbursement from ALA for Dispatcher	106,800.00	43,200.00	150,000.00
<b>Total</b>	<b>537,825.00</b>	<b>43,200.00</b>	<b>581,025.00</b>

DEPT #	DEPT	NAME	BARG UNIT	PERS CLASS	JOB TITLE	BASE PAY	LONGEV EDUCATIO			STEP	WAGE INC	SOMA-3%			INCREAS	LONCEV	EDUCATIO	N OTHER	FTE	BASE	HOURS	FE UNITS	GROSS	UNIFORM	TOTAL	24-25 PERS NORMAL COST	24-25 PERS MISC PLAN UNFUNDED LIABILITY	24-25 PERS SAFETY PLAN UNFUNDED LIABILITY	FICA MEDICARE	OTHER PAY	DEFERRED COMP	HEALTH INS 5024	25 Health Ins 10% Inc. (estimate)	TOTAL		
							VITI	N OTHER	N OTHER			E	SOMA-3%	SOMA-3%																					SOMA-3%	
2212	Sheriff	Marin, J	SOMMU	CPO1	Captain	74.75	3.78	3.83	3.90	4.04	0.25	2080.00	520.00	43,769.48	300.04	44,069.52	12,039.79	10,646.22	10,646.22	1,203.79	15,285.93	7,729.70	16,043.38	79,605.60	7,729.70	16,043.38	13,516.62	10,646.22	642.27	225.03	150.02	6,786.00	7,125.30	74,898.15		
2212	Sheriff	Bellett, J	SOMMU	CPO1	Leutenant	61.49	3.11	3.23	3.37	3.49	0.37	2080.00	769.60	55,907.36	444.06	56,351.42	15,285.93	13,516.62	13,516.62	1,528.59	7,729.70	16,043.38	79,605.60	7,729.70	16,043.38	13,516.62	10,646.22	642.27	225.03	150.02	6,786.00	7,125.30	74,898.15			
2212	Sheriff-Dispatch	Paymer, N.	SOA	MIS3	Dispatcher-Lead	36.57	0.91	0.94	0.94	0.94	1.00	2080.00	2080.00	79,605.60	444.06	79,605.60	7,729.70	16,043.38	16,043.38	1,528.59	7,729.70	16,043.38	79,605.60	7,729.70	16,043.38	13,516.62	10,646.22	642.27	225.03	150.02	6,786.00	7,125.30	74,898.15			
2212	Sheriff-Dispatch	Ginsburg, J	SOA	MIS3	Dispatcher-Lead	36.57	0.91	0.94	0.94	0.94	1.00	2080.00	2080.00	79,605.60	444.06	79,605.60	7,729.70	16,043.38	16,043.38	1,528.59	7,729.70	16,043.38	79,605.60	7,729.70	16,043.38	13,516.62	10,646.22	642.27	225.03	150.02	6,786.00	7,125.30	74,898.15			
2212	Sheriff-Dispatch	Leon, Jo. (Tisher)	SOA	MIS3	Dispatcher-Lead	36.57	0.91	0.94	0.94	0.94	1.00	2080.00	2080.00	79,605.60	444.06	79,605.60	7,729.70	16,043.38	16,043.38	1,528.59	7,729.70	16,043.38	79,605.60	7,729.70	16,043.38	13,516.62	10,646.22	642.27	225.03	150.02	6,786.00	7,125.30	74,898.15			
2212	Sheriff-Dispatch	Curry, A.	SOA	MIS1	Dispatcher-Lead	36.57	1.85	1.91	1.91	1.91	1.00	2080.00	2080.00	77,664.00	444.06	77,664.00	7,541.17	15,652.08	15,652.08	1,528.59	7,541.17	15,652.08	77,664.00	7,541.17	15,652.08	13,516.62	10,646.22	642.27	225.03	150.02	6,786.00	7,125.30	74,898.15			
2212	Sheriff-Dispatch	Moreno, T.	SOA	MIS3	Dispatcher-EMD	33.15	0.79	0.81	0.81	0.81	1.00	2080.00	2080.00	70,377.60	444.06	70,377.60	6,833.66	14,183.61	14,183.61	1,528.59	6,833.66	14,183.61	70,377.60	6,833.66	14,183.61	13,516.62	10,646.22	642.27	225.03	150.02	6,786.00	7,125.30	74,898.15			
2212	Sheriff-Dispatch	Stalker, A.	SOA	MIS3	Dispatcher-EMD (train)	25.04	0.79	0.81	0.81	0.81	1.00	2080.00	2080.00	69,107.20	444.06	69,107.20	6,710.31	13,927.58	13,927.58	1,528.59	6,710.31	13,927.58	69,107.20	6,710.31	13,927.58	13,516.62	10,646.22	642.27	225.03	150.02	6,786.00	7,125.30	74,898.15			
2212	Sheriff-Dispatch	Rodney, S.	SOA	MIS3	Dispatcher-EMD (train)	25.04	0.79	0.81	0.81	0.81	1.00	2080.00	2080.00	69,107.20	444.06	69,107.20	6,710.31	13,927.58	13,927.58	1,528.59	6,710.31	13,927.58	69,107.20	6,710.31	13,927.58	13,516.62	10,646.22	642.27	225.03	150.02	6,786.00	7,125.30	74,898.15			
2212	Sheriff-Dispatch	Alarco-Flores, R.	SOA	MIS3	Dispatcher-EMD (train)	25.04	0.79	0.81	0.81	0.81	1.00	2080.00	2080.00	69,107.20	444.06	69,107.20	6,710.31	13,927.58	13,927.58	1,528.59	6,710.31	13,927.58	69,107.20	6,710.31	13,927.58	13,516.62	10,646.22	642.27	225.03	150.02	6,786.00	7,125.30	74,898.15			
2212	Sheriff-Dispatch	Durrett, H.	SOA	MIS1PT	Dispatcher-EMD	33.15	3.44	3.55	3.55	3.55	0.90	2080.00	1872.00	69,920.85	444.06	69,920.85	6,789.31	14,091.56	14,091.56	1,528.59	6,789.31	14,091.56	69,920.85	6,789.31	14,091.56	13,516.62	10,646.22	642.27	225.03	150.02	6,786.00	7,125.30	74,898.15			
2212	Sheriff-Dispatch	Camey, J.	SOAXH	XI	Dispatcher-EMD	33.15	3.44	3.55	3.55	3.55	0.33	2080.00	686.40	23,241.61	444.06	23,241.61	2,324.61	23,241.61	2,324.61	1,528.59	2,324.61	23,241.61	2,324.61	23,241.61	2,324.61	14,091.56	10,646.22	642.27	225.03	150.02	6,786.00	7,125.30	74,898.15			
2212	Sheriff-Dispatch	Shift Differential			PERS & MED ONLY	3,600.00						1.00	3,600.00		3,600.00	828.00								828.00												
2212	Sheriff-Dispatch	Overtime			MED ONLY	25,000.00						1.00	25,000.00		25,000.00																					
2212	Sheriff-Dispatch	Holiday Payoff (Safety)			3 @ 143	25,000.00						1.00	25,000.00		25,000.00																					
2212	Sheriff-Dispatch	Retiree Medical				429						12.00	5,148.00		5,148.00																					

Total 11.85 960,695.00 744.00 905,692.00 104,149.00 157,731.00 24,163.00 65,540.00 26,827.00 3,973.00 187,493.00 202,016.00 1,490,289.00

Budget Unit: NARCOTICS TASK FORCE 2213  
Function: Public Protection  
Activity: Police Protection

DETAIL BY REVENUE CATEGORY AND EXPENDITURE OBJECT	ACTUAL 2022-2023	ADOPTED 2023-2024	BASE 2024-2025	CHANGES 2024-2025	REQUESTED 2024-2025
<b>Intergovernmental Revenue</b>					
45240 State Aid Other	238,600.00	173,451.00	173,451.00	13,727.00	187,178.00
45630 Federal Other	68,465.18	0.00	0.00	0.00	0.00
Total Intergovernmental Revenue	307,065.18	173,451.00	173,451.00	13,727.00	187,178.00
<b>TOTAL REVENUE</b>	<b>307,065.18</b>	<b>173,451.00</b>	<b>173,451.00</b>	<b>13,727.00</b>	<b>187,178.00</b>
<b>Salaries and Benefits</b>					
50100 Salaries and Wages	65,332.97	65,640.00	68,097.00	(20,691.00)	47,406.00
50102 Overtime	22,884.06	0.00	0.00	0.00	0.00
50104 Shift Time	3.75	0.00	0.00	0.00	0.00
50200 Deferred Comp County Match	909.65	498.00	498.00	(198.00)	300.00
50300 Retirement - Employer's Share	8,003.11	7,134.00	8,358.00	(1,955.00)	6,403.00
50304 Retirement - PERS Misc. Unfunded Liability	3,868.00	3,617.00	4,057.00	(4,057.00)	0.00
50305 Retirement - PERS Safety Unfunded Liability	10,470.00	10,878.00	11,242.00	0.00	11,242.00
50310 FICA/Medicare Tax - Employer's Share	2,445.84	2,189.00	2,270.00	(1,583.00)	687.00
50400 Employee Group Insurance	12,597.10	5,299.00	5,713.00	(30.00)	5,683.00
50500 Workers' Compensation Insurance	123.66	143.00	150.00	0.00	150.00
Total Salaries and Employee Benefits	126,638.14	95,398.00	100,385.00	(28,514.00)	71,871.00
<b>Services and Supplies</b>					
51100 Clothing and Personal Supplies	6,905.67	1,500.00	1,500.00	0.00	1,500.00
51200 Communications	3,907.68	3,627.00	3,876.00	0.00	3,876.00
51760 Maintenance - Programs	2,724.24	3,503.00	4,652.00	0.00	4,652.00
52200 Office Expense	2,082.41	3,000.00	3,000.00	0.00	3,000.00
52211 G.S.A. Cost Allocation	2,570.00	4,606.00	7,608.00	0.00	7,608.00
52300 Professional & Specialized Services	41,949.61	15,000.00	15,000.00	0.00	15,000.00
52600 Rents, Leases - Buildings	50,075.22	36,960.00	36,960.00	42,240.00	79,200.00
52700 Minor Equipment	2,847.16	1,500.00	1,500.00	0.00	1,500.00
52860 Peace Officer Training	12,670.14	6,000.00	6,000.00	0.00	6,000.00
52900 G.S.A. and In-County Travel	48,715.44	15,000.00	15,000.00	0.00	15,000.00
Total Services And Supplies	174,447.57	90,696.00	95,096.00	42,240.00	137,336.00
<b>Capital (Fixed) Assets</b>					
56200 Fixed Assets - Equipment	8,550.00	0.00	0.00	0.00	0.00
<b>A-87 Countywide Cost Allocation Plan</b>					
58900 A-87 Cost Allocation Plan	21,852.00	(722.00)	12,365.00	0.00	12,365.00
<b>TOTAL EXPENDITURES/APPROPRIATIONS</b>	<b>331,487.71</b>	<b>185,372.00</b>	<b>207,846.00</b>	<b>13,726.00</b>	<b>221,572.00</b>
<b>NET COST</b>	<b>24,422.53</b>	<b>11,921.00</b>	<b>34,395.00</b>	<b>(1.00)</b>	<b>34,394.00</b>

**Requested Increase or (Decrease) in General Fund Contribution (1.00)**

## Budget Notes

### Department: 2213

1. Please provide comments regarding your Department's Requested Budget
  - Add additional rows as needed.
2. You may include additional documentation
  - If included please add your Department Name and number at the top of all supporting documentation

#### REVENUE

line 52600 to be increased by \$13,726.90 funds will come from ACCNET Operational Fund cash account 101354

#### EXPENDITURES

Increase expense line 52600 by \$42,240.00 for ACCNET Rent. \$28,513.10 to come from closed .33 Sheriff Service Tech position. \$13,726.90 will come from ACCNET Operational Fund cash account 101354

#### FIXED ASSETS

#### OTHER

Removed .33 FTE for Sheriff Service Tech. \$28,513.10 to be added to exp 52600

#### BUDGET ANALYST NOTES

**24-25 EXPENDITURE DETAIL  
DEPARTMENT 2213**

	Base Budget	Budget Changes	Requested Budget
<b>WAGES AND BEFEFITS</b>			
<b>Total</b>	<b>100,385.00</b>	<b>(28,514.00)</b>	<b>71,871.00</b>
<b>51100 CLOTHING AND PERSONAL SUPPLIES</b>			
Staff Uniforms, Safety Equipment and Gear	1,500.00	0.00	1,500.00
<b>Total</b>	<b>1,500.00</b>	<b>0.00</b>	<b>1,500.00</b>
<b>51200 COMMUNICATIONS</b>			
IT Telephone Charges	1,753.00	0.00	1,753.00
Phone for ACCNET agents	2,123.00	0.00	2,123.00
<b>Total</b>	<b>3,876.00</b>	<b>0.00</b>	<b>3,876.00</b>
<b>51760 MAINTENANCE - PROGRAMS</b>			
IT Costs per Technology Cost Matrix	4,652.00	0.00	4,652.00
<b>Total</b>	<b>4,652.00</b>	<b>0.00</b>	<b>4,652.00</b>
<b>52200 OFFICE EXPENSE</b>			
Office Depot office supplies, folders, pens, paper, pencils, gloves, packaging materials, bags, boxes, evidence processing supplies, etc	3,000.00	0.00	3,000.00
<b>Total</b>	<b>3,000.00</b>	<b>0.00</b>	<b>3,000.00</b>
<b>52211 GSA COST ALLOCATION</b>			
	7,608.00	0.00	7,608.00
<b>Total</b>	<b>7,608.00</b>	<b>0.00</b>	<b>7,608.00</b>
<b>52300 PROFESSIONAL &amp; SPECIALIZED SERVICES</b>			
Copy Machine Charges, Evidence Destruction, Tracker Fees, Contract Services, Search Warrant Fees, Expert Analysis	15,000.00	0.00	15,000.00
<b>Total</b>	<b>15,000.00</b>	<b>0.00</b>	<b>15,000.00</b>
<b>52600 RENTS, LEASES-BLDG</b>			
	36,960.00	42,240.00	79,200.00
<b>Total</b>	<b>36,960.00</b>	<b>42,240.00</b>	<b>79,200.00</b>
<b>52700 MINOR EQUIPMENT</b>			
Misc minor equipment as identified/needed	1,500.00	0.00	1,500.00
<b>Total</b>	<b>1,500.00</b>	<b>0.00</b>	<b>1,500.00</b>
<b>52860 TRAINING - 52860</b>			
Perishable skills training, supervisory training special skills training, tuition, per diem, travel, etc	6,000.00	0.00	6,000.00
<b>Total</b>	<b>6,000.00</b>	<b>0.00</b>	<b>6,000.00</b>



**24-25 EXPENDITURE DETAIL  
DEPARTMENT 2213**

	<b>Base Budget</b>	<b>Budget Changes</b>	<b>Requested Budget</b>
<b>52900 IN COUNTY TRAVEL</b>			
Vehicle rental and lease, maintenance, fuel	15,000.00	0.00	15,000.00
<b>Total</b>	<b>15,000.00</b>	<b>0.00</b>	<b>15,000.00</b>
<b>56200 FIXED ASSETS - EQUIPMENT</b>			
<b>Total</b>	<b>0.00</b>	<b>0.00</b>	<b>0.00</b>
<b>58900 A-87 COST ALLOCATION PLAN</b>			
<b>Total</b>	<b>12,365.00</b>	<b>0.00</b>	<b>12,365.00</b>
<b>Combined Total</b>	<b>207,846.00</b>	<b>13,726.00</b>	<b>221,572.00</b>

24-25 REVENUE DETAIL  
DEPARTMENT 2213

	<b>Base Budget</b>	<b>Budget Changes</b>	<b>Requested Budget</b>
<b>45240 State</b>			
AB118- Prop 30	173,451.00	13,727.00	187,178.00
<b>Total</b>	<b>173,451.00</b>	<b>13,727.00</b>	<b>187,178.00</b>

DEPT #	DEPT	NAME	BARG UNIT	PERS CLASS	JOB TITLE	BASE PAY	LONGEVITY	EDUCATION	WAGE INC		STEP INCREASE	LONGEVITY	EDUCATION	FTE	BASE HOURS	FTE UNITS	GROSS	TOTAL	24-25 PERS NORMAL COST	24-25 PERS MISC PLAN UNFUNDED LIABILITY	24-25 PERS SAFETY PLAN UNFUNDED LIABILITY	FICA/ MEDICARE	OTHER PAY	DEFERRE D COMP	HEALTH INS 2024	25 Health Ins 10% Inc. (estimate)	TOTAL
									DSA-3% SEIU-4%	OTHER																	
2213	Sheriff	Bueno, K.	DSA	CP03	Deputy Sheriff (I)	41.75	0.70	2.15	0.50	43.00	2.09	0.70	0.72	0.33	2080.00	686.40	20,129.52	46,536.00	6,403.35	11,242.07	11,242.07	687.39	870.09	300.04	5,412.00	5,682.60	71,721.54
2213	Sheriff-Narcotics	Gillaspie, A	GUJPT	MIS1	Sheriff's Serv Tech	27.84	0.70	0.72	0.33	28.95	0.70	0.72	0.33	2080.00	686.40	20,129.52	20,129.52	1,954.58	4,056.82	4,056.82	1,582.80	560.74	198.03	29.28	30.61	28,513.10	
Changes:																											
2213	Sheriff-Narcotics	Gillaspie, A	GUJPT	MIS1	Sheriff's Serv Tech	27.84	0.70	0.72	(0.33)	28.95	0.70	0.72	(0.33)	2080.00	(686.40)	(20,129.52)	(20,129.52)	(1,954.58)	(4,056.82)	(4,056.82)	(1,582.80)	(560.74)	(198.03)	29.28	(30.61)	(28,513.10)	
<b>Total</b>									<b>0.50</b>								<b>46,536.00</b>	<b>6,403.00</b>	<b>-</b>	<b>11,242.00</b>	<b>687.00</b>	<b>870.00</b>	<b>300.00</b>	<b>5,471.00</b>	<b>5,693.00</b>	<b>71,722.00</b>	

Budget Unit: JAIL 2310  
Function: Public Protection  
Activity: Detention/Correction

DETAIL BY REVENUE CATEGORY AND EXPENDITURE OBJECT	ACTUAL 2022-2023	ADOPTED 2023-2024	BASE 2024-2025	CHANGES 2024-2025	REQUESTED 2024-2025
<b>Intergovernmental Revenue</b>					
45240 State Aid Other	6,173.64	0.00	0.00	0.00	0.00
45242 State Aid - Public Safety P172	492,297.61	342,219.00	342,219.00	0.00	342,219.00
45630 Federal Other	0.00	1,500.00	1,500.00	0.00	1,500.00
45491 State 4750 PC		0.00	0.00	120,000.00	120,000.00
Total Intergovernmental Revenue	498,471.25	343,719.00	343,719.00	120,000.00	463,719.00
<b>Charges for Services</b>					
460099 Charges Co Local Revenue	18,163.16	14,400.00	14,400.00	0.00	14,400.00
46780 Law Enforcement Services	14,448.00	173,536.00	173,536.00	0.00	173,536.00
46781 Jackson Rancheria Indian Gam	241,136.00	241,136.00	241,136.00	0.00	241,136.00
46782 Indian Gaming - Public Safety	48,346.08	0.00	0.00	200,000.00	200,000.00
46788 Local Detention Facility	21,403.00	21,657.00	21,657.00	0.00	21,657.00
46796 BV Casino Charges	0.00	0.00	0.00	0.00	0.00
Total Charges for Services	343,496.24	450,729.00	450,729.00	200,000.00	650,729.00
<b>Other Revenues</b>					
47885 CCP Distribution	0.00	0.00	0.00	0.00	0.00
47890 Miscellaneous Revenues	5,167.76	0.00	0.00	200,000.00	200,000.00
Total Other Revenues	5,167.76	0.00	0.00	200,000.00	200,000.00
<b>TOTAL REVENUE</b>	<b>847,135.25</b>	<b>794,448.00</b>	<b>794,448.00</b>	<b>520,000.00</b>	<b>1,314,448.00</b>
<b>Salaries and Benefits</b>					
50100 Salaries and Wages	1,701,163.25	2,125,201.00	2,163,017.00	240,001.00	2,403,018.00
50102 Overtime	356,343.01	160,000.00	160,000.00	0.00	160,000.00
50104 Shift Time	24,452.32	19,000.00	19,000.00	0.00	19,000.00
50200 Deferred Comp County Match	6,151.99	5,401.00	4,801.00	0.00	4,801.00
50300 Retirement - Employer's Share	271,885.48	375,287.00	438,273.00	32,364.00	470,637.00
50304 Retirement - PERS Misc. Unfunded Liability	0.00	0.00	0.00	0.00	0.00
50305 Retirement - PERS Safety Unfunded Liability	489,823.00	492,023.00	514,144.00	56,819.00	570,963.00
50310 FICA/Medicare Tax - Employer's Share	32,619.66	31,091.00	32,364.00	3,480.00	35,844.00
50400 Employee Group Insurance	425,403.09	462,746.00	530,359.00	44,352.00	574,711.00
50500 Workers' Compensation Insurance	71,670.22	82,614.00	86,857.00	0.00	86,857.00
Total Salaries and Employee Benefits	3,379,512.02	3,753,363.00	3,948,815.00	377,016.00	4,325,831.00
<b>Services and Supplies</b>					
51100 Clothing and Personal Supplies	42,432.45	20,000.00	20,000.00	0.00	20,000.00
51200 Communications	3,811.09	3,378.00	3,581.00	0.00	3,581.00
51300 Food	338,203.33	341,000.00	341,000.00	10,230.00	351,230.00
51400 Household Expense	21,135.03	11,000.00	11,000.00	0.00	11,000.00
51700 Maintenance - Equipment	1,105.22	3,500.00	3,500.00	0.00	3,500.00
51760 Maintenance - Programs	9,115.52	11,792.00	12,418.00	0.00	12,418.00
51800 Maintenance - Bldgs & Structures	0.00	0.00	0.00	0.00	0.00
52200 Office Expense	6,332.02	6,500.00	6,500.00	0.00	6,500.00

Budget Unit: JAIL 2310  
Function: Public Protection  
Activity: Detention/Correction

DETAIL BY REVENUE CATEGORY AND EXPENDITURE OBJECT	ACTUAL 2022-2023	ADOPTED 2023-2024	BASE 2024-2025	CHANGES 2024-2025	REQUESTED 2024-2025
52211 G.S.A. Cost Allocation	4,941.00	9,468.00	13,115.00	0.00	13,115.00
52300 Professional & Specialized Services	189,070.17	33,084.00	33,084.00	0.00	33,084.00
52329 Training	92,388.69	52,413.00	52,413.00	0.00	52,413.00
52700 Minor Equipment	13,397.88	6,500.00	6,500.00	0.00	6,500.00
52900 G.S.A. and In-County Travel	88,092.78	64,000.00	64,000.00	0.00	64,000.00
53000 Utilities	230,219.75	251,500.00	251,500.00	0.00	251,500.00
Total Services And Supplies	1,040,244.93	814,135.00	818,611.00	10,230.00	828,841.00
<b>Capital (Fixed) Assets</b>					
56200 Fixed Assets - Equipment	68,274.45	0.00	0.00	0.00	0.00
<b>A-87 Countywide Cost Allocation Plan</b>					
58900 A-87 Cost Allocation Plan	480,365.00	329,454.00	544,721.00	0.00	544,721.00
<b>TOTAL EXPENDITURES/APPROPRIATIONS</b>	<b>4,968,396.40</b>	<b>4,896,952.00</b>	<b>5,312,147.00</b>	<b>387,246.00</b>	<b>5,699,393.00</b>
<b>NET COST</b>	<b>4,121,261.15</b>	<b>4,102,504.00</b>	<b>4,517,699.00</b>	<b>(132,754.00)</b>	<b>4,384,945.00</b>
<b>Requested Increase or (Decrease) in General Fund Contribution</b>					<b>(132,754.00)</b>

## Budget Notes

### Department: 2310

1. Please provide comments regarding your Department's Requested Budget
  - Add additional rows as needed.
2. You may include additional documentation
  - If included please add your Department Name and number at the top of all supporting documentation

#### REVENUE

Increase salary by \$400,000.00 for (4) new CO step A positions. \$200,000.00 will come from Rural Crime Trust Fund cash account 101226. \$200,000.00 will come from BV Casino Trust Fund cash account 101414

Add 45491 State 4750 pc and increase \$120,000.00 funds will come from State 4750 billing

#### EXPENDITURES

Increase salary by \$400,000.00 for (4) new CO step A positions. \$200,000.00 will come from Rural Crime Trust Fund cash account 101226. \$200,000.00 will come from BV Casino Trust Fund cash account 101414

Increase exp 51300 by 3% for inmate food, \$10,230.00 increased funds to come from GF

#### FIXED ASSETS

#### OTHER

#### BUDGET ANALYST NOTES

The BV Mitigation Funds intended to fund (2) vacant Correctional Officer position in FY 23/24 were not received. The cost of the (2) vacant CO positions that had been added in FY 22/23 based on BV funding have been removed from the budget although the positions themselves have been retained and remain available to the department should BV funding be restored, until then these positions will remain frozen.

7/24/23 - \$168,576 in revenue has been added to the Law Enforcement Services line to cover 70% of the NEW Corrections Captain position. **These funds have been designated to correctional officers per the MOU between the County and CHRS, section 4.**

**24-25 EXPENDITURE DETAIL  
DEPARTMENT 2310**

	Base Budget	Budget Changes	Requested Budget
<b>WAGES AND BENEFITS</b>			
<b>Total</b>	<b>3,948,815.00</b>	<b>377,016.00</b>	<b>4,325,831.00</b>
<b>51100 CLOTHING AND PERSONAL SUPPLIES</b>			
Staff Uniforms, Safety Equipment and Gear, Inmate Clothing, Shoes, Gloves, Towels, etc	20,000.00	0.00	20,000.00
<b>Total</b>	<b>20,000.00</b>	<b>0.00</b>	<b>20,000.00</b>
<b>51200 COMMUNICATIONS</b>			
IT Telephone Charges	3,581.00	0.00	3,581.00
<b>Total</b>	<b>3,581.00</b>	<b>0.00</b>	<b>3,581.00</b>
<b>51300 FOOD</b>			
Inmate Meals	341,000.00	10,230.00	351,230.00
<b>Total</b>	<b>341,000.00</b>	<b>10,230.00</b>	<b>351,230.00</b>
<b>51400 HOUSEHOLD SUPPLIES</b>			
Cleaners, Detergents, Cleaning Supplies, etc for jail maintenance	11,000.00	0.00	11,000.00
<b>Total</b>	<b>11,000.00</b>	<b>0.00</b>	<b>11,000.00</b>
<b>51700 MAINTENANCE EQUIPMENT</b>			
Maintenance Washers, Driers, Stoves, Refrigeration Unit, Other Misc. Equip.	3,500.00	0.00	3,500.00
<b>Total</b>	<b>3,500.00</b>	<b>0.00</b>	<b>3,500.00</b>
<b>51760 MAINTENANCE - PROGRAMS</b>			
IT Costs per Technology Cost Matrix	12,418.00	0.00	12,418.00
<b>Total</b>	<b>12,418.00</b>	<b>0.00</b>	<b>12,418.00</b>
<b>51800 MAINTENANCE - BUILDING</b>			
Maintain, Repair, upgrade Sheriff's Office facility, <b>Moved to Facilities</b>	0.00	0.00	0.00
<b>Total</b>	<b>0.00</b>	<b>0.00</b>	<b>0.00</b>
<b>52200 OFFICE EXPENSE</b>			
GSA Supplies & Postage Office Depot office supplies, folders, pens, paper, pencils, gloves, packaging materials, bags, boxes, etc			
<b>Total</b>	<b>6,500.00</b>	<b>0.00</b>	<b>6,500.00</b>

**24-25 EXPENDITURE DETAIL  
DEPARTMENT 2310**

	Base Budget	Budget Changes	Requested Budget
<b>52211 GSA COST ALLOCATION</b>			
	13,115.00	0.00	13,115.00
<b>Total</b>	<b>13,115.00</b>	<b>0.00</b>	<b>13,115.00</b>
<b>52300 PROFESSIONAL &amp; SPECIALIZED SERVICES</b>			
CO Testing, Hiring (background), medical, psych			
Pest Control			
Security Officer for medical in-custody			
RIMS, JMS and other contract services			
Legal Notices			
Shredding Services			
FexEx, UPS, Shipping Services			
<b>Total</b>	<b>33,084.00</b>	<b>0.00</b>	<b>33,084.00</b>
<b>52329 TRAINING</b>			
BSCC mandated training, perishable skills training, supervisory training , special skills training, ammunition, training aids, tuition, per diem, travel, etc.	52,413.00	0.00	52,413.00
<b>Total</b>	<b>52,413.00</b>	<b>0.00</b>	<b>52,413.00</b>
<b>52700 MINOR EQUIPMENT</b>			
Misc minor equipment as identified/needed	6,500.00	0.00	6,500.00
<b>Total</b>	<b>6,500.00</b>	<b>0.00</b>	<b>6,500.00</b>
<b>52900 IN-COUNTY TRAVEL</b>			
Vehicle leases, vehicle repairs, fuel, inmate transportation	64,000.00	0.00	64,000.00
<b>Total</b>	<b>64,000.00</b>	<b>0.00</b>	<b>64,000.00</b>
<b>53000 UTILITIES</b>			
Utilities for Sheriff's Office/Jail to include garbage, water, sewer, electrical	251,500.00	0.00	251,500.00
<b>Total</b>	<b>251,500.00</b>	<b>0.00</b>	<b>251,500.00</b>
<b>56200 FIXED ASSETS - EQUIPMENT</b>			
<b>Total</b>	<b>0.00</b>	<b>0.00</b>	<b>0.00</b>
<b>58900 A-87 COST ALLOCATION PLAN</b>			
<b>Total</b>	<b>544,721.00</b>	<b>0.00</b>	<b>544,721.00</b>
<b>Combined Total</b>	<b>5,312,147.00</b>	<b>387,246.00</b>	<b>5,699,393.00</b>



**24-25 REVENUE DETAIL  
DEPARTMENT 2310**

	Base Budget	Budget Changes	Requested Budget
<b>45242 Aid-Public Safety</b>			
Prop 172	342,219.00	0.00	342,219.00
<b>Total</b>	<b>342,219.00</b>	<b>0.00</b>	<b>342,219.00</b>
<b>45481 Correctional Officer Training</b>			
Training reimbursement	0.00	0.00	0.00
<b>Total</b>	<b>0.00</b>	<b>0.00</b>	<b>0.00</b>
<b>45491 State 4750 PC</b>			
State 4750 PC	0.00	120,000.00	120,000.00
<b>Total</b>	<b>0.00</b>	<b>120,000.00</b>	<b>120,000.00</b>
<b>45630 Federal Other</b>			
Federal Aid	1,500.00	0.00	1,500.00
<b>Total</b>	<b>1,500.00</b>	<b>0.00</b>	<b>1,500.00</b>
<b>460099 Local Revenue</b>			
AB118	14,400.00	0.00	14,400.00
<b>Total</b>	<b>14,400.00</b>	<b>0.00</b>	<b>14,400.00</b>
<b>46780 Law Enforcement Services</b>			
Reimbursement for custody services	173,536.00	0.00	173,536.00
<b>Total</b>	<b>173,536.00</b>	<b>0.00</b>	<b>173,536.00</b>
<b>46781 Indian Gaming</b>			
SDF/Tribal Contribution	241,136.00	0.00	241,136.00
<b>Total</b>	<b>241,136.00</b>	<b>0.00</b>	<b>241,136.00</b>
<b>46782 BV Casino</b>			
Reimbursement for BV Casino related inmates	0.00	200,000.00	200,000.00
<b>Total</b>	<b>0.00</b>	<b>200,000.00</b>	<b>200,000.00</b>
<b>46788 Local Detention Facility</b>			
State Jail allocation for city police department bookings	21,657.00	0.00	21,657.00
<b>Total</b>	<b>21,657.00</b>	<b>0.00</b>	<b>21,657.00</b>
<b>47885 CCP Distribution</b>			
Contribution to cover cost of Correction Officer 2 Step E	0.00	0.00	0.00
<b>Total</b>	<b>0.00</b>	<b>0.00</b>	<b>0.00</b>
<b>47890 Misc. Revenues</b>			
Transfer from Sheriff Trust Fund #101366	0.00	200,000.00	200,000.00
<b>Total</b>	<b>0.00</b>	<b>200,000.00</b>	<b>200,000.00</b>
<b>Combined Total</b>	<b>794,448.00</b>	<b>520,000.00</b>	<b>1,314,448.00</b>

DEPT #	DEPT	NAME	BARG UNIT	PERS CLAS	JOB TITLE	BASE PAY	LONG VTY	EDUC ATION	WAGE INC SOMMA-3% SOA-3%	STEP INCR	EDUCA TION	FTE	BASE HOURS	FTE UNITS	GROSS UNIFORM	TOTAL	PERS UNFUNDE D LIABILITY	MISC UNFUNDE D LIABILITY	SAFETY PLAN UNFUNDE D LIABILITY	24-25 PERS UNFUNDE D LIABILITY	24-25 PERS UNFUNDE D LIABILITY	FICA/ MEDICAR E	OTHER PAY	DEFERRE D COMP	HEALTH INS 2024 (estimate)	25 Health Ins (10% Inc. estimate)	TOTAL	
2310	Sheriff-Jail	Stone, A.	SOMM	CPO1	Corr Captain	61.49	6.39	3.39	63.33	66.50	6.91	3.67	1.00	2080.00	2080.00	152,825.23	36,919.20	2,229.02	900.12	600.08	21,576.00	22,854.80	251,278.25					
2310	Sheriff-Jail	Davis, C.	SOMM	CPO1	Corr Lieutenant	44.68	2.26		46.32	46.91	2.38	2.45	1.00	2080.00	2080.00	104,721.68	25,298.44	1,511.52	900.12	600.08	29,592.00	31,071.60	192,733.39					
2310	Sheriff-Jail	Henderson, P	SOA	CPO1	Corr Sergeant	42.04	3.24		43.31	43.31	3.33	3.33	1.00	2080.00	2080.00	97,346.10	26,594.96	1,411.52	600.08	600.08	27,144.00	28,501.20	177,970.52					
2310	Sheriff-Jail	McCarty, C	SOA	CPO1	Corr Sergeant	42.04	3.24		43.31	43.31	3.33	3.33	1.00	2080.00	2080.00	97,346.10	26,594.96	1,411.52	600.08	600.08	27,144.00	28,501.20	177,970.52					
2310	Sheriff-Jail	Place, A	SOA	CPO1	Corr Sergeant	42.04	4.37		43.31	43.31	4.50	4.50	1.00	2080.00	2080.00	98,547.36	27,251.02	1,446.34	600.08	600.08	29,592.00	31,071.60	184,213.36					
2310	Sheriff-Jail	Stewart, C	SOA	CPO3	Corr Sergeant	42.04	2.13		43.31	43.31	2.19	2.19	1.00	2080.00	2080.00	93,791.84	12,905.76	1,377.38	1,200.16	600.08	21,576.00	22,854.80	155,188.06					
2310	Sheriff-Jail	Holsten, C	SOA	CPO1	Corr Sergeant	42.04	2.13		43.31	43.31	2.19	2.19	1.00	2080.00	2080.00	94,613.59	25,848.43	1,371.90	1,200.16	600.08	29,592.00	31,071.60	176,362.15					
2310	Sheriff-Jail	Nicholson, D	SOA	CPO3	Corr Sergeant	42.04	1.05		43.31	43.31	1.08	1.08	1.00	2080.00	2080.00	92,723.84	25,332.15	1,361.70	1,200.16	600.08	29,592.00	31,071.60	174,089.68					
2310	Sheriff-Jail	Carroll, A.	SOA	CPO2	Corr Sergeant	38.14	2.94		36.09	41.25	2.78	3.18	1.00	2080.00	2080.00	87,017.24	20,013.97	1,201.44	1,200.16	600.08	27,144.00	28,501.20	150,743.08					
2310	Sheriff-Jail	Allen, P.	SOA	CPO1	Corr Officer II	36.09	2.78		37.17	37.17	2.86	2.86	1.00	2080.00	2080.00	83,722.48	20,872.98	1,213.98	1,200.16	600.08	27,144.00	28,501.20	157,136.22					
2310	Sheriff-Jail	Boscarino, V	SOA	CPO3	Corr Officer II	31.17			32.11	33.71			1.00	2080.00	2080.00	67,211.20	15,458.58	991.96	1,200.16	600.08	21,576.00	22,854.80	123,753.44					
2310	Sheriff-Jail	Broussard, G	SOA	CPO3	Corr Officer I	34.37			35.40	37.17			1.00	2080.00	2080.00	75,238.40	10,352.80	1,100.56	1,200.16	600.08	21,576.00	22,854.80	128,730.46					
2310	Sheriff-Jail	Broussard, G	SOA	CPO1	Corr Officer I	32.53			33.50	33.50			1.00	2080.00	2080.00	68,899.26	19,096.48	1,100.56	1,200.16	600.08	21,576.00	22,854.80	112,982.55					
2310	Sheriff-Jail	Campbell, R.	SOA	CPO3	Corr Officer I	29.50			30.38	31.90			1.00	2080.00	2080.00	63,235.20	8,701.16	954.31	1,200.16	600.08	29,592.00	31,071.60	120,418.66					
2310	Sheriff-Jail	Fornest, M.	SOA	CPO3	Corr Officer II	32.73			33.71	35.40			1.00	2080.00	2080.00	71,652.80	9,859.43	1,056.37	1,200.16	600.08	29,592.00	31,071.60	112,443.68					
2310	Sheriff-Jail	Gillis, C.	SOA	CPO3	Corr Officer I	30.98			31.90	33.50			1.00	2080.00	2080.00	66,403.20	9,137.08	980.25	1,200.16	600.08	29,592.00	31,071.60	104,850.23					
2310	Sheriff-Jail	Vacant	SOA	CPO3	Corr Officer I	28.10			28.94	30.38			1.00	2080.00	2080.00	59,657.60	8,208.89	882.44	1,200.16	600.08	29,592.00	31,071.60	95,726.24					
2310	Sheriff-Jail	Linzmeier, J	SOA	CPO3	Corr Officer II	31.17			32.11	33.71			1.00	2080.00	2080.00	61,040.00	8,399.10	1,025.00	1,200.16	600.08	29,592.00	31,071.60	95,726.24					
2310	Sheriff-Jail	Mantz, A (Baker)	SOA	CPO3	Corr Officer II	32.73			33.71	35.40			1.00	2080.00	2080.00	67,723.20	9,318.71	1,025.00	1,200.16	600.08	29,592.00	31,071.60	118,256.69					
2310	Sheriff-Jail	Richerson, K.	SOA	CPO3	Corr Officer I	28.10			28.94	30.38			1.00	2080.00	2080.00	69,489.60	9,561.77	1,025.00	1,200.16	600.08	29,592.00	31,071.60	120,718.48					
2210	Sheriff-Jail	Rivas, A.	SOA	CPO3	Corr Officer I	30.98			31.90	33.50			1.00	2080.00	2080.00	60,003.20	8,256.44	957.05	6,000.16	600.08	21,576.00	22,854.80	89,712.29					
2310	Sheriff-Jail	Steck, C.	SOA	CPO3	Corr Officer I	28.10			28.94	30.38			1.00	2080.00	2080.00	69,583.72	9,574.72	1,034.20	1,740.18	600.08	29,592.00	31,071.60	110,107.91					
2310	Sheriff-Jail	Stock, B.	SOA	CPO3	Corr Officer I	28.10			28.94	30.38			1.00	2080.00	2080.00	61,040.00	8,399.10	1,025.00	1,200.16	600.08	29,592.00	31,071.60	97,375.66					
2310	Sheriff-Jail	Stock, B.	SOA	CPO3	Corr Officer I	28.10			28.94	30.38			1.00	2080.00	2080.00	65,770.40	9,050.01	1,025.00	1,200.16	600.08	29,592.00	31,071.60	103,968.31					
2310	Sheriff-Jail	Stone, E.	SOA	CPO3	Corr Officer I	28.10			28.94	30.38			1.00	2080.00	2080.00	59,657.60	8,208.89	882.44	1,200.16	600.08	29,592.00	31,071.60	95,449.04					
2310	Sheriff-Jail	Ward, E	SOA	CPO3	Corr Officer II	36.09	0.90		37.17	37.17	0.93		1.00	2080.00	2080.00	78,537.96	10,806.82	1,156.20	1,200.16	600.08	29,592.00	31,071.60	133,929.06					
2310	Sheriff-Jail	Vacant	SOA	CPO3	Corr Officer I	28.10			28.94	28.94			1.00	2080.00	2080.00	59,657.60	8,208.89	882.44	1,200.16	600.08	29,592.00	31,071.60	95,726.24					
2310	Sheriff-Jail	Vacant	SOA	CPO3	Corr Officer I	28.10			28.94	28.94			1.00	2080.00	2080.00	59,657.60	8,208.89	882.44	1,200.16	600.08	29,592.00	31,071.60	95,449.04					
2310	Sheriff-Jail	Vacant-Frozen	SOA	CPO3	Corr Officer I	28.10			28.94	28.94			1.00	2080.00	2080.00	59,657.60	8,208.89	882.44	1,200.16	600.08	29,592.00	31,071.60	95,449.04					
2310	Sheriff-Jail	Vacant-Frozen	SOA	CPO3	Corr Officer I	28.10			28.94	28.94			1.00	2080.00	2080.00	59,657.60	8,208.89	882.44	1,200.16	600.08	29,592.00	31,071.60	95,449.04					
2310	Sheriff-Jail	Shift Differential			PERS & MED ON	19,000.00							1.00	19,000.00			5,190.80									5,466.30		
2310	Sheriff-Jail	Overtime			MED ONLY	160,000.00							1.00	160,000.00			11,500.00										0.00	
2310	Sheriff-Jail	Holiday Payoff (Safety)				50,000.00							1.00	50,000.00			725.00										8,590.00	
2310	Sheriff-Jail	Retiree Medical				5 @ \$143,715.00							12.00	8,580.00			0.00										8,580.00	
2310	Sheriff-Jail	New	SOA	CPO3	Corr Officer I	26.76			26.94	26.94			1.00	2080.00	2080.00	58,800.00	8,090.88	870.00	1,200.16	600.08	29,592.00	31,071.60	94,253.82					
2310	Sheriff-Jail	New	SOA	CPO3	Corr Officer I	26.76			26.94	26.94			1.00	2080.00	2080.00	58,800.00	8,090.88	870.00	1,200.16	600.08	29,592.00	31,071.60	94,253.82					
2310	Sheriff-Jail	New	SOA	CPO3	Corr Officer I	26.76			26.94	26.94			1.00	2080.00	2080.00	58,800.00	8,090.88	870.00	1,200.16	600.08	29,592.00	31,071.60	94,253.82					
2310	Sheriff-Jail	New	SOA	CPO3	Corr Officer I	26.76			26.94	26.94			1.00	2080.00	2080.00	58,800.00	8,090.88	870.00	1,200.16	600.08	29,592.00	31,071.60	94,253.82					
Positions Temporarily Frozen but Retained in the Budget Pending Receipt of FY 23/24 BV Funding																												
2310	Sheriff-Jail	Vacant-Frozen	SOA	CPO3	Corr Officer I	28.10			28.94	28.94			1.00	2080.00	2080.00	59,657.60	8,208.89	882.44	1,200.16	600.08	29,592.00	31,071.60	95,449.04					
2310	Sheriff-Jail	Vacant-Frozen	SOA	CPO3	Corr Officer I	28.10			28.94	28.94			1.00	2080.00	2080.00	59,657.60	8,208.89	882.44	1,200.16	600.08	29,592.00	31,071.60	95,449.04					
Retain (2) CO Positions in Department pending the restoration of BV funding																												
													33.00	2,590,613.00	10,441.00	2,363,474.00	470,637.00	0.00	570,983.00	35,844.00	39,544.00	4,801.00	539,172.00	574,711.00	4,069,974.00			

# AMADOR COUNTY HUMAN RESOURCES

## REQUEST FOR POSITION TO BE ADDED OR RECLASSIFIED

**\*\*MUST COMPLETE ALL THREE (3) PAGES\*\***

DATE:  
3/28/2024

DEPARTMENT:  
2310

BUDGET NUMBER:

DEPARTMENT HEAD NAME:  
Gary Redman

DEPARTMENT HEAD TITLE:  
Sheriff

RECLASSIFICATION  ADD NEW POSITION  EFFECTIVE DATE: 7/1/2024

CURRENT CLASSIFICATION:

N/A

TITLE OF PROPOSED CLASSIFICATION:  
Correctional Officer Step A

NAME OF EMPLOYEE:  
N/A

PROPOSED SALARY:  
\$94,253.82

(in some cases a salary survey may be required)

PROPOSED RANGE:  
A

### REASON FOR THE NEW POSITION TO BE ADDED OR RECLASSIFIED

**The following information is required for all reclassifications and new position requests:**

Significant and permanent changes in the assigned responsibilities

Permanent increased workload – reason for increase \_\_\_\_\_

Change in level of supervision received and/or exercised

Department reorganization

Other Additional Correctional Officer

Please describe the reason for the request, providing additional details about the selection(s) above (e.g. describe reason for reorganization and/or increased workload):

We are requesting to add additional Correctional Officer 1 at Step A

**REQUEST FOR POSITION TO BE ADDED OR RECLASSIFIED**

Do you have other classifications with similar level duties as the proposed reclassification or position you wish to add? If so, have you considered redistributing the duties?

N/A

---

---

---

---

---

---

Please explain what evaluations have been performed to justify this request?

N/A

---

---

---

---

---

---

Essential duties of the position to be added or reclassified. Please include the most important and frequently performed duties:

Please see the attached job classification for Correctional Officer I

---

---

---

---

---

---

---

---

---


---

**REQUEST FOR POSITION TO BE ADDED OR RECLASSIFIED**

**ATTACHMENTS**

- Prior job description
- Revised job description
- Proposed new job description
- Organizational Chart
- Other

Requestor Signature:



Director of Human Resources Signature:

**HUMAN RESOURCES USE ONLY**

Date Received: \_\_\_\_\_

- Accepted     Rejected

Recommendation:

- Approve     Deny

Comments:

\_\_\_\_\_  
\_\_\_\_\_  
\_\_\_\_\_  
\_\_\_\_\_

Budget Analyst/Director Copy  Yes     No

Budget Year \_\_\_\_\_

Budget Unit: JAIL HEALTH SERVICES 2311  
Function: Public Protection  
Activity: Detention/Correction

DETAIL BY REVENUE CATEGORY AND EXPENDITURE OBJECT	ACTUAL 2022-2023	ADOPTED 2023-2024	BASE 2024-2025	CHANGES 2024-2025	REQUESTED 2024-2025
<b>Intergovernmental Revenue</b>					
45163 State Realignment Health	876,073.92	1,078,067.00	1,079,727.00	193,292.00	1,273,019.00
<b>Charges for Services</b>					
460099 Charges Co Local Revenue	202,240.00	0.00	0.00	0.00	0.00
<b>TOTAL REVENUE</b>	<b>1,078,313.92</b>	<b>1,078,067.00</b>	<b>1,079,727.00</b>	<b>193,292.00</b>	<b>1,273,019.00</b>
<b>Services and Supplies</b>					
51903 Inmate Medical Care	1,074,609.27	1,076,680.00	1,076,680.00	193,292.00	1,269,972.00
<b>A-87 Countywide Cost Allocation Plan</b>					
58900 A-87 Cost Allocation Plan	1,634.00	1,387.00	3,047.00	0.00	3,047.00
<b>TOTAL EXPENDITURES/APPROPRIATIONS</b>	<b>1,076,243.27</b>	<b>1,078,067.00</b>	<b>1,079,727.00</b>	<b>193,292.00</b>	<b>1,273,019.00</b>
<b>NET COST</b>	<b>(2,070.65)</b>	<b>0.00</b>	<b>0.00</b>	<b>0.00</b>	<b>0.00</b>
<b>Net County Cost to Health Trust</b>					<b>0.00</b>

Health Fund # 11800

## Budget Notes

### Department: 2311

1. Please provide comments regarding your Department's Requested Budget
  - Add additional rows as needed.
2. You may include additional documentation
  - If included please add your Department Name and number at the top of all supporting documentation

#### REVENUE

Increase to 45163 by \$257,085.96

#### EXPENDITURES

Increase to 51903 Jail Medical by \$257,085.96

#### FIXED ASSETS

#### OTHER

#### BUDGET ANALYST NOTES

4/8/24 Department Meeting Notes: Chuck agreed to change our payment structure with WellPath to pay the annual cost in full, which will save the County 5% or \$66,841 in FY 24-25.

**23-24 EXPENDITURE DETAIL  
DEPARTMENT 2311**

	<b>Base Budget</b>	<b>Budget Changes</b>	<b>Requested Budget</b>
<b>51903 INMATE MEDICAL CARE</b>			
<hr/>			
Medical/Dental/Medication costs for inmates 7.4%			
CPI increase	1,076,680.00	193,292.00	1,269,972.00
<b>Total</b>	<b>1,076,680.00</b>	<b>193,292.00</b>	<b>1,269,972.00</b>



**23-24 REVENUE DETAIL  
DEPARTMENT 2311**

	<b>Base Budget</b>	<b>Budget Changes</b>	<b>Requested Budget</b>
<b>45163 State Realign Health</b>			
State Realignment Health Trust	1,079,727.00	193,292.00	1,273,019.00
<b>Total</b>	<b>1,079,727.00</b>	<b>193,292.00</b>	<b>1,273,019.00</b>

Budget Unit: PROBATION 2350  
Function: Public Protection  
Activity: Detention/Correction

DETAIL BY REVENUE CATEGORY AND EXPENDITURE OBJECT	ACTUAL 2022-2023	ADOPTED 2023-2024	BASE 2024-2025	CHANGES 2024-2025	REQUESTED 2024-2025
<b>Fines, Forfeitures, and Penalties</b>					
43221 Probation Fees	0.00	0.00	0.00	0.00	0.00
<b>Intergovernmental Revenue</b>					
45242 State Aid - Public Safety P172	258,199.98	179,460.00	179,460.00	0.00	179,460.00
45243 Realignment Backfill COVID	0.00	0.00	0.00	0.00	0.00
45479 AB 1869 Criminal Fees	15,000.00	63,000.00	63,000.00	1,600.00	64,600.00
45481 STC Training Reimburse	9,480.00	9,480.00	9,480.00	0.00	9,480.00
45491 State 4750 PC	0.00	1,000.00	1,000.00	(1,000.00)	0.00
45520 Federal Public Assist. Adm.	0.00	0.00	0.00	0.00	0.00
45630 Federal Other	4,656.47	610.00	610.00	1,090.00	1,700.00
Total Intergovernmental Revenue	287,336.45	253,550.00	253,550.00	1,690.00	255,240.00
<b>Charges for Services</b>					
46009 Charges for Services	103,227.76	125,700.00	125,700.00	13,800.00	139,500.00
460099 Charges Co Local Revenue	630,778.34	682,838.00	682,838.00	157,158.00	839,996.00
46781 Jackson Rancheria Indian Gam	263,749.00	290,771.00	290,771.00	0.00	290,771.00
46782 Indian Gaming - Public Safety	17,998.93	63,000.00	63,000.00	(63,000.00)	0.00
Total Charges for Services	1,015,754.03	1,162,309.00	1,162,309.00	107,958.00	1,270,267.00
<b>Other Revenues</b>					
47890 Miscellaneous Revenues	6,519.25	16,000.00	16,000.00	(11,000.00)	5,000.00
<b>TOTAL REVENUE</b>	<b>1,309,609.73</b>	<b>1,431,859.00</b>	<b>1,431,859.00</b>	<b>98,648.00</b>	<b>1,530,507.00</b>
<b>Salaries and Benefits</b>					
50100 Salaries and Wages	1,417,534.66	1,528,129.00	1,564,913.00	0.00	1,564,913.00
50102 Overtime	17,902.51	10,000.00	15,000.00	0.00	15,000.00
50110 Standby	19,974.00	21,000.00	21,000.00	0.00	21,000.00
50200 Deferred Comp County Match	6,536.64	7,201.00	7,801.00	0.00	7,801.00
50300 Retirement - Employer's Share	239,679.95	287,247.00	321,884.00	0.00	321,884.00
50304 Retirement - PERS Misc. Unfunded Liability	48,198.00	43,016.00	50,154.00	0.00	50,154.00
50305 Retirement - PERS Safety Unfunded Liability	282,899.00	300,200.00	305,015.00	0.00	305,015.00
50310 FICA/Medicare Tax - Employer's Share	33,579.69	38,350.00	39,781.00	0.00	39,781.00
50400 Employee Group Insurance	208,832.22	196,161.00	202,064.00	0.00	202,064.00
50500 Workers' Compensation Insurance	22,963.93	26,470.00	27,830.00	0.00	27,830.00
Total Salaries and Employee Benefits	2,298,100.60	2,457,774.00	2,555,442.00	0.00	2,555,442.00
<b>Services and Supplies</b>					
51100 Clothing and Personal Supplies	595.24	300.00	300.00	500.00	800.00
51200 Communications	6,260.33	6,631.00	6,550.00	230.00	6,780.00
51700 Maintenance - Equipment	87,578.34	86,778.00	86,778.00	5,271.00	92,049.00
51760 Maintenance - Programs	9,349.68	10,343.00	11,245.00	0.00	11,245.00
51800 Maintenance - Bldgs & Structures	1,318.20	1,080.00	1,080.00	100.00	1,180.00
52000 Memberships	2,201.03	1,700.00	1,700.00	675.00	2,375.00

Budget Unit: PROBATION 2350  
Function: Public Protection  
Activity: Detention/Correction

DETAIL BY REVENUE CATEGORY AND EXPENDITURE OBJECT	ACTUAL 2022-2023	ADOPTED 2023-2024	BASE 2024-2025	CHANGES 2024-2025	REQUESTED 2024-2025
52200 Office Expense	5,758.74	6,776.00	6,776.00	(102.00)	6,674.00
52211 G.S.A. Cost Allocation	4,741.00	8,570.00	9,215.00	0.00	9,215.00
52300 Professional & Specialized Services	78,285.94	129,800.00	129,800.00	11,000.00	140,800.00
52330 Detention of Minors	145,103.09	105,876.00	105,876.00	51,244.00	157,120.00
52334 Juvenile Justice Commission	0.00	300.00	300.00	0.00	300.00
52335 Training - STC	47,335.67	45,600.00	45,600.00	10,500.00	56,100.00
52339 Domestic Violence Council	0.00	150.00	150.00	(150.00)	0.00
52385 Drug/Alcohol Testing	16,109.30	15,000.00	15,000.00	0.00	15,000.00
52400 Publications & Legal Notices	0.00	0.00	0.00	500.00	500.00
52436 Delinquency Prevention	23,660.80	19,000.00	19,000.00	0.00	19,000.00
52500 Rents, Leases - Equipment	7,199.12	11,700.00	11,700.00	0.00	11,700.00
52600 Rents, Leases - Buildings	4,152.00	4,152.00	4,152.00	0.00	4,152.00
52700 Minor Equipment	25,067.87	28,500.00	28,500.00	(1,000.00)	27,500.00
52800 Special Departmental Expense	12,864.30	18,570.00	18,570.00	16,080.00	34,650.00
52870 Staff Training	396.00	1,000.00	1,000.00	0.00	1,000.00
52900 G.S.A. and In-County Travel	28,925.10	31,200.00	31,200.00	1,200.00	32,400.00
52910 Meetings and Conventions	2,551.01	5,800.00	5,800.00	0.00	5,800.00
53000 Utilities	16,657.25	17,600.00	17,600.00	2,600.00	20,200.00
54600 Judgements & Damages	0.00	0.00	0.00	0.00	0.00
<b>Total Services And Supplies</b>	<b>526,110.01</b>	<b>556,426.00</b>	<b>557,892.00</b>	<b>98,648.00</b>	<b>656,540.00</b>
<b>Capital (Fixed) Assets</b>					
56200 Fixed Assets - Equipment	9,022.12	65,000.00	0.00	0.00	0.00
<b>A-87 Countywide Cost Allocation Plan</b>					
58900 A-87 Cost Allocation Plan	261,847.00	239,722.00	170,101.00	0.00	170,101.00
<b>TOTAL EXPENDITURES/APPROPRIATIONS</b>	<b>3,095,079.73</b>	<b>3,318,922.00</b>	<b>3,283,435.00</b>	<b>98,648.00</b>	<b>3,382,083.00</b>
<b>NET COST</b>	<b>1,785,470.00</b>	<b>1,887,063.00</b>	<b>1,851,576.00</b>	<b>0.00</b>	<b>1,851,576.00</b>
<b>Requested Increase or (Decrease) in General Fund Contribution</b>					<b>0.00</b>

## Budget Notes

**Department: 2350**

1. Please provide comments regarding your Department's Requested Budget
  - Add additional rows as needed.
2. You may include additional documentation
  - If included please add your Department Name and number at the top of all supporting documentation

<b>REVENUE</b>
<b>EXPENDITURES</b>
<b>FIXED ASSETS</b>
<b>OTHER</b>
<b>BUDGET ANALYST NOTES</b>

**24-25 EXPENDITURE DETAIL  
DEPARTMENT 2350**

	Base Budget	Budget Changes	Requested Budget
<b>WAGES AND BENEFITS</b>			
<b>Total</b>	<b>2,555,442.00</b>	<b>0.00</b>	<b>2,555,442.00</b>
<b>51100 CLOTHING AND PERSONAL SUPPLIES (INITIAL UNIFORM COSTS)</b>			
1 Legal Secretary New Hire	300.00	500.00	800.00
<b>Total</b>	<b>300.00</b>	<b>500.00</b>	<b>800.00</b>
<b>51200 COMMUNICATIONS</b>			
AT&T 3 CalNet Accounts - \$70/month	850.00	230.00	1,080.00
IT Charges (per IT)	4,200.00	0.00	4,200.00
Language Line Services - \$1,500.00	1,500.00	0.00	1,500.00
<b>Total</b>	<b>6,550.00</b>	<b>230.00</b>	<b>6,780.00</b>
<b>51700 MAINTENANCE-EQUIPMENT</b>			
Misc. Equipment Maintenance	500.00	0.00	500.00
Signal Service: \$362.00 per quarter	1,450.00	350.00	1,800.00
Karpel Case Management	4,050.00	570.00	4,620.00
<b>SB678: (Automon 5% increase each module/yr)</b>	15,300.00	(232.00)	15,068.00
Ce Assessments and SRF	\$ 9,430.00		
RIMS Annual Fee	\$ 1,550.00		
Annual CE Drug Testing	\$ 2,139.00		
1/3 of NCCD's JAIS/CAIS	\$ 1,949.00		
<b>YOBG-Case Management System &amp; Kiosk Annual</b>	65,478.00	2,634.00	68,112.00
Annual CE Maintenance Fee	\$ 56,853.00		
Annual Kiosk Maintenance Fee	\$ 9,310.00		
1/3 of NCCD's JAIS/CAIS	\$ 1,949.00		
<b>SB 129 Pre-Trial Services</b>			
1/3 of NCCD's JAIS/CAIS	\$ 1,949.00	0.00	1,949.00
<b>Total</b>	<b>86,778.00</b>	<b>5,271.00</b>	<b>92,049.00</b>
<b>51760 MAINTENANCE - PROGRAMS</b>			
IT Costs per Technology Cost Matrix (Per IT)	11,245.00	0.00	11,245.00
<b>Total</b>	<b>11,245.00</b>	<b>0.00</b>	<b>11,245.00</b>
<b>51800 MAINTENANCE - BUILDING</b>			
Terminix Pest Control (GSA Support Charges: \$90.00)	1,080.00	100.00	1,180.00
Interior paint and sealing of parking lot (if needed) - E	0.00	0.00	0.00
<b>Total</b>	<b>1,080.00</b>	<b>100.00</b>	<b>1,180.00</b>
<b>52000 MEMBERSHIPS</b>			
Chief Probation Officers of California (CPOC)	1,400.00	500.00	1,900.00
Probation Business Managers Association (PBMA)	150.00	100.00	250.00
California Association of Probation Services Adminis	150.00	0.00	150.00
National Association of Pre-Trial Service Agencies (N	0.00	75.00	75.00
<b>Total</b>	<b>1,700.00</b>	<b>675.00</b>	<b>2,375.00</b>

**24-25 EXPENDITURE DETAIL  
DEPARTMENT 2350**

	Base Budget	Budget Changes	Requested Budget
<b>52200 OFFICE EXPENSE</b>			
GSA Charges, Supplies & Postage	1,800.00	0.00	1,800.00
Office Depot/Amazon/Coast to Coast - Office Supplie	3,766.00	0.00	3,766.00
Law Books and Directories	300.00	30.00	330.00
Access Shredding (\$30/mth)	360.00	18.00	378.00
Business Cards / Forms	0.00	400.00	400.00
CPS HR Consulting (DPO Testing/Scoring)	0.00	0.00	0.00
Office Chair - 1 new secretary	550.00	(550.00)	0.00
<b>Total</b>	<b>6,776.00</b>	<b>(102.00)</b>	<b>6,674.00</b>
<b>52211 GSA COST ALLOCATION</b>			
GSA Cost Allocation	9,215.00	0.00	9,215.00
<b>Total</b>	<b>9,215.00</b>	<b>0.00</b>	<b>9,215.00</b>
<b>52300 PROFESSIONAL &amp; SPECIALIZED SERVICES</b>			
IT Tech Support Charges	11,300.00	0.00	11,300.00
Amador County Public Health (TB Tests)	0.00	0.00	0.00
Amador County BH (Substance Abuse/MH)	2,000.00	0.00	2,000.00
Nexus (Art and 180 You-Turn Programs)	55,000.00	0.00	55,000.00
Psychologicals ordered by the court	2,000.00	0.00	2,000.00
SB678-Courage to Change Program (moved fully to 1	1,500.00	(1,500.00)	0.00
Juvenile Counseling Programs (Horseshoek Center/Prof Services Assoc)	4,000.00	0.00	4,000.00
Live Scans / DOJ	0.00	3,000.00	3,000.00
Hotel Rooms for Defendants (SB 678)	0.00	5,000.00	5,000.00
Ink Off Me Tattoo Removal (AB 1869)	54,000.00	4,500.00	58,500.00
<b>Total</b>	<b>129,800.00</b>	<b>11,000.00</b>	<b>140,800.00</b>
<b>52330 DETENTION OF MINORS</b>			
Medical Clearances/Programs	2,000.00	0.00	2,000.00
Juvenile Detention Facilities: Motherlode Regional Juvenile Detention 2 Secure Beds: 2(\$5,630.00 x 12) =\$135,120/year Juvenile Detention Unsecured Beds - \$60,000.00	103,876.00	51,244.00	155,120.00
<b>Total</b>	<b>105,876.00</b>	<b>51,244.00</b>	<b>157,120.00</b>
<b>52334 JUVENILE JUSTICE AND DELINQUENCY PREVENTION</b>			
Group Home/Detention Inspections	300.00	0.00	300.00
<b>Total</b>	<b>300.00</b>	<b>0.00</b>	<b>300.00</b>
<b>52335 STC/TRAINING</b>			
15 DPO's - 40 Hours Annual Training Each	25,000.00	0.00	25,000.00
Non-STC Reimbursed Training	2,000.00	0.00	2,000.00
APPA Training	7,500.00	2,500.00	10,000.00
CAPSA Training Conference	2,100.00	0.00	2,100.00
EVOC 15 DPO's (every 2 years, done in Fall 2023 fo	4,000.00	(4,000.00)	0.00
DTAC Instructor Update (annually)	5,000.00	(4,000.00)	1,000.00

**24-25 EXPENDITURE DETAIL  
DEPARTMENT 2350**

	Base Budget	Budget Changes	Requested Budget
New DPO's Training (Core, PC832, and Weaponry)	0.00	5,000.00	5,000.00
Crisis Intervention Training	0.00	0.00	0.00
JAIS/CAIS Training (\$2,000/each)	0.00	4,000.00	4,000.00
NAPSA - 2 Officers (reimbursed by SB 129)	0.00	5,000.00	5,000.00
First Aid/CPR Recert - All employees every 2 years (due Dec 2024)	0.00	2,000.00	2,000.00
<b>Total</b>	<b>45,600.00</b>	<b>10,500.00</b>	<b>56,100.00</b>
<b>52339 DOMESTIC VIOLENCE COUNCIL</b>			
Supplies, Inventory, Postage, and Misc.	150.00	(150.00)	0.00
<b>Total</b>	<b>150.00</b>	<b>(150.00)</b>	<b>0.00</b>
<b>52385 DRUG/ALCOHOL TESTING 52385</b>			
Redwood Toxicology (\$1,170/month-average)	15,000.00	0.00	15,000.00
<b>Total</b>	<b>15,000.00</b>	<b>0.00</b>	<b>15,000.00</b>
<b>52400 PUBLICATIONS &amp; LEGAL NOTICES 52400</b>			
Advertising-Public Notices - \$500 per RFP Contract	0.00	500.00	500.00
<b>Total</b>	<b>0.00</b>	<b>500.00</b>	<b>500.00</b>
<b>52436 JUVENILE DELINQUENCY PREVENTION</b>			
Juvenile Event Items	4,000.00	0.00	4,000.00
Sober Graduation Sponsorship	15,000.00	0.00	15,000.00
DUI Court (Spring 2025)	0.00	0.00	0.00
Every 15 Minutes Program (Spring 2026)	0.00	0.00	0.00
<b>Total</b>	<b>19,000.00</b>	<b>0.00</b>	<b>19,000.00</b>
<b>52500 RENTS/LEASES - EQUIPMENT</b>			
Track Group GPS & Alcohol Monitoring	10,000.00	0.00	10,000.00
Copier Pool Plan	1,700.00	0.00	1,700.00
<b>Total</b>	<b>11,700.00</b>	<b>0.00</b>	<b>11,700.00</b>
<b>52600 RENTS/LEASES - BUILDING</b>			
Association Fees - \$346/month	4,152.00	0.00	4,152.00
<b>Total</b>	<b>4,152.00</b>	<b>0.00</b>	<b>4,152.00</b>
<b>52700 MINOR EQUIPMENT</b>			
1 Replacement Bulletproof Vest/Carrier - 1/2 Mynderup & New DPO (50% Reimbursed for Vests)	1,800.00	1,000.00	2,800.00
Taser Equipment: Training Cartridges, Live Cartridges, Batteries & Target	1,200.00	1,150.00	2,350.00

**24-25 EXPENDITURE DETAIL  
DEPARTMENT 2350**

	<b>Base Budget</b>	<b>Budget Changes</b>	<b>Requested Budget</b>
MMA Training Fitness Dummy	0.00	350.00	350.00
Hale, Bonini, Segale, Long, Sperry, Varner, Wratten)	13,000.00	7,000.00	20,000.00
Miscellaneous/Unplanned Expenses	3,500.00	(1,500.00)	2,000.00
Outfitting of new cage cars	9,000.00	(9,000.00)	0.00
Handheld Radios		0.00	0.00
<b>Total</b>	<b>28,500.00</b>	<b>(1,000.00)</b>	<b>27,500.00</b>
<b>52800 SPECIAL DEPARTMENT EXPENSE</b>			
Ammunition	0.00	9,500.00	9,500.00
Targets, Backers, Gun Cleaning Supplies, Gun Parts	2,420.00	220.00	2,640.00
Pepper Spray	0.00	0.00	0.00
Work Program - Supplies	150.00	0.00	150.00
Gloves for Drug Testing	1,000.00	0.00	1,000.00
Bus Tickets for Probationers \$1,000)	500.00	0.00	500.00
	0.00	0.00	0.00
Litter Abatement Project Supplies	500.00	0.00	500.00
Vehicle Carwashes (\$230/mth - 10 Vehicles)	2,000.00	760.00	2,760.00
Miscellaneous (radio batteries, def. cell phones (juv & pretrial), incentives, evidence processing)	2,000.00	0.00	2,000.00
Meals for Tattoo Removal Events (AB 1869)	10,000.00	2,600.00	12,600.00
Gas Vouchers	0.00	3,000.00	3,000.00
<b>Total</b>	<b>18,570.00</b>	<b>16,080.00</b>	<b>34,650.00</b>
<b>52870 STAFF TRAINING</b>			
Support Staff Training	1,000.00	0.00	1,000.00
<b>Total</b>	<b>1,000.00</b>	<b>0.00</b>	<b>1,000.00</b>
<b>52900 GSA &amp; In-County Travel</b>			
Labor, tires, parts, fuel (\$2,450/mo average)	28,800.00	1,200.00	30,000.00
Transport of Minors - Meals, Rooms, Airfare, etc. (\$200/mo average)	2,400.00	0.00	2,400.00
<b>Total</b>	<b>31,200.00</b>	<b>1,200.00</b>	<b>32,400.00</b>
<b>52910 MEETINGS &amp; CONVENTIONS</b>			
PBMA - Quarterly Meetings and Yearly Conferences	3,000.00	0.00	3,000.00
Chief's Meetings (Non-STC)	2,800.00	0.00	2,800.00
<b>Total</b>	<b>5,800.00</b>	<b>0.00</b>	<b>5,800.00</b>
<b>53000 UTILITIES</b>			
Gas/Electric - \$1,200.00/mo average	13,500.00	2,500.00	16,000.00
Garbage - \$72.00/mo average	900.00	100.00	1,000.00
Water/Sewer - \$207.00/mo average	3,200.00	0.00	3,200.00
<b>Total</b>	<b>17,600.00</b>	<b>2,600.00</b>	<b>20,200.00</b>
<b>GRAND TOTAL</b>	<b><u>557,892.00</u></b>	<b><u>98,648.00</u></b>	<b><u>656,540.00</u></b>



**24-25 EXPENDITURE DETAIL  
DEPARTMENT 2350**

	<b>Base Budget</b>	<b>Budget Changes</b>	<b>Requested Budget</b>
<b>56200 FIXED ASSETS - EQUIPMENT</b> (Items over \$5,000.00 (List item and estimated cost))			
	0.00	0.00	0.00
<b>Total</b>	<b>0.00</b>	<b>0.00</b>	<b>0.00</b>
<b>58900 A-87 COST PLAN ALLOCATION</b>			
<b>Total</b>	<b>170,101.00</b>	<b>0.00</b>	<b>170,101.00</b>
<b>Combined Total</b>	<b>3,283,435.00</b>	<b>98,648.00</b>	<b>3,382,083.00</b>

**24-25 REVENUE DETAIL  
DEPARTMENT 2350**

	Base Budget	Budget Changes	Requested Budget
<b>43221 Probation Fees</b>			
The passage of AB1869 repeals the authority to collect Probation's supervision, alternative sentencing program, and report fees (past and future).	0.00	0.00	0.00
<b>Total</b>	<b>0.00</b>	<b>0.00</b>	<b>0.00</b>
<b>45479 AB 1869 Criminal Fees Backfill (Trust Account # 7700-101819-48819)</b>			
	63,000.00	1,600.00	64,600.00
<b>Total</b>	<b>63,000.00</b>	<b>1,600.00</b>	<b>64,600.00</b>
<b>45242 State Aid - Public Safety</b>			
Prop 172	179,460.00	0.00	179,460.00
<b>Total</b>	<b>179,460.00</b>	<b>0.00</b>	<b>179,460.00</b>
<b>45481 STC Training Reimburse</b>			
STC Allocation	9,480.00	0.00	9,480.00
<b>Total</b>	<b>9,480.00</b>	<b>0.00</b>	<b>9,480.00</b>
<b>45491 State Court Cost 4750 PC</b>			
Mule Creek PSI Reports	1,000.00	(1,000.00)	0.00
<b>Total</b>	<b>1,000.00</b>	<b>(1,000.00)</b>	<b>0.00</b>
<b>45630 Federal Other</b>			
Federal Bulletproof Vest Program Reimbursed at 50% (DeFazio)	610.00	1,090.00	1,700.00
<b>Total</b>	<b>610.00</b>	<b>1,090.00</b>	<b>1,700.00</b>
<b>46009 Charges for Services (previously LiveScan Fees)</b>			
LiveScan: DOJ and Rolling Fees	500.00	1,000.00	1,500.00
SB 129 Pre-Trial Expenses Reimbursement (MOU signed Sept. 2022; expires 6/30/26) (Avg. \$33,700/qtr)	125,200.00	12,800.00	138,000.00
<b>Total</b>	<b>125,700.00</b>	<b>13,800.00</b>	<b>139,500.00</b>
<b>47890 Miscellaneous Revenue</b>			
Litter Abatement Project (Overtime and Supplies)	16,000.00	(11,000.00)	5,000.00
<b>Total</b>	<b>16,000.00</b>	<b>(11,000.00)</b>	<b>5,000.00</b>
<b>46781 Jackson Rancheria Indian Gaming</b>			
Indian Gaming	290,771.00	0.00	290,771.00
<b>Total</b>	<b>290,771.00</b>	<b>0.00</b>	<b>290,771.00</b>
<b>46782 Indian Gaming - Public Safety</b>			
Indian Gaming	63,000.00	(63,000.00)	0.00
<b>Total</b>	<b>63,000.00</b>	<b>(63,000.00)</b>	<b>0.00</b>

**24-25 REVENUE DETAIL  
DEPARTMENT 2350**

	<b>Base Budget</b>	<b>Budget Changes</b>	<b>Requested Budget</b>
<b>460099 Charges to Local Revenue - Realignment</b>			
JJCPA - \$126,613.00 (trust)	682,838.00	157,158.00	839,996.00
JPF - \$25,000.00 (4516763)			
YOBG - \$196,582.00 (4516761)			
SB678 - \$276,413 (trust)			
AB-109 Cost Allocation - \$145,000.00			
<b>Total</b>	<b>682,838.00</b>	<b>157,158.00</b>	<b>839,996.00</b>
<hr/>			
<b>GRAND TOTAL</b>	<b>1,431,859.00</b>	<b>98,648.00</b>	<b>1,530,507.00</b>

DEPT #	DEPT	NAME	BARG UNIT	PERS CLASS	JOB TITLE	BASE PAY	LONGEVI TY	EDUCATIO N	N/OTHER	FTE	HOURS	FTE UNITS	GROSS	UNIFORM	TOTAL	PERS NORMAL COST	24-25 PERS MISC PLAN UNFUNDED LIABILITY	24-25 PERS SAFETY PLAN UNFUNDED LIABILITY	25 Health Ins 10% Inc. (estimate)	TOTAL
2350	Probation Bonini, M.	MGMT	CPO1	Chief Prob Officer	6,403.07	842.00	875.68			1.00	26.00	26.00	193,588.37		193,588.37	56,766.67	46,766.67	46,766.67	34,160.62	339,271.11
2350	Probation Segale, D.	SOMMU	CPO1	Chief Dep Prob Off	64.32	8.46	8.71			1.00	20.00	20.00	161,909.24	1,200.16	163,109.40	44,561.49	39,403.62	39,403.62	11,086.00	262,040.84
2350	Probation Brodehi, D.	POA	CPO1	Prob Unit Super	48.64	3.75	3.86			0.50	20.00	104.00	55,912.83	600.08	56,512.91	15,439.33	13,652.27	13,652.27	15,535.80	102,716.37
2350	Probation King, J.	POA	CPO1	Prob Unit Super	48.64	3.75	3.86			1.00	20.00	208.00	111,225.67	1,200.16	112,425.63	30,714.74	1,643.23	1,643.23	22,654.80	196,088.38
2300	Probation Mordrup, J.	POA	CPO1	Prob Unit Super	48.64	3.75	3.86			0.50	20.00	104.00	55,912.83	600.08	56,512.91	15,439.33	13,652.27	13,652.27	-	89,615.37
2300	Probation Long, J.	POA	CPO1	Prob Unit Super	44.24	3.41	3.51			1.00	20.00	208.00	101,167.35	1,200.16	102,367.51	27,986.80	24,729.73	24,729.73	11,086.00	168,549.54
2350	Probation Colerico, N.	POA	CPO2	Dep Prob Officer III	44.24	1.11	1.14			1.00	20.00	208.00	96,682.76	1,200.16	97,882.92	22,389.07	23,684.66	23,684.66	31,071.60	178,343.71
2350	Probation Sperry, M.	POA	CPO2	Dep Prob Officer III	44.24	1.11	1.14			1.00	20.00	208.00	93,834.40	1,200.16	95,034.56	21,860.95	22,982.41	22,982.41	0.00	147,760.22
2350	Probation Whitten, E.	POA	CPO3	Dep Prob Officer I	27.62	2.44	25.00			1.00	20.00	208.00	61,130.40	1,200.16	62,330.56	8,411.54	14,767.75	14,767.75	0.00	147,760.22
2350	Probation Weart, J.	POA	CPO3	Dep Prob Officer I	27.62	2.44	25.00			1.00	20.00	208.00	66,130.40	1,200.16	67,330.56	8,411.54	15,975.64	15,975.64	0.00	92,796.50
2380	Probation Oulton, Joseph	POA	CPO3	Dep Prob Officer II	36.84	3.83	39.83			1.00	20.00	208.00	81,532.80	1,200.16	82,732.96	9,099.54	16,181.81	16,181.81	31,071.60	125,966.89
2350	Probation Griffin, Joseph	GUPT	MIS3	Legal Secretary I	23.68	2.68	29.84			1.00	20.00	208.00	50,618.37	1,200.16	51,818.53	11,136.35	19,696.52	19,696.52	11,086.00	126,448.27
2350	Probation Cooper, N.	GU	MIS3	Legal Secretary II	27.33	2.84	41.89			1.00	20.00	208.00	58,534.30	1,200.16	59,734.46	11,796.76	20,241.41	20,241.41	9,503.42	80,586.21
2350	Probation Hale, S.	GU	MIS3	Fiscal Officer	38.36	3.86	41.89			1.00	20.00	208.00	83,913.27	1,200.16	85,113.43	16,911.53	30,889.52	30,889.52	221.26	124,236.67
2350	Probation Vacant	GU	MIS3	Legal Secretary I	26.10	2.74	27.14			1.00	20.00	208.00	55,791.36	1,243.96	57,035.32	5,417.34	11,243.96	11,243.96	9,503.42	87,709.78
2350	Probation Overtime			Medicare Only	15,000.00						1.00		15,000.00		15,000.00				0.00	217.50
2350	Probation Standby Pay				2,100.00						1.00		2,100.00		2,100.00				0.00	304.50
2350	Probation Holiday Payoff (Safely)				3,000.00						1.00		3,000.00		3,000.00				0.00	694.80
2350	Probation Retiree Medical				314.00						1.00	12.00	3,768.00		3,768.00				3,768.00	3,768.00

Changes:

Total 1.511,453.00 321,884.00 50,154.00 305,015.00 39,781.00 53,460.00 7,801.00 188,853.00 202,064.00 2,491,612.00

Budget Unit: LOCAL COMM. CORRECTIONS 2390  
Function: Public Protection  
Activity: Detention/Correction

DETAIL BY REVENUE CATEGORY AND EXPENDITURE OBJECT	ACTUAL 2022-2023	ADOPTED 2023-2024	BASE 2024-2025	CHANGES 2024-2025	REQUESTED 2024-2025
<b>Intergovernmental Revenue</b>					
45525 Fed Coronavirus Relief (Cares Act)	0.00	0.00	0.00	0.00	0.00
4516720 Local Community Correction	2,464,021.51	1,434,274.00	2,174,886.00	88,427.00	2,263,313.00
Total Intergovernmental Revenue	2,464,021.51	1,434,274.00	2,174,886.00	88,427.00	2,263,313.00
<b>TOTAL REVENUE</b>	<b>2,464,021.51</b>	<b>1,434,274.00</b>	<b>2,174,886.00</b>	<b>88,427.00</b>	<b>2,263,313.00</b>
<b>Salaries and Benefits</b>					
50100 Salaries and Wages	659,688.14	711,507.00	734,701.00	0.00	734,701.00
50102 Overtime	43,234.23	36,000.00	36,000.00	21,000.00	57,000.00
50104 Shift Time	147.00	1,000.00	1,000.00	3,300.00	4,300.00
50110 Standby	6,508.00	12,000.00	12,000.00	0.00	12,000.00
50200 Deferred Comp County Match	2,747.20	1,800.00	2,400.00	0.00	2,400.00
50300 Retirement - Employer's Share	99,727.85	126,075.00	133,553.00	717.00	134,270.00
50304 Retirement - PERS Misc. Unfunded Liability	30,764.00	30,308.00	34,777.00	0.00	34,777.00
50305 Retirement - PERS Safety Unfunded Liability	137,296.00	127,535.00	130,213.00	0.00	130,213.00
50310 FICA/Medicare Tax - Employer's Share	20,103.47	21,891.00	22,900.00	353.00	23,253.00
50400 Employee Group Insurance	101,681.38	132,405.00	129,369.00	0.00	129,369.00
50500 Workers' Compensation Insurance	12,276.24	14,151.00	14,876.00	0.00	14,876.00
Total Salaries and Employee Benefits	1,114,173.51	1,214,672.00	1,251,789.00	25,370.00	1,277,159.00
<b>Services and Supplies</b>					
51100 Clothing and Personal Supplies	0.00	500.00	500.00	(500.00)	0.00
51200 Communications	624.24	1,185.00	1,127.00	0.00	1,127.00
51700 Maintenance - Equipment	0.00	500.00	500.00	0.00	500.00
51760 Maintenance - Programs	2,872.16	3,676.00	3,666.00	0.00	3,666.00
52200 Office Expense	112.26	1,000.00	1,000.00	0.00	1,000.00
52211 G.S.A. Cost Allocation	0.00	0.00	0.00	0.00	0.00
52215 Department Cost Allocation	139,696.14	140,000.00	140,000.00	5,000.00	145,000.00
52300 Professional & Specialized Services	306,352.24	441,400.00	441,400.00	0.00	441,400.00
52330 Detention of Minors	43,425.00	100,000.00	100,000.00	0.00	100,000.00
52335 Training - STC	3,378.78	10,000.00	10,000.00	0.00	10,000.00
52385 Drug/Alcohol Testing	11,229.69	14,000.00	14,000.00	0.00	14,000.00
52500 Rents, Leases - Equipment	3,264.90	20,000.00	20,000.00	0.00	20,000.00
52600 Rents, Leases - Buildings	11,040.31	58,400.00	58,400.00	420.00	58,820.00
52700 Minor Equipment	5,742.06	7,850.00	7,850.00	(4,335.00)	3,515.00
52800 Special Departmental Expense	3,425.22	19,185.00	19,185.00	(725.00)	18,460.00
52900 G.S.A. and In-County Travel	13,353.17	15,000.00	15,000.00	0.00	15,000.00
52910 Meetings and Conventions	0.00	1,000.00	1,000.00	0.00	1,000.00
Total Services And Supplies	544,516.17	833,696.00	833,628.00	(140.00)	833,488.00

Budget Unit: LOCAL COMM. CORRECTIONS 2390  
Function: Public Protection  
Activity: Detention/Correction

DETAIL BY REVENUE CATEGORY AND EXPENDITURE OBJECT	ACTUAL 2022-2023	ADOPTED 2023-2024	BASE 2024-2025	CHANGES 2024-2025	REQUESTED 2024-2025
<b>Other Charges</b>					
5416790 CCP Distribution	225,208.11	50,000.00	50,000.00	62,597.00	112,597.00
<b>Capital (Fixed) Assets</b>					
56200 Fixed Assets - Equipment	0.00	0.00	0.00	0.00	0.00
<b>A-87 Countywide Cost Allocation Plan</b>					
58900 A-87 Cost Allocation Plan	27,798.00	39,473.00	40,069.00	0.00	40,069.00
<b>TOTAL EXPENDITURES/APPROPRIATIONS</b>	<b>1,911,695.79</b>	<b>2,137,841.00</b>	<b>2,175,486.00</b>	<b>87,827.00</b>	<b>2,263,313.00</b>
<b>NET COST TO LOCAL REVENUE FUND</b>	<b>(552,325.72)</b>	<b>703,567.00</b>	<b>600.00</b>	<b>(600.00)</b>	<b>0.00</b>
<b>Net Cost to Local Community Corrections Fund</b>					<b>0.00</b>

Local Revenue Fund #20500

## Budget Notes

**Department: 2390**

1. Please provide comments regarding your Department's Requested Budget
  - Add additional rows as needed.
2. You may include additional documentation
  - If included please add your Department Name and number at the top of all supporting documentation

<b>REVENUE</b>
<b>EXPENDITURES</b>
<b>FIXED ASSETS</b>
<b>OTHER</b>
<b>BUDGET ANALYST NOTES</b>

**24-25 EXPENDITURE DETAIL  
DEPARTMENT 2390**

	Base Budget	Budget Changes	Requested Budget
<b>WAGES AND BENEFITS</b>			
<b>Total</b>	<b>1,251,789.00</b>	<b>25,370.00</b>	<b>1,277,159.00</b>
<b>51100 CLOTHING AND PERSONAL SUPPLIES</b>			
Uniform Allowance (\$500.00/each for New DPOs)	500.00	(500.00)	0.00
<b>Total</b>	<b>500.00</b>	<b>(500.00)</b>	<b>0.00</b>
<b>51200 COMMUNICATIONS</b>			
IT Telephone Charges	1,127.00	0.00	1,127.00
<b>Total</b>	<b>1,127.00</b>	<b>0.00</b>	<b>1,127.00</b>
<b>51700 MAINTENANCE EQUIPMENT</b>			
Miscellaneous (Handheld Radio Repairs, etc.)	500.00	0.00	500.00
<b>Total</b>	<b>500.00</b>	<b>0.00</b>	<b>500.00</b>
<b>51760 MAINTENANCE - PROGRAMS</b>			
IT Costs per Technology Cost Matrix	3,666.00	0.00	3,666.00
<b>Total</b>	<b>3,666.00</b>	<b>0.00</b>	<b>3,666.00</b>
<b>52000 MEMBERSHIPS</b>			
	0.00	0.00	0.00
<b>Total</b>	<b>0.00</b>	<b>0.00</b>	<b>0.00</b>
<b>52200 OFFICE EXPENSE</b>			
Office Supplies	1,000.00	0.00	1,000.00
<b>Total</b>	<b>1,000.00</b>	<b>0.00</b>	<b>1,000.00</b>
<b>52211 GSA COST ALLOCATION</b>			
GSA Costs	0.00	0.00	0.00
<b>Total</b>	<b>0.00</b>	<b>0.00</b>	<b>0.00</b>
<b>52215 DEPARTMENT COST ALLOCATION</b>			
Indirect Cost Rate (29%)	140,000.00	5,000.00	145,000.00
<b>Total</b>	<b>140,000.00</b>	<b>5,000.00</b>	<b>145,000.00</b>
<b>52300 PROFESSIONAL/SPECIALIZED SERVICES</b>			
Amador Transit Bus Passes	3,000.00	0.00	3,000.00
Misc. Expenses	2,000.00	0.00	2,000.00
WAPP-Public Works Position up to \$100,000	100,000.00	0.00	100,000.00
WAPP-Participant Hourly Wages (MLJT)	230,000.00	0.00	230,000.00
BH Psychiatrist (\$100,000)	100,000.00	0.00	100,000.00
IT Tech Charges	400.00	0.00	400.00
Ink Off Me Tattoo Removal (moved to 2350/AB 1869)	0.00	0.00	0.00
Hotel Rooms for Defendants	6,000.00	0.00	6,000.00
CIT Training	0.00	0.00	0.00
<b>Total</b>	<b>441,400.00</b>	<b>0.00</b>	<b>441,400.00</b>



**24-25 EXPENDITURE DETAIL  
DEPARTMENT 2390**

	Base Budget	Budget Changes	Requested Budget
<b>52330 DETENTION (JAIL)</b>			
Out of County Jail Beds	100,000.00	0.00	100,000.00
<b>Total</b>	<b>100,000.00</b>	<b>0.00</b>	<b>100,000.00</b>
<b>52335 TRAINING (STC)</b>			
Professional Training / Workshops	10,000.00	0.00	10,000.00
<b>Total</b>	<b>10,000.00</b>	<b>0.00</b>	<b>10,000.00</b>
<b>52385 ALCOHOL/DRUG TESTING</b>			
Alcohol and drug testing for PRCS and Mandatory Supervision Defendants	14,000.00	0.00	14,000.00
<b>Total</b>	<b>14,000.00</b>	<b>0.00</b>	<b>14,000.00</b>
<b>52400 PUBLICATIONS &amp; LEGAL NOTICES</b>			
	0.00	0.00	0.00
<b>Total</b>	<b>0.00</b>	<b>0.00</b>	<b>0.00</b>
<b>52500 RENTS/LEASES - EQUIPMENT</b>			
Track Group GPS & Alcohol Monitoring	20,000.00	0.00	20,000.00
<b>Total</b>	<b>20,000.00</b>	<b>0.00</b>	<b>20,000.00</b>
<b>52600 RENTS/LEASES - BUILDING</b>			
Sober Living Environment Housing (New SLE Contracts in place with BH)	50,000.00	0.00	50,000.00
Rent Allocation HHS - Withers - current \$706.51/mo (8% increase from 21/22 to 22/23; 5% increase 2023 to 2024)	8,400.00	420.00	8,820.00
<b>Total</b>	<b>58,400.00</b>	<b>420.00</b>	<b>58,820.00</b>
<b>52700 MINOR EQUIPMENT</b>			
Replacement Vests (Mynderup 50/50)	0.00	915.00	915.00
Replace laptops (expired warranty)	6,500.00	(6,500.00)	0.00
Taser Cartridges/Batteries/Target (3 Probation Office)	350.00	250.00	600.00
Miscellaneous/Unplanned Expenses	1,000.00	1,000.00	2,000.00
<b>Total</b>	<b>7,850.00</b>	<b>(4,335.00)</b>	<b>3,515.00</b>
<b>52800 SPECIAL DEPARTMENT EXPENSE</b>			
Ammunition	0.00	2,300.00	2,300.00
Range Supplies: Gun parts, targets, cardboard backers, gun cleaning cloths/supplies, spray glue (\$220.00 x 3 = \$660.00)	660.00	0.00	660.00
WAPP Rewards (Boots, Pants, Jackets, Raingear)	12,000.00	0.00	12,000.00
WAPP Pre-employment/On-going Employment Barriers	0.00		0.00
Gas Vouchers	5,440.00	(2,440.00)	3,000.00
Pepper Spray	0.00	0.00	0.00
Vehicle Carwashes (\$210/mth - 3 Vehicles)	585.00	(585.00)	0.00
Cell Phones/Minutes for Defendants	500.00	0.00	500.00
Cuff Man ECD Vest (1)	0.00	0.00	0.00
<b>Total</b>	<b>19,185.00</b>	<b>(725.00)</b>	<b>18,460.00</b>

**24-25 EXPENDITURE DETAIL  
DEPARTMENT 2390**

	Base Budget	Budget Changes	Requested Budget
<b>52900 GSA &amp; In-County Travel</b>			
GSA Motor Pool - Gas and Repairs	15,000.00	0.00	15,000.00
<b>Total</b>	<b>15,000.00</b>	<b>0.00</b>	<b>15,000.00</b>
<b>52910 MEETINGS &amp; CONVENTIONS</b>			
Meetings	1,000.00	0.00	1,000.00
<b>Total</b>	<b>1,000.00</b>	<b>0.00</b>	<b>1,000.00</b>
<b>53000 UTILITIES</b>			
	0.00	0.00	0.00
<b>Total</b>	<b>0.00</b>	<b>0.00</b>	<b>0.00</b>
<b>Grand Total</b>	<b>833,628.00</b>	<b>62,457.00</b>	<b>833,488.00</b>
<b>OTHER CHARGES</b>			
<b>5416790 CCP DISTRIBUTION</b>			
Local Innovation Subaccount Withdrawal	50,000.00	0.00	50,000.00
Probation Revenues held in trust (growth, limited terr	0.00	62,597.00	62,597.00
<b>Total</b>	<b>50,000.00</b>	<b>62,597.00</b>	<b>112,597.00</b>
<b>56200 FIXED ASSETS - EQUIPMENT</b>			
Fixed Asset is an item over \$5,000.00 (List item and	0.00	0.00	0.00
<b>Total</b>	<b>0.00</b>	<b>0.00</b>	<b>0.00</b>
<b>52900 A-87 Countywide Cost Allocation Plan</b>			
	40,069.00	0.00	40,069.00
<b>Combined Total</b>	<b>2,175,486.00</b>	<b>87,827.00</b>	<b>2,263,313.00</b>

**24-25 REVENUE DETAIL  
DEPARTMENT 2390**

	<b>Base Budget</b>	<b>Budget Changes</b>	<b>Requested Budget</b>
<b>LOCAL COMMUNITY CORRECTION</b>			
Community Corrections (SB1020)	2,174,886.00	88,427.00	2,263,313.00
<b>Total</b>	<b>2,174,886.00</b>	<b>88,427.00</b>	<b>2,263,313.00</b>

DEPT #	DEPT	NAME	BARG UNIT	PERS CLAS	JOB TITLE	BASE PAY	LONGEVITY	EDUCATION	WAGE INC	POA-3%	DSA-3%	SOA-3%	SEIU-4%	STEP INCREASE	LONGEVITY	EDUCATION	FTE	HOURS	UNITS	GROSS	UNIFORM	TOTAL	24-25 PERS MISC PLAN		24-25 PERS SAFETY PLAN		DEFERR ED	HEALTH INS 2024	25 Health Ins 10% Inc (estimate)	TOTAL
																							LIABILITY	UNFUNDED LIABILITY	LIABILITY	UNFUNDED LIABILITY				
2390	Local Com. Correct	Broehl, D.	POA	CPO1	Prob Unit Super	48.64	3.75	300.00	50.10	45.57	50.10	43.00	37.17	3.86	2.31	1.00	2080.00	2080.00	1040.00	55,912.83	600.08	56,512.91	15,439.33	27,230.07	13,652.27	24,131.33	300.04	14,796.00	15,535.80	102,716.37
2390	Local Com. Correct	Huggitt, J.	POA	CPO1	Dep Prob Officer III	44.24	2.24	300.00	45.57	44.24	50.10	43.00	37.17	3.86	2.31	1.00	2080.00	2080.00	1040.00	55,912.83	1,200.16	59,880.46	27,230.07	13,652.27	24,131.33	300.04	14,796.00	15,535.80	182,774.72	
2390	Local Com. Correct	Myrdrup, J.	POA	CPO1	Prob Unit Super	48.64	3.75	300.00	50.10	45.57	50.10	43.00	37.17	3.86	2.31	1.00	2080.00	2080.00	1040.00	55,912.83	600.08	56,512.91	15,439.33	27,230.07	13,652.27	24,131.33	300.04	14,796.00	15,535.80	89,615.37
2390	Local Com. Correct	DeRazzo, D.	POA	CPO3	Dep Prob Officer II	38.68	2.11	300.00	39.83	38.68	43.00	43.00	37.17	3.86	2.31	1.00	2080.00	2080.00	1040.00	55,912.83	1,200.16	62,410.40	11,339.67	23,350.00	19,906.53	300.04	29,592.00	31,071.60	148,655.97	
2390	Local Com. Correct	Betencourt, C.	DSA	CPO1	Deputy Sheriff (I)	41.75	2.11	1.10	43.00	43.00	43.00	43.00	37.17	3.86	2.31	1.00	2080.00	2080.00	1040.00	55,912.83	1,200.16	62,410.40	11,339.67	23,350.00	19,906.53	300.04	29,592.00	31,071.60	179,433.64	
2390	Local Com. Correct	Kerrulsh, C.	SOA	CPO3	Corr Officer II	36.09	0.90	0.90	33.71	36.09	33.71	43.88	39.06	41.02	0.93	0.93	1.00	2080.00	2080.00	2080.00	78,537.96	1,200.16	80,000.00	10,806.82	18,973.03	1,156.20	10,824.00	11,086.00	122,039.38	
2390	Local Com. Correct	Isham, A.	SOA	CPO3	Corr Officer II	31.17	0.90	0.90	33.71	31.17	33.71	43.88	39.06	41.02	0.93	0.93	1.00	2080.00	2080.00	2080.00	68,491.20	1,200.16	70,000.00	10,806.82	18,973.03	1,156.20	10,824.00	11,086.00	108,612.47	
2390	Local Com. Correct	Long, K.	GU	MIS3	Sheriff's Fiscal Officer	42.29			43.88	42.29	43.88	43.88	39.06	41.02	0.93	0.93	1.00	2080.00	2080.00	2080.00	90,399.10	1,200.16	93,000.00	12,218.66	16,546.95	1,022.71	12,218.66	11,086.00	132,153.22	
2390	Local Com. Correct	Withers, B.	GU	MIS3	Beh Health Rehab Spec	37.56			39.06	37.56	39.06	43.88	39.06	41.02	0.93	0.93	1.00	2080.00	2080.00	2080.00	82,163.25	1,200.16	84,000.00	16,558.84	21,000.00	1,022.71	21,000.00	30.74	120,522.89	
2390	Local Com. Correct	Overtime (Medicare)			Medicare Only	36,000.00				36,000.00						1.00				36,000.00		522.00								522.00
2390	Local Com. Correct	Standby (Medicare)			Medicare Only	12,000.00				12,000.00						1.00				12,000.00		174.00								174.00
2390	Local Com. Correct	Shift Time			PERS & Medicare Only	1,000.00				1,000.00						1.00				1,000.00		14.50								231.60
2390	Local Com. Correct	Holiday Payoff (Safety)				2,000.00				2,000.00						1.00				2,000.00		29.00								463.20

Changes:

2390	Local Com. Correct	Overtime (Medicare)			Medicare Only	-36,000.00				-36,000.00						1.00				(36,000.00)		(522.00)									(522.00)	
2390	Local Com. Correct	Overtime (Medicare)			Medicare Only	57,000.00				57,000.00						1.00				57,000.00		826.50									826.50	
2390	Local Com. Correct	Shift Time			PERS & Medicare Only	-1,000.00				-1,000.00						1.00				(1,000.00)		(14.50)									(231.60)	
2390	Local Com. Correct	Shift Time			PERS & Medicare Only	4,300.00				4,300.00						1.00				4,300.00		62.35									995.88	
																						8.00	711,574.00	134,270.00	34,777.00	130,213.00	23,253.00	23,127.00	2,400.00	123,208.00	129,369.00	1,188,984.00

Budget Unit: FIRE PROTECTION 2440  
Function: Public Protection  
Activity: Fire Protection

DETAIL BY REVENUE CATEGORY AND EXPENDITURE OBJECT	ACTUAL 2022-2023	ADOPTED 2023-2024	BASE 2024-2025	CHANGES 2024-2025	REQUESTED 2024-2025
<b>Intergovernmental Revenue</b>					
45240 State Aid Other	12,481.71	0.00	0.00	0.00	0.00
45242 State Aid - Public Safety P172	498,747.00	596,485.00	596,909.00	0.00	596,909.00
Total Intergovernmental Revenue	511,228.71	596,485.00	596,909.00	0.00	596,909.00
<b>TOTAL REVENUE</b>	<b>511,228.71</b>	<b>596,485.00</b>	<b>596,909.00</b>	<b>0.00</b>	<b>596,909.00</b>
<b>Services and Supplies</b>					
52300 Professional & Specialized Services	176,841.61	337,091.00	337,091.00	0.00	337,091.00
52800 Special Departmental Expense	0.00	0.00	0.00	0.00	0.00
Total Services And Supplies	176,841.61	337,091.00	337,091.00	0.00	337,091.00
<b>Transfers &amp; Other Charges</b>					
57040 Amador Fire Protection District	258,000.00	258,000.00	258,000.00	0.00	258,000.00
<b>A-87 Countywide Cost Allocation Plan</b>					
58900 A-87 Cost Allocation Plan	202.00	1,394.00	1,818.00	0.00	1,818.00
<b>TOTAL EXPENDITURES/APPROPRIATIONS</b>	<b>435,043.61</b>	<b>596,485.00</b>	<b>596,909.00</b>	<b>0.00</b>	<b>596,909.00</b>
<b>NET COST (76,185.10)</b>	<b>0.00</b>	<b>0.00</b>	<b>0.00</b>	<b>0.00</b>	<b>0.00</b>
<b>Requested Increase or (Decrease) in General Fund Contribution</b>					<b>0.00</b>

## Budget Notes

### Department: 2440

1. Please provide comments regarding your Department's Requested Budget
  - Add additional rows as needed.
2. You may include additional documentation
  - If included please add your Department Name and number at the top of all supporting documentation

#### REVENUE

#### EXPENDITURES

#### FIXED ASSETS

#### OTHER

#### BUDGET ANALYST NOTES

4/4/23 - Per Chuck beginning with FY 23/24 this budget will be funded entirely with Prop 172 funds.  
4/1/24 - Per Chuck the Professional Services line (52300) will increase by the estimated Prop 172 revenue increase each fiscal year.

Budget Unit: WATER DEVELOPMENT 2520  
Function: Public Protection  
Activity: Flood Control Water & Soil Conservation

DETAIL BY REVENUE CATEGORY AND EXPENDITURE OBJECT	ACTUAL 2022-2023	ADOPTED 2023-2024	BASE 2024-2025	CHANGES 2024-2025	REQUESTED 2024-2025
<b>Interest and Rentals</b>					
44100 Interest	51,239.30	0.00	0.00	0.00	0.00
<b>Intergovernmental Revenue</b>					
453937 03JD Labor Standards-Activity Delive	0.00	0.00	0.00	0.00	0.00
453938 21A - Gen Program Admin CDBG	0.00	0.00	0.00	0.00	0.00
453938 03J - Pioneer Water - Water/Sewer In	0.00	0.00	0.00	0.00	0.00
Total Intergovernmental Revenue	0.00	0.00	0.00	0.00	0.00
<b>TOTAL REVENUE</b>	<b>51,239.30</b>	<b>0.00</b>	<b>0.00</b>	<b>0.00</b>	<b>0.00</b>
<b>Services and Supplies</b>					
52393 Special Projects	0.00	0.00	0.00	0.00	0.00
523937 03JD - Labor Standards - Activity Del.	0.00	0.00	0.00	0.00	0.00
523938 21A - Gen Program Admin CDBG	0.00	0.00	0.00	0.00	0.00
523939 03J - Pioneer Water/Sewer Imp Proje	0.00	0.00	0.00	0.00	0.00
Total Services And Supplies	0.00	0.00	0.00	0.00	0.00
<b>A-87 Countywide Cost Allocation Plan</b>					
58900 A-87 Cost Allocation Plan	11,691.00	701.00	(5,405.00)	0.00	(5,405.00)
<b>TOTAL EXPENDITURES/APPROPRIATIONS</b>	<b>11,691.00</b>	<b>701.00</b>	<b>(5,405.00)</b>	<b>0.00</b>	<b>(5,405.00)</b>
<b>NET COST</b>	<b>(39,548.30)</b>	<b>701.00</b>	<b>(5,405.00)</b>	<b>0.00</b>	<b>(5,405.00)</b>

**Net Cost Water Development Fund 0.00**

Water Fund #15000

## Budget Notes

**Department: 2520**

1. Please provide comments regarding your Department's Requested Budget
  - Add additional rows as needed.
2. You may include additional documentation
  - If included please add your Department Name and number at the top of all supporting documentation

<b>REVENUE</b>
<b>EXPENDITURES</b>
<b>FIXED ASSETS</b>
<b>OTHER</b>
<b>BUDGET ANALYST NOTES</b>



Budget Unit: GRADING DEPARTMENT 2550  
Function: Public Protection  
Activity: Flood Control  
Water & Soil Conservation

DETAIL BY REVENUE CATEGORY AND EXPENDITURE OBJECT	ACTUAL 2022-2023	ADOPTED 2023-2024	BASE 2024-2025	CHANGES 2024-2025	REQUESTED 2024-2025
<b>Licenses, Permits and Franchises</b>					
42130 Permit Fees	0.00	0.00	0.00	0.00	0.00
<b>TOTAL REVENUE</b>	<b>0.00</b>	<b>0.00</b>	<b>0.00</b>	<b>0.00</b>	<b>0.00</b>
<b>Services and Supplies</b>					
52310 Public Works Charges	0.00	0.00	0.00	0.00	0.00
<b>A-87 Countywide Cost Allocation Plan</b>					
58900 A-87 Cost Allocation Plan	(209.00)	(315.00)	270.00	0.00	270.00
<b>TOTAL EXPENDITURES/APPROPRIATIONS</b>	<b>(209.00)</b>	<b>(315.00)</b>	<b>270.00</b>	<b>0.00</b>	<b>270.00</b>
<b>NET COST</b>	<b>(209.00)</b>	<b>(315.00)</b>	<b>270.00</b>	<b>0.00</b>	<b>270.00</b>
<b>Requested Increase or (Decrease) in General Fund Contribution</b>					<b>0.00</b>

# Budget Notes

**Department: 2550**

1. Please provide comments regarding your Department's Requested Budget
  - Add additional rows as needed.
2. You may include additional documentation
  - If included please add your Department Name and number at the top of all supporting documentation

<b>REVENUE</b>
<b>EXPENDITURES</b>
<b>FIXED ASSETS</b>
<b>OTHER</b>
<b>BUDGET ANALYST NOTES</b>

**24-25 EXPENDITURE DETAIL  
DEPARTMENT 2550**

	<b>Base Budget</b>	<b>Budget Changes</b>	<b>Requested Budget</b>
<hr/>			
<b>52310 PUBLIC WORKS CHARGES</b>			
Public works Staff Charges	0.00	0.00	0.00
<b>Total</b>	<b>0.00</b>	<b>0.00</b>	<b>0.00</b>
<hr/>			
<b>58900 A-87 COST ALLOCATION PLAN</b>			
<b>Total</b>	<b>270.00</b>	<b>0.00</b>	<b>270.00</b>

**24-25 REVENUE DETAIL  
DEPARTMENT 2550**

	<b>Base Budget</b>	<b>Budget Changes</b>	<b>Requested Budget</b>
<b>42130 Permit Fees</b>			
Grading Permits	0.00	0.00	0.00
<b>Total</b>	<b>0.00</b>	<b>0.00</b>	<b>0.00</b>

Budget Unit: AG COMMISSIONER &  
SEALER  
Function: General  
Activity: Other General

DETAIL BY REVENUE CATEGORY AND EXPENDITURE OBJECT	ACTUAL 2022-2023	ADOPTED 2023-2024	BASE 2024-2025	CHANGES 2024-2025	REQUESTED 2024-2025
<b>Intergovernmental Revenue</b>					
45220 Aid for Agriculture	308,020.90	323,023.00	323,023.00	12,486.00	335,509.00
<b>Charges for Services</b>					
46009 Charges for Services	16,102.00	37,000.00	37,000.00	9,000.00	46,000.00
46890 Ag Sales/Registration Fee	51,696.99	49,000.00	49,000.00	0.00	49,000.00
Total Charges for Services	67,798.99	86,000.00	86,000.00	9,000.00	95,000.00
<b>Other Revenues</b>					
47890 Miscellaneous Revenues	0.00	0.00	0.00	0.00	0.00
<b>TOTAL REVENUE</b>	<b>375,819.89</b>	<b>409,023.00</b>	<b>409,023.00</b>	<b>21,486.00</b>	<b>430,509.00</b>
<b>Salaries and Benefits</b>					
50100 Salaries and Wages	373,785.70	418,499.00	442,138.00	0.00	442,138.00
50102 Overtime	0.00	0.00	0.00	0.00	0.00
50200 Deferred Comp County Match	1,292.32	1,200.00	1,200.00	0.00	1,200.00
50300 Retirement - Employer's Share	33,364.80	39,947.00	40,475.00	0.00	40,475.00
50304 Retirement - PERS Misc. Unfunded Liability	74,444.00	73,625.00	84,007.00	0.00	84,007.00
50310 FICA/Medicare Tax - Employer's Share	28,044.30	32,015.00	33,824.00	0.00	33,824.00
50400 Employee Group Insurance	54,341.46	66,776.00	69,692.00	0.00	69,692.00
50500 Workers' Compensation Insurance	2,047.02	2,360.00	2,481.00	0.00	2,481.00
Total Salaries and Employee Benefits	567,319.60	634,422.00	673,817.00	0.00	673,817.00
<b>Services and Supplies</b>					
51100 Clothing and Personal Supplies	342.48	555.00	555.00	(185.00)	370.00
51110 Clothing and Personal Supplies - Protective	0.00	50.00	50.00	100.00	150.00
51200 Communications	4,011.84	3,843.00	3,830.00	0.00	3,830.00
51700 Maintenance - Equipment	746.95	1,000.00	1,000.00	0.00	1,000.00
51760 Maintenance - Programs	3,583.00	4,004.00	10,069.00	0.00	10,069.00
52000 Memberships	2,653.00	2,680.00	2,680.00	152.00	2,832.00
52200 Office Expense	1,927.92	2,611.00	2,611.00	150.00	2,761.00
52211 G.S.A. Cost Allocation	7,028.00	9,400.00	10,982.00	0.00	10,982.00
52300 Professional & Specialized Services	9,078.67	21,740.00	0.00	0.00	0.00
52342 Weed Management Program	255.30	13,450.00	13,450.00	(450.00)	13,000.00
52344 Calaveras County Contract	0.00	3,600.00	3,600.00	2,400.00	6,000.00
52345 Placer County Contract	1,000.00	1,000.00	1,000.00	0.00	1,000.00
52346 USDA Animal Damage Control	97,431.28	92,626.00	92,626.00	1,111.00	93,737.00
52500 Rents, Leases - Equipment	382.86	0.00	0.00	0.00	0.00
52700 Minor Equipment	631.83	700.00	700.00	3,750.00	4,450.00
52870 Staff Training	533.87	500.00	500.00	1,650.00	2,150.00
52900 G.S.A. and In-County Travel	21,582.00	21,605.00	21,605.00	11,395.00	33,000.00
52910 Meetings and Conventions	4,063.18	4,100.00	4,100.00	1,400.00	5,500.00

Budget Unit: AG COMMISSIONER &  
SEALER  
Function: General  
Activity: Other General

DETAIL BY REVENUE CATEGORY AND EXPENDITURE OBJECT	ACTUAL 2022-2023	ADOPTED 2023-2024	BASE 2024-2025	CHANGES 2024-2025	REQUESTED 2024-2025
53000 Utilities	5,476.76	9,140.00	9,140.00	0.00	9,140.00
Total Services And Supplies	160,728.94	192,604.00	178,498.00	21,473.00	199,971.00
<b>Capital (Fixed) Assets</b>					
56200 Fixed Assets - Equipment	0.00	18,939.00	0.00	0.00	0.00
<b>A-87 Countywide Cost Allocation Plan</b>					
58900 A-87 Cost Allocation Plan	34,278.00	93,878.00	105,656.00	0.00	105,656.00
<b>TOTAL EXPENDITURES/APPROPRIATIONS</b>	<b>762,326.54</b>	<b>939,843.00</b>	<b>957,971.00</b>	<b>21,473.00</b>	<b>979,444.00</b>
<b>NET COST</b>	<b>386,506.65</b>	<b>530,820.00</b>	<b>548,948.00</b>	<b>(13.00)</b>	<b>548,935.00</b>
<b>Requested Increase or (Decrease) in General Fund Contribution</b>					<b>(13.00)</b>

## Budget Notes

### Department:

1. Please provide comments regarding your Department's Requested Budget
  - Add additional rows as needed.
2. You may include additional documentation
  - If included please add your Department Name and number at the top of all supporting documentation

### REVENUE

UGT reimbursement will increase but Mill assessment will remain the same.

### EXPENDITURES

Department will participate in the vehicle replacement program in FY 24-25 for the Ford Escape purchased in FY 23-24. Anticipate vehicle replacement in approximately 6 years.

### FIXED ASSETS

none

### OTHER

### BUDGET ANALYST NOTES

**24-25 EXPENDITURE DETAIL  
DEPARTMENT 2610**

	Base Budget	Budget Changes	Requested Budget
<b>WAGES AND BENEFITS</b>			
<b>Total</b>	<b>673,817.00</b>	<b>0.00</b>	<b>673,817.00</b>
<b>51000 AGRICULTURAL</b>			
<b>Total</b>	<b>0.00</b>	<b>0.00</b>	<b>0.00</b>
<b>51100 CLOTHING &amp; PERSONAL SUPPLIES</b>			
Boot allowance (185 x 3)	555.00	(185.00)	370.00
<b>Total</b>	<b>555.00</b>	<b>(185.00)</b>	<b>370.00</b>
<b>51110 PROTECTIVE CLOTHING</b>			
Gloves, Coveralls, detergent	50.00	100.00	150.00
<b>Total</b>	<b>50.00</b>	<b>100.00</b>	<b>150.00</b>
<b>51200 COMMUNICATIONS</b>			
IT Telephone Charges from Matrix	1,490.00	0.00	1,490.00
AT&T fax	264.00	0.00	264.00
AT&T Mobility	2,076.00	0.00	2,076.00
<b>Total</b>	<b>3,830.00</b>	<b>0.00</b>	<b>3,830.00</b>
<b>51700 MAINTENANCE EQUIPMENT</b>			
Spray Truck Pump/Parts	100.00	0.00	100.00
WM Lab equipment	500.00	0.00	500.00
Misc Wt Truck, ATV, Computer repair	400.00	0.00	400.00
<b>Total</b>	<b>1,000.00</b>	<b>0.00</b>	<b>1,000.00</b>
<b>51760 MAINTENANCE - PROGRAMS</b>			
IT Costs per Technology Cost Matrix	4,729.00	0.00	4,729.00
Adobe Sign subscription (moved from 52300)	840.00	0.00	840.00
timekeeping and state reporting program maintenance fee (moved from 52300)	4,500.00	0.00	4,500.00
<b>Total</b>	<b>10,069.00</b>	<b>0.00</b>	<b>10,069.00</b>
<b>52000 MEMBERSHIPS</b>			
California Association of Ag Commissioner/Sealers	2,680.00	27.00	2,707.00
Sac Valley CACASA Area Groups	0.00	125.00	125.00
<b>Total</b>	<b>2,680.00</b>	<b>152.00</b>	<b>2,832.00</b>
<b>52200 OFFICE EXPENSE</b>			
GSA Charges Postage, Printing, UPS	1,000.00	0.00	1,000.00
Office Depot office supplies, paper, cartridges	1,221.00	0.00	1,221.00
Annual WM seals	175.00	75.00	250.00
UC Publications	40.00	0.00	40.00
Shop & Lab cleaning and storage supplies	50.00	0.00	50.00
Ledger Print business cards, inspection certificates	125.00	75.00	200.00
<b>Total</b>	<b>2,611.00</b>	<b>150.00</b>	<b>2,761.00</b>



**24-25 EXPENDITURE DETAIL  
DEPARTMENT 2610**

	Base Budget	Budget Changes	Requested Budget
<b>52211 GSA DEPT COST ALLOCATION</b>			
GSA	10,982.00	0.00	10,982.00
<b>Total</b>	<b>10,982.00</b>	<b>0.00</b>	<b>10,982.00</b>
<b>52300 PROFESSIONAL &amp; SPECIALIZED SERVICES</b>			
<b>Total</b>	<b>0.00</b>	<b>0.00</b>	<b>0.00</b>
<b>52342 WEED MANAGEMENT PROGRAM</b>			
Oblong Spurge control project	13,450.00	(450.00)	13,000.00
<b>Total</b>	<b>13,450.00</b>	<b>(450.00)</b>	<b>13,000.00</b>
<b>52344 CALAVERAS CONTRACT</b>			
Rental of weight truck for large scale testing	3,600.00	2,400.00	6,000.00
<b>Total</b>	<b>3,600.00</b>	<b>2,400.00</b>	<b>6,000.00</b>
<b>52345 PLACER WEIGHT TRUCK</b>			
Rental of weight truck for large scale testing	1,000.00	0.00	1,000.00
<b>Total</b>	<b>1,000.00</b>	<b>0.00</b>	<b>1,000.00</b>
<b>52346 USDA ADC</b>			
Wildlife Services Trapper	92,626.00	1,111.00	93,737.00
<b>Total</b>	<b>92,626.00</b>	<b>1,111.00</b>	<b>93,737.00</b>
<b>52500 RENTS/LEASES - EQUIPMENT</b>			
Copy machine	0.00	0.00	0.00
<b>Total</b>	<b>0.00</b>	<b>0.00</b>	<b>0.00</b>
<b>52700 MINOR EQUIPMENT</b>			
Tools, provers, standards	700.00	3,750.00	4,450.00
<b>Total</b>	<b>700.00</b>	<b>3,750.00</b>	<b>4,450.00</b>
<b>52870 STAFF TRAINING</b>			
Out of county training and meetings	500.00	1,650.00	2,150.00
<b>Total</b>	<b>500.00</b>	<b>1,650.00</b>	<b>2,150.00</b>
<b>52900 GSA &amp; IN COUNTY TRAVEL</b>			
Vehicle Repairs/towing/Tires/Warranties	1,800.00	1,200.00	3,000.00
Vehicle Replacement Program	9,200.00	7,800.00	17,000.00
Fuel	10,605.00	2,395.00	13,000.00
<b>Total</b>	<b>21,605.00</b>	<b>11,395.00</b>	<b>33,000.00</b>
<b>52910 MEETINGS &amp; CONVENTIONS</b>			
CACASA Biannual Conferences & BOD meetings	3,800.00	1,400.00	5,200.00
Monthly Sac Valley Meetings	300.00	0.00	300.00
<b>Total</b>	<b>4,100.00</b>	<b>1,400.00</b>	<b>5,500.00</b>
<b>53000 UTILITIES</b>			
AmeriGas propane	400.00	0.00	400.00

**24-25 EXPENDITURE DETAIL  
DEPARTMENT 2610**

	<b>Base Budget</b>	<b>Budget Changes</b>	<b>Requested Budget</b>
PG&E (\$520 x 12=)	7,000.00	0.00	7,000.00
Amador Water Agency (\$12 x 12=144)	144.00	0.00	144.00
Terminex (\$7 x 12= <del>84</del> )	84.00	0.00	84.00
Signal Service (\$40 x 12=480)	480.00	0.00	480.00
Aces(86X12=1032)	1,032.00	0.00	1,032.00
<b>Total</b>	<b>9,140.00</b>	<b>0.00</b>	<b>9,140.00</b>

**178,498.00      21,473.00      199,971.00**

**56200 FIXED ASSETS - EQUIPMENT**

---

	0.00	0.00	0.00
<b>Total</b>	<b>0.00</b>	<b>0.00</b>	<b>0.00</b>

**58900 A-87 COST ALLOCATION PLAN**

---

<b>Total</b>	<b>105,656.00</b>	<b>0.00</b>	<b>105,656.00</b>
--------------	-------------------	-------------	-------------------

**Combined Total    957,971.00      21,473.00      979,444.00**

**24-25 REVENUE DETAIL  
DEPARTMENT 2610**

	<b>Base Budget</b>	<b>Budget Changes</b>	<b>Requested Budget</b>
<b>45220 Aid for Agriculture</b>			
CDFA contracts listed below	32,813.00	(5,514.00)	27,299.00
Mill Tax (from DPR)	90,000.00	0.00	90,000.00
Unclaimed Gas Tax from CDFA (\$145,000 + 50,000)	177,000.00	18,000.00	195,000.00
CDFA Invasive Weed control contract [funded through 2025]	21,210.00	0.00	21,210.00
DMS Petroleum(\$1,575) Registered Service Agency fund (425)	2,000.00	0.00	2,000.00
<b>Total</b>	<b>323,023.00</b>	<b>12,486.00</b>	<b>335,509.00</b>
<b>46009 Charges for Services</b>			
UCCE reimbursement for Admin assistant	37,000.00	9,000.00	46,000.00
<b>Total</b>	<b>37,000.00</b>	<b>9,000.00</b>	<b>46,000.00</b>
<b>46890 Ag Sales</b>			
Device Registration Fees	47,500.00	0.00	47,500.00
Pest Control Registration Fees	1,500.00	0.00	1,500.00
<b>Total</b>	<b>49,000.00</b>	<b>0.00</b>	<b>49,000.00</b>
<b>Combined Total</b>	<b>409,023.00</b>	<b>21,486.00</b>	<b>430,509.00</b>

<u>CDFA contracts</u>	
Organic and C	163.00
GWSS	5,515.00
Pest Detection	17,082.00
EGVM	3,939.00
Nursery	500.00
seed	100.00
	<b>27,299.00</b>

DEPT #	DEPT	NAME	BARG UNIT	PERS CLASS	JOB TITLE	BASE PAY	LONGEVITY	EDUCATION / OTHER	WAGE INC MGMT-4% MM - 4% SEIU-4%	STEP INCREASE	EDUCATION / OTHER	BASE HOURS	FTE	GROSS TOTAL	24-25 PERS NORMAL COST	24-25 PERS UNFUNDED LIABILITY	FICA MEDICARE	OTHER PAY	DEFERRED COMP D	HEALTH INS 2024	25 Health Ins 10% Inc. (estimate)	TOTAL
2610	Agriculture	Mayberry, E.	MGMT	MIS2	Ag. Commissioner	4,532.00	113.30		4,713.28		117.83	1.00	26.00	124,122.42	12,052.29	25,015.11	9,495.36	600.08	600.08	28,278.96	28,692.91	200,978.17
2610	Agriculture	Clark, B.	MM	MIS1	Deputy Ag Com	3,602.40	473.72		3,746.50		492.66	1.00	26.00	108,913.81	10,575.53	21,950.03	8,759.77	5,592.96	600.08	1,361.76	1,429.85	157,822.03
2610	Agriculture	Vacant	GU	MIS3	Ag & Stand Insp I	25.10			26.10			1.00	2,080.00	53,653.76	5,209.78	10,813.15	4,104.51			9,021.60	9,472.68	83,253.89
2610	Agriculture	Fraser, B.	GU	MIS3	Admin Secretary	24.80			25.79	27.08		1.00	2,080.00	53,321.98	5,177.56	10,746.29	4,079.13			18,689.76	19,624.25	92,849.22
2610	Agriculture	Neufeld, C. (Wright)	GU	MIS3	Ag & Stand Insp III	34.49			36.02			1.00	2,080.00	76,823.12	7,459.52	15,482.61	5,876.87			9,021.60	9,472.68	115,114.90
2610	Agriculture	Neves, J.	XH	XH	Ag Technician	19.21			19.98			0.48	2,080.00	19,710.38		15,482.61	1,507.84					21,218.23

Changes:

Total 436,545.00 40,475.00 84,007.00 33,824.00 5,593.00 1,200.00 66,374.00 69,692.00 671,336.00

COUNTY OF AMADOR  
Financing Sources and Uses  
by Budget Unit by Object  
Government Funds  
Fiscal Year 2024-2025

Budget Unit: BUILDING DEPARTMENT 2620  
Function: Public Protection  
Activity: Protective Inspection

DETAIL BY REVENUE CATEGORY AND EXPENDITURE OBJECT	ACTUAL 2022-2023	ADOPTED 2023-2024	BASE 2024-2025	CHANGES 2024-2025	REQUESTED 2024-2025
<b>Licenses, Permits, and Franchises</b>					
42120 Construction Permits	618,515.16	575,000.00	575,000.00	0.00	575,000.00
<b>Charges for Services</b>					
46009 Charges for Services	202.50	0.00	0.00	0.00	0.00
46711 Plan/Engineer Bldg Dept	141,397.84	160,000.00	160,000.00	0.00	160,000.00
46713 Tech Fees for Software	0.00	42,720.00	42,720.00	0.00	42,720.00
Total Charges for Services	141,600.34	202,720.00	202,720.00	0.00	202,720.00
<b>Other Revenues</b>					
47890 Miscellaneous Revenues	0.00	1,000.00	1,000.00	0.00	1,000.00
<b>TOTAL REVENUE</b>	<b>760,115.50</b>	<b>778,720.00</b>	<b>778,720.00</b>	<b>0.00</b>	<b>778,720.00</b>
<b>Salaries and Benefits</b>					
50100 Salaries and Wages	380,168.56	505,268.00	536,149.00	7,768.00	543,917.00
50102 Overtime	0.00	0.00	0.00	0.00	0.00
50200 Deferred Comp County Match	1,800.16	1,800.00	1,800.00	0.00	1,800.00
50300 Retirement - Employer's Share	34,189.92	45,995.00	46,799.00	754.00	47,553.00
50304 Retirement - PERS Misc. Unfunded Liability	94,920.00	84,771.00	97,134.00	1,566.00	98,700.00
50310 FICA/Medicare Tax - Employer's Share	28,579.13	38,653.00	41,015.00	595.00	41,610.00
50400 Employee Group Insurance	33,900.49	80,689.00	67,638.00	0.00	67,638.00
50500 Workers' Compensation Insurance	10,456.79	12,053.00	12,673.00	0.00	12,673.00
Total Salaries and Employee Benefits	584,015.05	769,229.00	803,208.00	10,683.00	813,891.00
<b>Services and Supplies</b>					
51100 Clothing & Personal Supplies	0.00	400.00	400.00	(200.00)	200.00
51200 Communications	1,746.68	1,549.00	1,490.00	0.00	1,490.00
51700 Maintenance - Equipment	32.29	1,750.00	1,750.00	(1,000.00)	750.00
51760 Maintenance - Programs	47,267.08	46,785.00	47,063.00	1,600.00	48,663.00
52000 Memberships	973.00	2,000.00	2,000.00	(400.00)	1,600.00
52200 Office Expense	2,630.99	2,600.00	2,600.00	(800.00)	1,800.00
52211 G.S.A. Cost Allocation	2,006.00	3,551.00	5,700.00	0.00	5,700.00
52230 Code Books	1,597.03	800.00	800.00	(400.00)	400.00
52300 Professional & Specialized Services	800.00	500.00	500.00	(200.00)	300.00
52400 Publications and Legal Notices	0.00	300.00	300.00	0.00	300.00
52500 Rents, Leases - Equipment	1,012.05	1,000.00	1,000.00	(500.00)	500.00
52700 Minor Equipment	0.00	0.00	0.00	0.00	0.00
52870 Staff Training	1,898.25	6,000.00	6,000.00	(2,000.00)	4,000.00
52900 G.S.A. and In-County Travel	18,383.77	28,432.00	28,432.00	0.00	28,432.00
Total Services And Supplies	78,347.14	95,667.00	98,035.00	(3,900.00)	94,135.00

COUNTY OF AMADOR  
Financing Sources and Uses  
by Budget Unit by Object  
Government Funds  
Fiscal Year 2024-2025

Budget Unit: BUILDING DEPARTMENT 2620  
Function: Public Protection  
Activity: Protective Inspection

DETAIL BY REVENUE CATEGORY AND EXPENDITURE OBJECT	ACTUAL 2022-2023	ADOPTED 2023-2024	BASE 2024-2025	CHANGES 2024-2025	REQUESTED 2024-2025
<b>Capital (Fixed) Assets</b>					
56200 Fixed Assets - Equipment	0.00	0.00	0.00	0.00	0.00
<b>A-87 Countywide Cost Allocation Plan</b>					
58900 A-87 Cost Allocation Plan	86,040.00	92,895.00	83,048.00	0.00	83,048.00
<b>TOTAL EXPENDITURES/APPROPRIATIONS</b>	<b>748,402.19</b>	<b>957,791.00</b>	<b>984,291.00</b>	<b>6,783.00</b>	<b>991,074.00</b>
<b>NET COST (11,713.31)</b>	<b>179,071.00</b>	<b>205,571.00</b>	<b>6,783.00</b>	<b>212,354.00</b>	
<b>Requested Increase or (Decrease) in General Fund Contribution</b>					<b>6,783.00</b>

**Department: 2620**

1. Please provide comments regarding your Department's Requested Budget
  - ° Add additional rows as needed.
2. You may include additional documentation
  - ° If included please add your Department Name and number at the top of all supporting documentation

<b>REVENUE</b>
<b>EXPENDITURES</b>
<b>FIXED ASSETS</b>
<b>OTHER</b>
<b>BUDGET ANALYST NOTES</b>

**24-25 EXPENDITURE DETAIL  
BUILDING DEPARTMENT - 2620**

	Base Budget	Budget Changes	Requested Budget
<b>WAGES AND BENEFITS</b>			
<b>Total</b>	<b>803,208.00</b>	<b>10,683.00</b>	<b>813,891.00</b>
<b>51100 CLOTHING &amp; PERSONAL SUPPLIES</b>			
<b>Total</b>	<b>400.00</b>	<b>(200.00)</b>	<b>200.00</b>
<b>51200 COMMUNICATIONS</b>			
IT Telephone Charges (approx. \$60/mo)	1,490.00	0.00	1,490.00
<b>Total</b>	<b>1,490.00</b>	<b>0.00</b>	<b>1,490.00</b>
<b>51700 Maintenance-Equipment</b>			
<b>Total</b>	<b>1,750.00</b>	<b>(1,000.00)</b>	<b>750.00</b>
<b>51760 MAINTENANCE - PROGRAMS</b>			
IT Costs per Technology Cost Matrix	4,343.00	0.00	4,343.00
eProcess 360 permitting software	42,720.00	184.00	42,904.00
Upcodes - code search software	0.00	1,416.00	1,416.00
<b>Total</b>	<b>47,063.00</b>	<b>1,600.00</b>	<b>48,663.00</b>
<b>52000 MEMBERSHIPS</b>			
CALBO-CACEO-SVABO-ICC-CBOAC	2,000.00	(400.00)	1,600.00
<b>Total</b>	<b>2,000.00</b>	<b>(400.00)</b>	<b>1,600.00</b>
<b>52200 OFFICE EXPENSE</b>			
GSA Charges, Supplies & Postage	1,600.00	(600.00)	1,000.00
Office Depot office supplies	800.00	(200.00)	600.00
Printing	200.00	0.00	200.00
<b>Total</b>	<b>2,600.00</b>	<b>(800.00)</b>	<b>1,800.00</b>
<b>52211 GSA DEPT COST ALLOCATION</b>			
Per GSA	5,700.00	0.00	5,700.00
<b>Total</b>	<b>5,700.00</b>	<b>0.00</b>	<b>5,700.00</b>
<b>52230 CODE BOOKS</b>			
Additional Code Book updates.	800.00	(400.00)	400.00
<b>Total</b>	<b>800.00</b>	<b>(400.00)</b>	<b>400.00</b>
<b>52300 PROFESSIONAL &amp; SPECIALIZED SERVICES</b>			
<i>Contract for Services (List vendors and what contract is for)</i>			
Billing for outside plan review and inspection services	500.00	(200.00)	300.00
<b>Total</b>	<b>500.00</b>	<b>(200.00)</b>	<b>300.00</b>



**24-25 EXPENDITURE DETAIL  
BUILDING DEPARTMENT - 2620**

	Base Budget	Budget Changes	Requested Budget
<b>52400 PUBLICATIONS &amp; LEGAL NOTICES</b>			
	300.00	0.00	300.00
<b>Total</b>	<b>300.00</b>	<b>0.00</b>	<b>300.00</b>
<b>52500 RENTS/LEASES - EQUIPMENT</b>			
GSA Copier Pool Plan (based on actual costs from last 2 years)	1,000.00	(500.00)	500.00
<b>Total</b>	<b>1,000.00</b>	<b>(500.00)</b>	<b>500.00</b>
<b>52700 MINOR EQUIPMENT</b>			
	0.00	0.00	0.00
	0.00	0.00	0.00
<b>Total</b>	<b>0.00</b>	<b>0.00</b>	<b>0.00</b>
<b>52870 STAFF TRAINING</b>			
Training which is required in order to maintain mandatory professional certifications	6,000.00	(2,000.00)	4,000.00
<b>Total</b>	<b>6,000.00</b>	<b>(2,000.00)</b>	<b>4,000.00</b>
<b>52900 GSA &amp; In-County Travel</b>			
Vehicle Rental (225 X 12 mos. X 2 vehicles)			
Fuel			
Equipment Maintenance Costs			
<b>Total</b>	<b>28,432.00</b>	<b>0.00</b>	<b>28,432.00</b>
<b>52910 MEETINGS &amp; CONVENTIONS</b>			
<i>Conferences (list conference &amp; purpose)</i>			
None.	0.00	0.00	0.00
<b>Total</b>	<b>0.00</b>	<b>0.00</b>	<b>0.00</b>
	<b>98,035.00</b>	<b>(3,900.00)</b>	<b>94,135.00</b>
<b>56200 FIXED ASSETS - EQUIPMENT</b>			
<i>Fixed Asset is an item over \$1,000.00 (List item and estimated cost)</i>			
None.	0.00	0.00	0.00
<b>Total</b>	<b>0.00</b>	<b>0.00</b>	<b>0.00</b>
<b>58900 A-87 COST ALLOCATION PLAN</b>			
<b>Total</b>	<b>83,048.00</b>	<b>0.00</b>	<b>83,048.00</b>
<b>Combined Total</b>	<b>984,291.00</b>	<b>6,783.00</b>	<b>991,074.00</b>

**24-25 REVENUE DETAIL  
BUILDING DEPARTMENT - 2620**

	Base Budget	Budget Changes	Requested Budget
<b>42120 Construction Permit</b>			
Building Permit fees	575,000.00	0.00	575,000.00
<b>Total</b>	<b>575,000.00</b>	<b>0.00</b>	<b>575,000.00</b>
<b>46009 Charges for Services</b>			
	0.00	0.00	0.00
<b>Total</b>	<b>0.00</b>	<b>0.00</b>	<b>0.00</b>
<b>46711 Plan/Engineer Bldg Dept</b>			
Plan Check fees for Building Permits and Pre-Application review fees	160,000.00	0.00	160,000.00
<b>Total</b>	<b>160,000.00</b>	<b>0.00</b>	<b>160,000.00</b>
<b>46713 Tech fees for software</b>			
Software fees pulled in from trust fund for annual maintenance	42,720.00	0.00	42,720.00
<b>Total</b>	<b>42,720.00</b>	<b>0.00</b>	<b>42,720.00</b>
<b>47880 Other Sales</b>			
Fees for inspection outside of those included in Building Permits. (Moved revenue to 42120 per Auditor)	0.00	0.00	0.00
<b>Total</b>	<b>0.00</b>	<b>0.00</b>	<b>0.00</b>
<b>47890 Misc. Revenues</b>			
Record Searches, Weekly Reports, copies	1,000.00	0.00	1,000.00
<b>Total</b>	<b>1,000.00</b>	<b>0.00</b>	<b>1,000.00</b>
<b>Combined Total</b>	<b>778,720.00</b>	<b>0.00</b>	<b>778,720.00</b>

DEPT #	DEPT	NAME	BARG UNIT	PERS CLASS	JOB TITLE	BASE PAY	LONGEVITY	EDUCATION / OTHER	WAGE INC MM - 4% SEIU-4%	STEP INCREASE	LONGEVITY	EDUCATION / OTHER	FTE	HOURS	FTE UNITS	GROSS	TOTAL	24-25 PERS NORMAL COST	24-25 PERS MISC PLAN UNFUNDED LIABILITY	FICA MEDICARE	OTHER PAY	DEFERRE D COMP	HEALTH INS 2024	25 Health Ins 10% Inc. (estimate)	TOTAL	
2620	Building	Barr, H	MM	MISS	Chief Building Official	5,015.62	125.47		5,219.36		130.48		1.00	2080.00	26.00	137,449.96	137,449.96	13,345.39	27,701.09	11,048.36	6,973.08	600.08	28.28	30.74	197,149.71	
2620	Building	Barnes, J	GU	MISS	Bldg Insp III	40.62			72.24				1.00	2080.00	2080.00	86,829.31	86,829.31	8,431.13	17,499.22	7,139.16	6,463.08	600.08	1,391.04	1,480.59	128,452.57	
2620	Building	Vacant	GU	MISS	Bldg Insp I	28.96			30.14				1.00	2080.00	2080.00	61,947.65	61,947.65	6,015.12	12,484.67	4,897.85	900.12	26,769.60	28,108.08	114,263.49		
2620	Building	Ford, L	GU	MISS	Plans Examiner I	36.94		0.96	38.42				1.00	2080.00	2080.00	79,193.46	79,193.46	7,688.66	15,960.32	6,666.30	900.12	26,769.60	28,108.08	137,069.63		
2620	Building	Sperry, P	GU	MISS	Building Permit Tech II	31.83			33.10	34.76			1.00	2080.00	2080.00	69,628.76	69,628.76	6,760.96	14,032.69	5,326.60	5,708.16	9,050.88	9,503.42	105,232.43		
2620	Building	Barton, S	GU	MISS	Admin Asst II	21.95			22.83				1.00	2080.00	2080.00	46,920.32	46,920.32	4,555.96	9,456.12	4,026.08	5,708.16	406.32	426.64	71,693.36		
2620	Building	Vacant	GU/XH	MISS	Bldg Insp II	31.91			33.19			0.50	2080.00	1040.00	34,105.41	34,105.41					2,699.06		0.00	0.00	36,714.47	
Changes:																										
2620	Building	Request							22.83			(1.00)	2080.00	(2080.00)		(46,920.32)	(46,920.32)	(4,555.96)	(9,456.12)	(4,026.08)	(5,708.16)	(600.08)	(406.32)	(426.64)	(71,693.36)	
2620	Building	Barton, S	GU	MISS	Admin Asst II	21.95			26.00	27.30		1.00	2080.00	2080.00		54,688.00	54,688.00	5,310.20	11,021.59	4,620.31	5,708.16	600.08	406.32	426.64	82,374.98	
Total																										
																	523,843.00	47,553.00	98,700.00	41,610.00	20,074.00	1,800.00	64,417.00	67,638.00	801,217.00	

# AMADOR COUNTY HUMAN RESOURCES

## REQUEST FOR POSITION TO BE ADDED OR RECLASSIFIED

\*\*MUST COMPLETE ALL THREE (3) PAGES\*\*

DATE:

MARCH 26, 2024

DEPARTMENT:

BLDG

BUDGET NUMBER:

2620

DEPARTMENT HEAD NAME:

TODD BARR

DEPARTMENT HEAD TITLE:

CHIEF BUILDING OFFICIAL

RECLASSIFICATION  ADD NEW POSITION  EFFECTIVE DATE:

CURRENT CLASSIFICATION:

ADMINISTRATIVE ASSISTANT II

N/A

TITLE OF PROPOSED CLASSIFICATION:

BUILDING PERMIT TECHNICIAN I

NAME OF EMPLOYEE:

SAMANTHA BARTON

PROPOSED SALARY:

25.00

(in some cases a salary survey may be required)

PROPOSED RANGE:

2042

### REASON FOR THE NEW POSITION TO BE ADDED OR RECLASSIFIED

**The following information is required for all reclassifications and new position requests:**

- Significant and permanent changes in the assigned responsibilities
- Permanent increased workload – reason for increase SKILL LEVEL DICTATES INCREASED RESPONSIBILITY
- Change in level of supervision received and/or exercised
- Department reorganization
- Other EXPERIENCE GAINED AND CERTIFICATION OBTAINED. HAS BUILDING PERMIT TECH DUTIES.

Please describe the reason for the request, providing additional details about the selection(s) above (e.g. describe reason for reorganization and/or increased workload):

SAMANTHA HAS OVER TWO YEARS FULL TIME EXPERIENCE WORKING IN THE BUILDING

DEPT AND IS PERFORMING AT OR ABOVE THE PERMIT TECHNICIAN I LEVEL. SHE HAS

COMPLETED FORMAL TRAINING IN THE CAREER FIELD, OBTAINED HER ASSOCIATE DEGREE

AND HOLDS ICC CERTIFICATION AS A BUILDING PERMIT TECHNICIAN

**REQUEST FOR POSITION TO BE ADDED OR RECLASSIFIED**

**ATTACHMENTS**

- Prior job description
- Revised job description
- Proposed new job description
- Organizational Chart
- Other

Requestor Signature: 

Director of Human Resources Signature:

**HUMAN RESOURCES USE ONLY**

Date Received: \_\_\_\_\_

Accepted  Rejected

Recommendation:

Approve  Deny

Comments:

\_\_\_\_\_  
\_\_\_\_\_  
\_\_\_\_\_  
\_\_\_\_\_

Budget Analyst/Director Copy  Yes  No

Budget Year \_\_\_\_\_

Budget Unit: SPECIAL SERVICES 2700  
Function: Public Protection  
Activity: Other Protection

DETAIL BY REVENUE CATEGORY AND EXPENDITURE OBJECT	ACTUAL 2022-2023	ADOPTED 2023-2024	BASE 2024-2025	CHANGES 2024-2025	REQUESTED 2024-2025
<b>Intergovernmental Revenue</b>					
45580 Federal Forest Reserve	0.00	0.00	0.00	0.00	0.00
<b>Other Revenues</b>					
47890 Miscellaneous	0.00	0.00	0.00	0.00	0.00
<b>TOTAL REVENUE</b>	<b>0.00</b>	<b>0.00</b>	<b>0.00</b>	<b>0.00</b>	<b>0.00</b>
<b>Other Charges</b>					
54001 Title III Forest Service	0.00	0.00	0.00	0.00	0.00
54102 Commission on Aging	500.00	750.00	750.00	0.00	750.00
54103 APAL	15,000.00	15,000.00	15,000.00	0.00	15,000.00
54104 ATCAA	0.00	25,000.00	25,000.00	0.00	25,000.00
54105 LAFCO	28,600.00	28,595.00	28,595.00	0.00	28,595.00
54112 Common Ground/ACSS	0.00	0.00	0.00	0.00	0.00
54131 Resource Conservation District	0.00	500.00	500.00	0.00	500.00
54135 Cemetery	0.00	1,500.00	1,500.00	0.00	1,500.00
54136 Volcano Pioneer Cemetery Maint.	0.00	1,500.00	1,500.00	0.00	1,500.00
54137 Amador Senior Center	30,000.00	30,000.00	30,000.00	0.00	30,000.00
54139 Pine Acres CSD Firehouse	0.00	0.00	0.00	0.00	0.00
<b>Total Other Charges</b>	<b>74,100.00</b>	<b>102,845.00</b>	<b>102,845.00</b>	<b>0.00</b>	<b>102,845.00</b>
<b>A-87 Countywide Cost Allocation Plan</b>					
58900 A-87 Cost Allocation Plan	336.00	237.00	406.00	0.00	406.00
<b>TOTAL EXPENDITURES/APPROPRIATIONS</b>	<b>74,436.00</b>	<b>103,082.00</b>	<b>103,251.00</b>	<b>0.00</b>	<b>103,251.00</b>
<b>NET COST</b>	<b>74,436.00</b>	<b>103,082.00</b>	<b>103,251.00</b>	<b>0.00</b>	<b>103,251.00</b>
<b>Requested Increase or (Decrease) in General Fund Contribution</b>					<b>0.00</b>

## Budget Notes

### Department: 2700

1. Please provide comments regarding your Department's Requested Budget
  - Add additional rows as needed.
2. You may include additional documentation
  - If included please add your Department Name and number at the top of all supporting documentation

#### REVENUE

#### EXPENDITURES

#### OTHER

#### BUDGET ANALYST NOTES

4/26/22 - Board approved an increase to \$15K in the contribution to the Senior Center.

5/24/22 - Board approved the Senior Center's request for the \$15K allocation to Common Ground for Meals on Wheels be reallocated to the Senior Center who will be running the Meals on Wheels program for fiscal year 22-23.

County's annual contribution to ATCAA is released upon the CAO's receipt of a letter from ATCAA requesting the County's contribution.

Budget Unit: RECORDER 2710  
Function: Public Protection  
Activity: Other Protection

DETAIL BY REVENUE CATEGORY AND EXPENDITURE OBJECT	ACTUAL 2022-2023	ADOPTED 2023-2024	BASE 2024-2025	CHANGES 2024-2025	REQUESTED 2024-2025
<b>Licenses, Permits, and Franchises</b>					
42160 Other Licenses & Permit	8,841.00	10,000.00	10,000.00	0.00	10,000.00
<b>Intergovernmental Revenue</b>					
45242 State Aid - Public Safety P172	57,347.01	49,408.00	49,408.00	0.00	49,408.00
<b>Charges for Services</b>					
46671 Recorder Micro/Modernization	21,200.00	0.00	0.00	2,000.00	2,000.00
46672 Social Security Truncation	0.00	3,900.00	3,900.00	0.00	3,900.00
46675 Vital Records	0.00	0.00	0.00	7,500.00	7,500.00
46750 Clerk Fees & Costs	3,613.50	3,000.00	3,000.00	0.00	3,000.00
46790 Recording Fees	172,080.60	180,000.00	180,000.00	0.00	180,000.00
46791 Burial Permit Fees	1,040.00	1,000.00	1,000.00	0.00	1,000.00
46792 Recording Fees/Clerk Office	13,423.00	15,000.00	15,000.00	0.00	15,000.00
46795 SB2 Admin Fees	44,500.00	40,000.00	40,000.00	0.00	40,000.00
Total Charges for Services	255,857.10	242,900.00	242,900.00	9,500.00	252,400.00
<b>Other Revenues</b>					
47880 Other Sales	25.00	0.00	0.00	0.00	0.00
47890 Miscellaneous Revenues	290.00	0.00	0.00	0.00	0.00
Total Other Revenues	315.00	0.00	0.00	0.00	0.00
<b>TOTAL REVENUE</b>	<b>322,360.11</b>	<b>302,308.00</b>	<b>302,308.00</b>	<b>9,500.00</b>	<b>311,808.00</b>
<b>Salaries and Benefits</b>					
50100 Salaries and Wages	342,002.91	358,752.00	379,254.00	19,110.00	398,364.00
50200 Deferred Comp County Match	2,700.13	2,700.00	2,700.00	0.00	2,700.00
50300 Retirement - Employer's Share	35,446.25	39,437.00	40,204.00	1,855.00	42,059.00
50304 Retirement - PERS Misc. Unfunded Liability	68,079.00	64,934.00	74,156.00	3,851.00	78,007.00
50310 FICA/Medicare Tax - Employer's Share	25,245.87	27,445.00	29,013.00	1,462.00	30,475.00
50400 Employee Group Insurance	41,281.15	44,333.00	48,324.00	0.00	48,324.00
50500 Workers' Compensation Insurance	1,680.84	1,937.00	2,037.00	0.00	2,037.00
Total Salaries and Employee Benefits	516,436.15	539,538.00	575,688.00	26,278.00	601,966.00
<b>Services and Supplies</b>					
51200 Communications	1,926.36	1,960.00	1,978.00	0.00	1,978.00
51700 Maintenance - Equipment	0.00	0.00	0.00	0.00	0.00
51760 Maintenance - Programs	4,214.40	4,845.00	5,845.00	0.00	5,845.00
52000 Memberships	850.00	850.00	850.00	0.00	850.00
52200 Office Expense	11,656.21	16,220.00	16,220.00	7,500.00	23,720.00
52211 G.S.A. Cost Allocation	5,722.00	5,956.00	8,654.00	0.00	8,654.00



Budget Unit: RECORDER 2710  
Function: Public Protection  
Activity: Other Protection

DETAIL BY REVENUE CATEGORY AND EXPENDITURE OBJECT	ACTUAL 2022-2023	ADOPTED 2023-2024	BASE 2024-2025	CHANGES 2024-2025	REQUESTED 2024-2025
52300 Professional & Specialized Services	27,200.00	26,870.00	26,870.00	0.00	26,870.00
52500 Rents, Leases - Equipment	2,376.55	2,741.00	2,741.00	0.00	2,741.00
52700 Minor Equipment	3,157.43	0.00	0.00	0.00	0.00
52910 Meetings and Conventions	690.50	1,000.00	1,000.00	2,000.00	3,000.00
Total Services And Supplies	57,793.45	60,442.00	64,158.00	9,500.00	73,658.00
<b>Capital (Fixed) Assets</b>					
56200 Fixed Assets - Equipment	0.00	0.00	0.00	0.00	0.00
<b>A-87 Countywide Cost Allocation Plan</b>					
58900 A-87 Cost Allocation Plan	103,918.00	99,503.00	81,323.00	0.00	81,323.00
<b>TOTAL EXPENDITURES/APPROPRIATIONS</b>	<b>678,147.60</b>	<b>699,483.00</b>	<b>721,169.00</b>	<b>35,778.00</b>	<b>756,947.00</b>
<b>NET COST</b>	<b>355,787.49</b>	<b>397,175.00</b>	<b>418,861.00</b>	<b>26,278.00</b>	<b>445,139.00</b>
<b>Requested Increase or (Decrease) in General Fund Contribution</b>					<b>26,278.00</b>

## Budget Notes

### Department: 2710

1. Please provide comments regarding your Department's Requested Budget
  - ° Add additional rows as needed.
2. You may include additional documentation
  - ° If included please add your Department Name and number at the top of all supporting documentation

#### REVENUE

#### EXPENDITURES

Requesting an additional \$2000 for 52910 Meetings & Convention. The current amount is insufficient to even cover the expenses for 1 New Law Conference without lodging. In order to stay current and connected with new laws and current practices I would like to attend at least one additional meeting per year.

Need to purchase banknote paper for certified copies of vital records. This is a purchase that occurs approximately every 2 years. Our last purchase was in March of 2022 and was \$5000. I am still waiting for a quote, so the \$7500 is an estimate until the quote is received.

#### FIXED ASSETS

#### OTHER

Requesting the reclassification of 3 positions. This will better reflect the level of knowledge, experience and actual duties performed by these individuals.

#### BUDGET ANALYST NOTES

Post Budget Meeting Change: 4/11/24 Email from the Recorder increased revenue from trust funds to cover the necessary increases to Services and Supplies for bank note paper and training.

**2710 Expenditure Worksheet 2024-25**

<b>Line Item</b>	<b>Description</b>	<b>Base Budget</b>	<b>Budget Changes</b>	<b>Total Requested</b>
<b>Wages and Benefits</b>				
		<b>575,688.00</b>	<b>26,278.00</b>	<b>601,966.00</b>
<b>51200 Communications</b>				
		<b>1,978.00</b>	<b>-</b>	<b>1,978.00</b>
<b>51700 Maintenance of Equipment</b>				
		<b>-</b>	<b>-</b>	<b>-</b>
<b>51760 Maintenance of Programs</b>				
		<b>5,845.00</b>	<b>-</b>	<b>5,845.00</b>
<b>52000 Memberships</b>				
	CRAC 1 Principal & 5 Deputies	500.00	-	500.00
	CACEO 1 Principal & 5 Deputies(1/2 Prin from 1510)	350.00	-	350.00
	National Notary Assn (4yr)	-	-	-
		<b>850.00</b>	<b>-</b>	<b>850.00</b>
<b>52200 Office Expenses</b>				
	Micrographics Services with PFA/Kofile	5,000.00	-	5,000.00
	Bank Note Paper	-	7,500.00	7,500.00
	Reference Manuals	300.00	-	300.00
	Toner Cartridges	400.00	-	400.00
	Printing Charges	-	-	-
	Envelopes -Printing Regular/Window	500.00	-	500.00
	Postage	7,000.00	-	7,000.00
	Office Supplies	3,020.00	-	3,020.00
	Replacement Antifatigue Floor Mat	-	-	-
		<b>16,220.00</b>	<b>7,500.00</b>	<b>23,720.00</b>
<b>52211 GSA Cost Allocation</b>				
		<b>8,654.00</b>	<b>-</b>	<b>8,654.00</b>
<b>52300 Professional &amp; Specialized Services</b>				
	Granicus annual license	16,970.00	-	16,970.00
	Image Fee for ID Shield Truncation	3,900.00	-	3,900.00
	Hosting and cloud maintenance for Digital Reel/BMI	6,000.00	-	6,000.00
	Map/Vitals Preservation	-	-	-
		<b>26,870.00</b>	<b>-</b>	<b>26,870.00</b>

**2710 Expenditure Worksheet 2024-25**

<b>Line Item</b>	<b>Description</b>	<b>Base Budget</b>	<b>Budget Changes</b>	<b>Total Requested</b>
<b>52500 Rents, Leases -Equipment</b>				
	Copier	1,013.00	-	1,013.00
	Secured Storage	1,728.00	-	1,728.00
		<b>2,741.00</b>	-	<b>2,741.00</b>
<b>52700 Minor Equipment</b>				
	See notes for detail	-	-	-
		-	-	-
<b>52910 Meetings &amp; Conventions</b>				
		1,000.00	2,000.00	<b>3,000.00</b>
<b>56200 Fixed Assets</b>				
				-
<b>58900 A-87 Cost Plan</b>				
		81,323.00	-	<b>81,323.00</b>

<b>Total Base Budget</b>	721,169.00		
<b>Budget Changes</b>		35,778.00	
<b>Total Requested</b>			756,947.00

**24-25 REVENUE DETAIL  
DEPARTMENT 2710**

	Base Budget	Budget Changes	Requested Budget
<b>42160 Other Licenses &amp; Permit</b>			
Special Department permits	10,000.00	0.00	10,000.00
<b>Total</b>	<b>10,000.00</b>	<b>0.00</b>	<b>10,000.00</b>
<b>45242 Aid-Public Safety</b>			
Prop 172	49,408.00	0.00	49,408.00
<b>Total</b>	<b>49,408.00</b>	<b>0.00</b>	<b>49,408.00</b>
<b>45490 Mandate Cost</b>			
	0.00	0.00	0.00
<b>Total</b>	<b>0.00</b>	<b>0.00</b>	<b>0.00</b>
<b>46671 Recorder Micro/Modern Trust</b>			
	0.00	0.00	2,000.00
<b>Total</b>	<b>0.00</b>	<b>0.00</b>	<b>0.00</b>
<b>46672 Social Security Truncation</b>			
Truncation costs for the year	3,900.00	0.00	3,900.00
<b>Total</b>	<b>3,900.00</b>	<b>0.00</b>	<b>3,900.00</b>
<b>46675 Vital Records</b>			
	0.00	7,500.00	7,500.00
<b>Total</b>	<b>0.00</b>	<b>7,500.00</b>	<b>0.00</b>
<b>46750 Court Fees &amp; Costs (Clerk General Fund)</b>			
	3,000.00	0.00	3,000.00
<b>Total</b>	<b>3,000.00</b>	<b>0.00</b>	<b>3,000.00</b>
<b>46790 Recording Fees</b>			
	180,000.00	0.00	180,000.00
<b>Total</b>	<b>180,000.00</b>	<b>0.00</b>	<b>180,000.00</b>
<b>46791 Burial Permit Fees</b>			
	1,000.00	0.00	1,000.00
<b>Total</b>	<b>1,000.00</b>	<b>0.00</b>	<b>1,000.00</b>
<b>46792 Recording Fees/Clerks Office (Clerk FBN)</b>			
	15,000.00	0.00	15,000.00
<b>Total</b>	<b>15,000.00</b>	<b>0.00</b>	<b>15,000.00</b>
<b>46795 SB2 Admin Fee</b>			
	40,000.00	0.00	40,000.00
<b>Total</b>	<b>40,000.00</b>	<b>0.00</b>	<b>40,000.00</b>
<b>47880 Other Sales</b>			
	0.00	0.00	0.00
<b>Total</b>	<b>0.00</b>	<b>0.00</b>	<b>0.00</b>
<b>47890 Miscellaneous</b>			
	0.00	0.00	0.00
<b>Total</b>	<b>0.00</b>	<b>0.00</b>	<b>0.00</b>
	<b>302,308.00</b>	<b>7,500.00</b>	<b>302,308.00</b>

DEPT #	DEPT	NAME	BARG UNIT	PERS CLASS	JOB TITLE	BASE PAY	LONGE VITY	EDUCATI ON /OTHER	WAGE/INC ELECTED-4% MM - 4% SEIU-4%	STEP INCREA SE	LONGE VITY	EDUCATI ON /OTHER	FTE	HOURS	BASE HOURS	FTE UNITS	GROSS	TOTAL	NORMAL COST	24-25 PERS UNFUNDE D	MISC PLAN	25 Health Ins 10% Inc. (estimate)	TOTAL		
																								DEFERRED COMP	HEALTH INS 2024
2710	Recorder	Grady, K.	Elected	MIS1	Clerk/Recorder	5,896.88	922.86		6,132.76		959.78		0.50	26.00	26.00	13.00	91,111.75	91,111.75	13,322.54	18,362.28	6,970.05	300.04	14,927.40	15,673.77	145,740.43
2710	Recorder	Hurtado, T	MM	MIS1	Chief Deputy Rec Clerk	3,699.94	384.42		3,847.94		506.00		1.00	26.00	26.00	110,621.04	110,621.04	10,741.30	22,294.10	8,890.37	600.08	1,391.04	1,460.59	160,200.45	
2710	Recorder	Canale, M.	GU	MIS3	Recorder Clerk SR.	27.60			28.70				1.00	2080.00	2080.00	58,997.76	58,997.76	5,728.68	11,890.16	4,513.33	600.08	18,719.04	19,654.89	101,385.00	
2710	Recorder	Hanna, A.	GU	MIS3	Recorder Clerk II	25.08			26.08				1.00	2080.00	2080.00	53,611.01	53,611.01	5,205.63	10,804.54	4,101.24	600.08	9,805.12	10,295.38	84,617.87	
2710	Recorder	Morris, M.	GU	MIS3	Recorder Clerk II	25.08			26.08				1.00	2080.00	2080.00	53,611.01	53,611.01	5,205.63	10,804.54	4,537.92	600.08	1,180.32	1,239.34	81,706.67	

Requested Changes:

2710	Recorder	Canale, M.	GU	MIS3	Recorder Clerk SR.	27.60			28.70				(1.00)	2080.00	-2080.00	(58,997.76)	(58,997.76)	(5,728.68)	(11,890.16)	(4,513.33)	(600.08)	(18,719.04)	(19,654.99)	(101,385.00)
2710	Recorder	Canale, M.	GU	MIS3	Recorder Clerk Supv.	31.50			32.76				1.00	2080.00	2080.00	67,334.40	67,334.40	6,538.17	13,570.29	5,151.08	600.08	18,719.04	19,654.99	112,849.02
2710	Recorder	Hanna, A.	GU	MIS3	Recorder Clerk II	25.08			26.08				(1.00)	2080.00	-2080.00	(53,611.01)	(53,611.01)	(5,205.63)	(10,804.54)	(4,101.24)	(600.08)	(9,805.12)	(10,295.38)	(84,617.87)
2710	Recorder	Morris, M.	GU	MIS3	Recorder Clerk II	25.08			26.08				(1.00)	2080.00	-2080.00	(53,611.01)	(53,611.01)	(5,205.63)	(10,804.54)	(4,537.92)	(600.08)	(1,180.32)	(1,239.34)	(81,706.67)
2710	Recorder	Morris, M.	GU	MIS3	Recorder Clerk Sr.	27.60			28.70				1.00	2080.00	2080.00	58,997.76	58,997.76	5,728.68	11,890.16	4,950.00	600.08	1,180.32	1,239.34	89,114.18

4.50 387,063.00 42,059.00 78,007.00 30,475.00 11,301.00 2,700.00 46,023.00 48,324.00 599,929.00

## AMADOR COUNTY HUMAN RESOURCES

### REQUEST FOR POSITION TO BE ADDED OR RECLASSIFIED

\*\*MUST COMPLETE ALL THREE (3) PAGES\*\*

DATE: 03/18/2024	
DEPARTMENT: Clerk/Recorder	BUDGET NUMBER: 2710
DEPARTMENT HEAD NAME: Kim Grady	
DEPARTMENT HEAD TITLE: County Clerk/Recorder	
RECLASSIFICATION <input checked="" type="checkbox"/> ADD NEW POSITION <input type="checkbox"/> EFFECTIVE DATE: 07/01/2025	
CURRENT CLASSIFICATION: Recorder Clerk II <span style="float: right;"><input type="checkbox"/> N/A</span>	
TITLE OF PROPOSED CLASSIFICATION: Recorder Clerk Supervisor	
NAME OF EMPLOYEE: Marcie Canale	
PROPOSED SALARY: 31.35 <span style="float: right;">(in some cases a salary survey may be required)</span>	
PROPOSED RANGE: 2677	

### REASON FOR THE NEW POSITION TO BE ADDED OR RECLASSIFIED

**The following information is required for all reclassifications and new position requests:**

<input type="checkbox"/>	Significant and permanent changes in the assigned responsibilities
<input type="checkbox"/>	Permanent increased workload – reason for increase _____
<input checked="" type="checkbox"/>	Change in level of supervision received and/or exercised
<input type="checkbox"/>	Department reorganization
<input checked="" type="checkbox"/>	Other <u>The duties are all being performed at a more expert level.</u>

Please describe the reason for the request, providing additional details about the selection(s) above (e.g. describe reason for reorganization and/or increased workload):

Increased level of knowledge of all aspects of County Clerk, Recorder & Registrar of Births & Deaths.

---

Assumed greater responsibility in all areas including special projects as well as the necessity of

---

exercising more independent decision making and the supervision of other office staff with less years

---

of experience.

---

**REQUEST FOR POSITION TO BE ADDED OR RECLASSIFIED**

Do you have other classifications with similar level duties as the proposed reclassification or position you wish to add? If so, have you considered redistributing the duties?

No. This would be the office supervisory staff overseeing two Senior Recorder Clerk positions.

Please explain what evaluations have been performed to justify this request?

Performace evaluations.

Essential duties of the position to be added or reclassified. Please include the most important and frequently performed duties:

The Senior position requires 5 years of increasingly responsible experience in a Public Agency with at least 2 years in a lead capacity, which she has done for over 3 years.



# AMADOR COUNTY HUMAN RESOURCES

## REQUEST FOR POSITION TO BE ADDED OR RECLASSIFIED

\*\*MUST COMPLETE ALL THREE (3) PAGES\*\*

DATE: 03/18/2024	
DEPARTMENT: Clerk/Recorder	BUDGET NUMBER: 2710
DEPARTMENT HEAD NAME: Kim Grady	
DEPARTMENT HEAD TITLE: County Clerk/Recorder	
RECLASSIFICATION <input checked="" type="checkbox"/> ADD NEW POSITION <input type="checkbox"/> EFFECTIVE DATE: 07/01/2025	
CURRENT CLASSIFICATION: Recorder Clerk II <span style="float: right;"><input type="checkbox"/> N/A</span>	
TITLE OF PROPOSED CLASSIFICATION: Sr. Recorder Clerk	
NAME OF EMPLOYEE: Anne Hanna	
PROPOSED SALARY: 27.60 <span style="float: right;">(in some cases a salary survey may be required)</span>	
PROPOSED RANGE: 1813	

### REASON FOR THE NEW POSITION TO BE ADDED OR RECLASSIFIED

**The following information is required for all reclassifications and new position requests:**

- Significant and permanent changes in the assigned responsibilities
- Permanent increased workload – reason for increase \_\_\_\_\_
- Change in level of supervision received and/or exercised
- Department reorganization
- Other The duties are all being performed at a more expert level.

Please describe the reason for the request, providing additional details about the selection(s) above (e.g. describe reason for reorganization and/or increased workload):

Increased level of knowledge of all aspects of County Clerk, Recorder & Registrar of Births & Deaths.

---

Assumed greater responsibility in all areas including special projects as well as the necessity of

---

exercising more independent decision making.

---



---

**REQUEST FOR POSITION TO BE ADDED OR RECLASSIFIED**

Do you have other classifications with similar level duties as the proposed reclassification or position you wish to add? If so, have you considered redistributing the duties?

Yes, two of the same classifications and I am asking for both to be reclassified to a Sr Recorder Clerk due to their increased knowledge, experience and the necessity for them to make more independent decisions.

Please explain what evaluations have been performed to justify this request?

Performance evaluations.

Essential duties of the position to be added or reclassified. Please include the most important and frequently performed duties:

The Senior position requires 4 years of increasingly responsible office support and public assistance along with at least 3 years of performing the duties of a Recorder Clerk II, which she has been doing since 2021.

## AMADOR COUNTY HUMAN RESOURCES

### REQUEST FOR POSITION TO BE ADDED OR RECLASSIFIED

\*\*MUST COMPLETE ALL THREE (3) PAGES\*\*

DATE: 03/18/2024	
DEPARTMENT: Clerk/Recorder	BUDGET NUMBER: 2710
DEPARTMENT HEAD NAME: Kim Grady	
DEPARTMENT HEAD TITLE: County Clerk/Recorder	
RECLASSIFICATION <input checked="" type="checkbox"/> ADD NEW POSITION <input type="checkbox"/> EFFECTIVE DATE: 07/01/2025	
CURRENT CLASSIFICATION: Recorder Clerk II	<input type="checkbox"/> N/A
TITLE OF PROPOSED CLASSIFICATION: Sr. Recorder Clerk	
NAME OF EMPLOYEE: Melissa Morris	
PROPOSED SALARY: 27.60	(in some cases a salary survey may be required)
PROPOSED RANGE: 1813	

#### REASON FOR THE NEW POSITION TO BE ADDED OR RECLASSIFIED

**The following information is required for all reclassifications and new position requests:**

<input type="checkbox"/> Significant and permanent changes in the assigned responsibilities
<input type="checkbox"/> Permanent increased workload – reason for increase _____
<input checked="" type="checkbox"/> Change in level of supervision received and/or exercised
<input type="checkbox"/> Department reorganization
<input checked="" type="checkbox"/> Other <u>The duties are all being performed at a more expert level.</u>

Please describe the reason for the request, providing additional details about the selection(s) above (e.g. describe reason for reorganization and/or increased workload):

Increased level of knowledge of all aspects of County Clerk, Recorder & Registrar of Births & Deaths.

Assumed greater responsibility in all areas including special projects as well as the necessity of

exercising more independent decision making. It is imperative to retain trained, knowledgeable people

as the training for this office occurs only in house and takes years to complete which benefits the Coun

**REQUEST FOR POSITION TO BE ADDED OR RECLASSIFIED**

Do you have other classifications with similar level duties as the proposed reclassification or position you wish to add? If so, have you considered redistributing the duties?

Yes, two of the same classifications and I am asking for both to be reclassified to a Sr Recorder Clerk due to their increased knowledge, experience and the necessity for them to make more independent decisions.

Please explain what evaluations have been performed to justify this request?

Performance evaluations and observance of their daily duties.

Essential duties of the position to be added or reclassified. Please include the most important and frequently performed duties:

The Senior position requires 4 years of increasingly responsible office support and public assistance along with at least 3 years of performing the duties of a Recorder Clerk II, which she has been doing since 2021.

Budget Unit: CORONER 2720  
Function: Public Protection  
Activity: Other Protection

DETAIL BY REVENUE CATEGORY AND EXPENDITURE OBJECT	ACTUAL 2022-2023	ADOPTED 2023-2024	BASE 2024-2025	CHANGES 2024-2025	REQUESTED 2024-2025
<b>Intergovernmental Revenue</b>					
45242 State Aid - Public Safety P172	43,772.11	37,617.00	37,617.00	0.00	37,617.00
45491 State 4750 PC	34,885.00	6,200.00	6,200.00	0.00	6,200.00
Total Intergovernmental Revenue	78,657.11	43,817.00	43,817.00	0.00	43,817.00
<b>TOTAL REVENUE</b>	<b>78,657.11</b>	<b>43,817.00</b>	<b>43,817.00</b>	<b>0.00</b>	<b>43,817.00</b>
<b>Salaries and Benefits</b>					
50100 Salaries and Wages	96,971.79	138,658.00	136,590.00	0.00	136,590.00
50102 Overtime	12,588.67	4,400.00	4,400.00	0.00	4,400.00
50110 Standby	1,125.00	1,700.00	1,700.00	0.00	1,700.00
50200 Deferred Comp County Match	407.24	600.00	600.00	0.00	600.00
50300 Retirement - Employer's Share	19,109.63	34,475.00	38,469.00	0.00	38,469.00
50305 Retirement - PERS Safety Unfunded Liability	32,070.00	32,070.00	32,867.00	0.00	32,867.00
50310 FICA/Medicare Tax - Employer's Share	1,543.43	2,099.00	2,156.00	0.00	2,156.00
50400 Employee Group Insurance	18,913.43	28,040.00	28,501.00	0.00	28,501.00
50500 Workers' Compensation Insurance	2,539.38	2,927.00	3,077.00	0.00	3,077.00
Total Salaries and Employee Benefits	185,268.57	244,969.00	248,360.00	0.00	248,360.00
<b>Services and Supplies</b>					
51200 Communications	44.44	182.00	182.00	0.00	182.00
51760 Maintenance - Programs	192.92	251.00	376.00	0.00	376.00
51900 Medical & Dental Supplies - Lab	573.75	500.00	500.00	0.00	500.00
52000 Memberships	0.00	400.00	400.00	0.00	400.00
52200 Office Expense	86.90	400.00	400.00	0.00	400.00
52300 Professional & Specialized Services	154,576.00	183,400.00	183,400.00	0.00	183,400.00
52800 Special Departmental Expense	53,951.13	49,978.00	49,978.00	0.00	49,978.00
52860 Peace Officer Training	4,719.19	1,000.00	1,000.00	0.00	1,000.00
Total Services And Supplies	214,144.33	236,111.00	236,236.00	0.00	236,236.00
<b>A-87 Countywide Cost Allocation Plan</b>					
58900 A-87 Cost Allocation Plan	8,599.00	9,205.00	8,797.00	0.00	8,797.00
<b>TOTAL EXPENDITURES/APPROPRIATIONS</b>	<b>408,011.90</b>	<b>490,285.00</b>	<b>493,393.00</b>	<b>0.00</b>	<b>493,393.00</b>
<b>NET COST</b>	<b>329,354.79</b>	<b>446,468.00</b>	<b>449,576.00</b>	<b>0.00</b>	<b>449,576.00</b>
<b>Requested Increase or (Decrease) in General Fund Contribution</b>					<b>0.00</b>

## Budget Notes

### Department: 2720

1. Please provide comments regarding your Department's Requested Budget
  - Add additional rows as needed.
2. You may include additional documentation
  - If included please add your Department Name and number at the top of all supporting documentation

#### REVENUE

No Changes

#### EXPENDITURES

No Changes

#### FIXED ASSETS

#### OTHER

#### BUDGET ANALYST NOTES

**24-25 EXPENDITURE DETAIL  
DEPARTMENT 2720**

	Base Budget	Budget Changes	Requested Budget
<b>WAGES AND BENEFITS</b>			
<b>Total</b>	<b>248,360.00</b>	<b>0.00</b>	<b>248,360.00</b>
<b>51200 COMMUNICATIONS</b>			
<b>Total</b>	<b>182.00</b>	<b>0.00</b>	<b>182.00</b>
<b>Total</b>	<b>182.00</b>	<b>0.00</b>	<b>182.00</b>
<b>51760 MAINTENANCE - PROGRAMS</b>			
IT Costs per Technology Cost Matrix	376.00	0.00	376.00
<b>Total</b>	<b>376.00</b>	<b>0.00</b>	<b>376.00</b>
<b>51900 MEDICAL-LAB SUPPLIES</b>			
Body bags, gloves, eye shields, smocks, booties, pac	500.00	0.00	500.00
<b>Total</b>	<b>500.00</b>	<b>0.00</b>	<b>500.00</b>
<b>52000 MEMBERSHIPS</b>			
California State Coroners Association	400.00	0.00	400.00
<b>Total</b>	<b>400.00</b>	<b>0.00</b>	<b>400.00</b>
<b>52200 OFFICE EXPENSE</b>			
Office Depot - paper, files, labels, office supplies	400.00	0.00	400.00
<b>Total</b>	<b>400.00</b>	<b>0.00</b>	<b>400.00</b>
<b>52300 PROFESSIONAL &amp; SPECIALIZED SERVICES</b>			
Autopsy fees	183,400.00	0.00	183,400.00
<b>Total</b>	<b>183,400.00</b>	<b>0.00</b>	<b>183,400.00</b>
<b>52800 SPECIAL DEPARTMENT EXPENSE</b>			
Daneri Mortuary Fees	49,978.00	0.00	49,978.00
<b>Total</b>	<b>49,978.00</b>	<b>0.00</b>	<b>49,978.00</b>
<b>52860 PEACE OFFICER TRAINING</b>			
Coroner Conference/Death Investigation	1,000.00	0.00	1,000.00
<b>Total</b>	<b>1,000.00</b>	<b>0.00</b>	<b>1,000.00</b>
<b>58900 A-87 COST ALLOCATION PLAN</b>			
<b>Total</b>	<b>8,797.00</b>	<b>0.00</b>	<b>8,797.00</b>
<b>Combined Total</b>	<b>493,393.00</b>	<b>0.00</b>	<b>493,393.00</b>

**24-25 REVENUE DETAIL  
DEPARTMENT 2720**

	<b>Base Budget</b>	<b>Budget Changes</b>	<b>Requested Budget</b>
<b>45242 State Public Safety</b>			
Prop 172	37,617.00	0.00	37,617.00
<b>Total</b>	<b>37,617.00</b>	<b>0.00</b>	<b>37,617.00</b>
<b>45491 Court Cost 4750 PC</b>			
CDCR - Coroner Service Mandate Reimbursement	6,200.00	0.00	6,200.00
<b>Total</b>	<b>6,200.00</b>	<b>0.00</b>	<b>6,200.00</b>
<b>Combined Total</b>	<b>43,817.00</b>	<b>0.00</b>	<b>43,817.00</b>



DEPT #	DEPT	NAME	BARG UNIT	PERS CLASS	JOB TITLE	BASE PAY	LONGEVITY	EDUCATI ON / OTHER	WAGE INC SOMMA-3%	STEP INCREAS E	LONGEVITY	EDUCATI ON / OTHER	FTE	HOURS	BASE UNITS	FTE	GROSS	UNIFORM	TOTAL	24-25 PERS NORMAL COST	24-25 PERS UNFUNDED LIABILITY	24-25 PERS SAFETY PLAN UNFUNDED LIABILITY	FICA/ MEDICARE	OTHER PAY	DEFERRED COMP	HEALTH INS 2024	25 Health Ins 10% Inc. (estimate)	TOTAL
2720	Sheriff	Moon, G	SOMMU	CPO1	Sheriff Sergeant (A)	56.16	4.32	3.02	57.85		4.45	3.12	1.00	2080.00	2080.00	2080.00	1,200.16	136,049.95	37,168.85	32,866.66	1,980.55	540.02	600.08	27,144.00	28,501.20	237,707.31		
2720	Coroner	Overtime			Medicare Only	4,400.00														63.80							63.80	
2720	Coroner	Standby			Medicare Only	1,700.00														24.65							24.65	
2720	Coroner	Holiday Payoff (Safety)			Medicare Only	6,000.00														87.00							87.00	
					Holiday Payoff (Safety)															1,300.44							1,300.44	
Changes:																												

1.00 140,850.00 1,200.00 136,050.00 38,468.00 0.00 32,867.00 2,156.00 540.00 600.00 27,144.00 28,501.00 239,183.00

Budget Unit: PUBLIC GUARDIAN/PUBLIC  
CONSERVATOR 2730  
Function: Public Protection  
Activity: Other Protection

DETAIL BY REVENUE CATEGORY AND EXPENDITURE OBJECT	ACTUAL 2022-2023	ADOPTED 2023-2024	BASE 2024-2025	CHANGES 2024-2025	REQUESTED 2024-2025
<b>Intergovernmental Revenue</b>					
45242 State Aid - Public Safety P172	38,508.36	33,221.00	33,221.00	0.00	33,221.00
<b>Charges for Services</b>					
46691 Public Conservator Fees	7,504.14	13,130.00	13,130.00	0.00	13,130.00
<b>TOTAL REVENUE</b>	<b>46,012.50</b>	<b>46,351.00</b>	<b>46,351.00</b>	<b>0.00</b>	<b>46,351.00</b>
<b>Salaries and Benefits</b>					
50100 Salaries and Wages	216,773.31	251,964.00	265,044.00	6,099.00	271,143.00
50102 Overtime	395.87	1,500.00	1,500.00	0.00	1,500.00
50200 Deferred Comp County Match	29.94	30.00	30.00	0.00	30.00
50300 Retirement - Employer's Share	20,541.57	25,468.00	25,658.00	593.00	26,251.00
50304 Retirement - PERS Misc. Unfunded Li	44,833.00	46,940.00	53,255.00	1,229.00	54,484.00
50310 FICA/Medicare Tax - Employer's Shar	15,991.08	19,390.00	20,391.00	466.00	20,857.00
50400 Employee Group Insurance	43,174.20	41,684.00	44,952.00	0.00	44,952.00
50500 Workers' Compensation Insurance	1,101.09	1,269.00	1,334.00	0.00	1,334.00
<b>Total Salaries and Benefits</b>	<b>342,840.06</b>	<b>388,245.00</b>	<b>412,164.00</b>	<b>8,387.00</b>	<b>420,551.00</b>
<b>Services and Supplies</b>					
51200 Communications	1,421.34	1,513.00	1,507.00	0.00	1,507.00
51760 Maintenance - Programs	6,577.08	8,301.00	8,288.00	566.00	8,854.00
51800 Maintenance - Bldgs & Structures	125.35	147.00	147.00	0.00	147.00
52000 Memberships	3,870.00	4,290.00	4,290.00	429.00	4,719.00
52200 Office Expense	3,663.58	6,140.00	6,140.00	0.00	6,140.00
52211 G.S.A. Cost Allocation	1,960.00	2,945.00	5,991.00	0.00	5,991.00
52300 Professional & Specialized Services	0.00	1,350.00	1,350.00	0.00	1,350.00
52400 Publications and Legal Notices	0.00	100.00	100.00	0.00	100.00
52410 Educational Materials	488.20	750.00	750.00	0.00	750.00
52500 Rents, Leases - Equipment	69.96	11,122.00	11,122.00	0.00	11,122.00
52600 Rents, Leases - Buildings	0.00	77,820.00	77,820.00	(15,247.00)	62,573.00
52800 Special Departmental Expense	1,338.11	5,000.00	5,000.00	0.00	5,000.00
52812 PA Burial Costs	0.00	5,000.00	5,000.00	0.00	5,000.00
52870 Staff Training	0.00	5,030.00	5,030.00	755.00	5,785.00
52900 G.S.A. and In-County Travel	8,800.01	6,045.00	6,045.00	0.00	6,045.00
53000 Utilities	6,677.96	6,105.00	6,105.00	2,220.00	8,325.00
<b>Total Services and Supplies</b>	<b>34,991.59</b>	<b>141,658.00</b>	<b>144,685.00</b>	<b>(11,277.00)</b>	<b>133,408.00</b>
<b>Capital (Fixed) Assets</b>					
56200 Fixed Assets - Equipment	0.00	0.00	0.00	0.00	0.00

Budget Unit: PUBLIC GUARDIAN/PUBLIC  
CONSERVATOR 2730  
Function: Public Protection  
Activity: Other Protection

DETAIL BY REVENUE CATEGORY AND EXPENDITURE OBJECT	ACTUAL 2022-2023	ADOPTED 2023-2024	BASE 2024-2025	CHANGES 2024-2025	REQUESTED 2024-2025
<b>A-87 Countywide Cost Allocation Plan</b>					
58900 A-87 Cost Allocation Plan	129,669.00	265,806.00	281,194.00	0.00	281,194.00
<b>TOTAL EXPENDITURES/APPROPRIATIONS</b>	<b>507,500.65</b>	<b>795,709.00</b>	<b>838,043.00</b>	<b>(2,890.00)</b>	<b>835,153.00</b>
<b>NET COST</b>	<b>461,488.15</b>	<b>749,358.00</b>	<b>791,692.00</b>	<b>(2,890.00)</b>	<b>788,802.00</b>
<b>Requested Increase or (Decrease) in General Fund Contribution</b>					<b>(2,890.00)</b>

## Budget Notes

### Department: 2730

1. Please provide comments regarding your Department's Requested Budget
  - Add additional rows as needed.
2. You may include additional documentation
  - If included please add your Department Name and number at the top of all supporting documentation

#### REVENUE

#### EXPENDITURES

- 51760** - We have included a rounded 10% increase for programs outside of the IT Matrix as a contingency.
- 52000** - We have included a rounded 10% increase for memberships as a contingency.
- 52600** - We have adjusted the property costs following the re-measuring of the building performed in November 2023 and the updated costs provided by the budget analyst.
- 52870** - We have included a rounded 15% increase for training expected to be held in Southern California this fiscal year.

#### FIXED ASSETS

#### OTHER

#### BUDGET ANALYST NOTES

Per Chuck - Verbal request to reclassify (2) staff from a Dep Pub Cons/Guard/Admin I to a Dep Pub Cons/Guard/Admin II. Requested change made. Form must be submitted to HR.

7/26/23 - Per Meeting with Chuck, Anne and Joseph - A new expenditure line 52812 PA Burial Costs of \$5K has been added to budget to allow for PA burial costs to be tracked independently of the non-PA indigent burial costs funded under department 5300.

**24-25 EXPENDITURE DETAIL  
DEPARTMENT 2730**

	Base Budget	Budget Changes	Requested Budget
<b>WAGES AND BENEFITS</b>			
<b>Total</b>	<b>412,164.00</b>	<b>8,387.00</b>	<b>420,551.00</b>
<b>51200 COMMUNICATIONS</b>			
IT Communication Matrix	1,177.00	0.00	1,177.00
AT&T	330.00	0.00	330.00
<b>Total</b>	<b>1,507.00</b>	<b>0.00</b>	<b>1,507.00</b>
<b>51760 MAINTENANCE - PROGRAMS</b>			
IT Technology Matrix	2,634.00	0.00	2,634.00
JUMP Technology	3,465.00	347.00	3,812.00
TransUnion Background Software	1,089.00	109.00	1,198.00
Other Programs - Ancestry, etc.	1,100.00	110.00	1,210.00
<b>Total</b>	<b>8,288.00</b>	<b>566.00</b>	<b>8,854.00</b>
<b>51800 MAINTENANCE - BUILDING &amp; STRUCTURES</b>			
Signal Service	112.00	0.00	112.00
Signal Service - Panic System	35.00	0.00	35.00
<b>Total</b>	<b>147.00</b>	<b>0.00</b>	<b>147.00</b>
<b>52000 MEMBERSHIPS</b>			
Principal Renewal Fee	660.00	66.00	726.00
CA PA PG PC Dues	3,630.00	363.00	3,993.00
<b>Total</b>	<b>4,290.00</b>	<b>429.00</b>	<b>4,719.00</b>
<b>52200 OFFICE EXPENSE</b>			
GSA Supply Charges	1,700.00	0.00	1,700.00
Office Supplies	2,140.00	0.00	2,140.00
David Armstrong \$100/mo	1,200.00	0.00	1,200.00
RR Donnelly Checks	800.00	0.00	800.00
ACCESS Shredding	300.00	0.00	300.00
<b>Total</b>	<b>6,140.00</b>	<b>0.00</b>	<b>6,140.00</b>
<b>52211 GSA COST ALLOCATION</b>			
Shared GSA Costs	5,991.00	0.00	5,991.00
<b>Total</b>	<b>5,991.00</b>	<b>0.00</b>	<b>5,991.00</b>
<b>52300 PROFESSIONAL &amp; SPECIALIZED SERVICES</b>			
Prof & Spec Svcs	1,350.00	0.00	1,350.00
<b>Total</b>	<b>1,350.00</b>	<b>0.00</b>	<b>1,350.00</b>
<b>52400 PUBLICATIONS &amp; LEGAL NOTICES</b>			
Pub & Legal	100.00	0.00	100.00
<b>Total</b>	<b>100.00</b>	<b>0.00</b>	<b>100.00</b>
<b>52410 EDUCATIONAL MATERIALS &amp; PUBLICATIONS</b>			
Educational Materials	750.00	0.00	750.00
<b>Total</b>	<b>750.00</b>	<b>0.00</b>	<b>750.00</b>

**24-25 EXPENDITURE DETAIL  
DEPARTMENT 2730**

	Base Budget	Budget Changes	Requested Budget
<b>52500 RENTS/LEASES - EQUIPMENT</b>			
GSA Copier Pool Plan	730.00	0.00	730.00
Ford Escape Vehicle Lease & Pool Replacement	10,392.00	0.00	10,392.00
<b>Total</b>	<b>11,122.00</b>	<b>0.00</b>	<b>11,122.00</b>
<b>52600 RENTS/LEASES - BUILDINGS</b>			
	77,820.00	(15,247.00)	62,573.00
<b>Total</b>	<b>77,820.00</b>	<b>(15,247.00)</b>	<b>62,573.00</b>
<b>52700 MINOR EQUIPMENT</b>			
Minor Equipment replacement	0.00	0.00	0.00
<b>Total</b>	<b>0.00</b>	<b>0.00</b>	<b>0.00</b>
<b>52800 SPECIAL DEPARTMENT EXPENSE</b>			
Client Expenses	5,000.00	0.00	5,000.00
<b>Total</b>	<b>5,000.00</b>	<b>0.00</b>	<b>5,000.00</b>
<b>52812 PA BURIAL COSTS</b>			
	5,000.00	0.00	5,000.00
<b>Total</b>	<b>5,000.00</b>	<b>0.00</b>	<b>5,000.00</b>
<b>52870 STAFF TRAINING</b>			
Training Travel Reimb. (meals, parking, mileage, etc.)	5,030.00	755.00	5,785.00
<b>Total</b>	<b>5,030.00</b>	<b>755.00</b>	<b>5,785.00</b>
<b>52900 GSA &amp; In-County Travel</b>			
GSA Motor Pool & Vehicle Maint.	6,045.00	0.00	6,045.00
<b>Total</b>	<b>6,045.00</b>	<b>0.00</b>	<b>6,045.00</b>
<b>53000 UTILITIES</b>			
Shared Building Utilities	6,105.00	2,220.00	8,325.00
<b>Total</b>	<b>6,105.00</b>	<b>2,220.00</b>	<b>8,325.00</b>
<b>TOTAL SERVICES AND SUPPLIES</b>	<b>144,685.00</b>	<b>(11,277.00)</b>	<b>133,408.00</b>
<b>56200 FIXED ASSETS - EQUIPMENT</b>			
Fixed Asset	0.00	0.00	0.00
<b>Total</b>	<b>0.00</b>	<b>0.00</b>	<b>0.00</b>
<b>TOTAL FIXED ASSETS</b>	<b>0.00</b>	<b>0.00</b>	<b>0.00</b>
Salaries includes Standby and Overtime	412,164.00	8,387.00	420,551.00
Services & Supplies	144,685.00	(11,277.00)	133,408.00
Fixed Assets	0.00	0.00	0.00
A-87	281,194.00	0.00	281,194.00
<b>Total</b>	<b>838,043.00</b>	<b>(2,890.00)</b>	<b>835,153.00</b>

24-25 REVENUE DETAIL  
DEPARTMENT 2730

	Base Budget	Budget Changes	Requested Budget
<b>45242 Aid-Public Safety</b>			
	33,221.00	0.00	33,221.00
<b>Total</b>	<b>33,221.00</b>	<b>0.00</b>	<b>33,221.00</b>
<b>46691 Public Conservator Fees</b>			
	13,130.00	0.00	13,130.00
<b>Total</b>	<b>13,130.00</b>	<b>0.00</b>	<b>13,130.00</b>
<b>Combined Total</b>	<b>46,351.00</b>	<b>0.00</b>	<b>46,351.00</b>

DEPT #	DEPT	NAME	BARG UNIT	PERS CLAS S	JOB TITLE	BASE PAY	LONGEVITY	EDUCATION /OTHER	WAGE INC MM -4% SEIU-4%	MGMT-4%	STEP INCREA SE	EDUCATION /OTHER	FTE	HOURS	BASE	FTE UNITS	GROSS	TOTAL	24-25 PERS NORMAL COST	24-25 PERS MISC PLAN UNFUNDED LIABILITY	FICA/ MEDICARE	OTHER PAY	DEFER RED COMP	HEALTH INS.2024	25 Health Ins 10% Inc. (estimate)	TOTAL
2730	Public Conservator	Watts, A.	MGMT	MIS2	Social Services Director	5,495.36	423.14		5,715.17				0.05	26.00	1.30	7,907.12	7,907.12	7,907.12	767.78	1,593.57	606.96	27.00	30.00	1,492.74	1,567.38	12,499.81
2730	Public Conservator	Vacant	GU	MIS3	Soc Serv Program Mgr I	46.13			47.98				0.25	2080.00	520.00	24,651.87	24,651.87	24,651.87	2,393.70	4,966.24	1,885.87			4,679.76	4,913.75	38,813.42
2730	Public Conservator	Blank, R.	GU	MIS3	Dep Pub Cons/Guard/Admin I	31.94			33.22				1.00	2080.00	2080.00	68,274.94	68,274.94	68,274.94	6,629.50	13,759.85	5,273.16	665.20		9,050.88	9,503.42	104,096.07
2730	Public Conservator	Lowe, N.	GU	MIS3	Dep Pub Cons/Guard/Admin I	28.97			31.64		30.42		1.00	2080.00	2080.00	64,677.79	64,677.79	64,677.79	6,280.21	13,034.89	4,947.85			18,719.04	19,654.99	108,595.74
2730	Public Conservator	Maiki, J.	GU	MIS3	Pub Conr/Guard/Admin	46.19			48.04				1.00	2080.00	2080.00	98,735.74	98,735.74	98,735.74	9,587.24	19,898.79	7,562.10	115.20		8,969.44	9,312.91	146,211.98
Overtime																	1,500.00				114.75					114.75

Changes:

Reclass to Deputy Pub/Cons/Guard/Admin II

2730	Public Conservator	Blank, R.	GU	MIS3	Dep Pub Cons/Guard/Admin I	31.94			33.22				(1.00)	2080.00	(2080.00)	(68,274.94)	(68,274.94)	(68,274.94)	(6,629.50)	(13,759.85)	(5,273.16)	(655.20)		(9,050.88)	(9,503.42)	(104,096.07)
2730	Public Conservator	Blank, R.	GU	MIS3	Dep Pub Cons/Guard/Admin II	33.32			34.65				1.00	2080.00	2080.00	71,224.83	71,224.83	71,224.83	6,915.93	14,354.35	5,498.82	665.20		9,050.88	9,503.42	108,152.56
2730	Public Conservator	Lowe, N.	GU	MIS3	Dep Pub Cons/Guard/Admin I	28.97			31.64		30.42		(1.00)	2080.00	(2080.00)	(64,677.79)	(64,677.79)	(64,677.79)	(6,280.21)	(13,034.89)	(4,947.85)			(18,719.04)	(19,654.99)	(108,595.74)
2730	Public Conservator	Lowe, N.	GU	MIS3	Dep Pub Cons/Guard/Admin II	31.73			33.00				1.00	2080.00	2080.00	67,826.05	67,826.05	67,826.05	6,585.91	13,669.38	5,188.69			18,719.04	19,654.99	112,925.02

3.30 270,346.00 26,251.00 54,484.00 20,857.00 797.00 30.00 42,812.00 44,952.00 417,718.00



Budget Unit: CODE ENFORCEMENT 2740  
Function: Public Protection  
Activity: Other Protection

DETAIL BY REVENUE CATEGORY AND EXPENDITURE OBJECT	ACTUAL 2022-2023	ADOPTED 2023-2024	BASE 2024-2025	CHANGES 2024-2025	REQUESTED 2024-2025
<b>Fines, Forfeitures, and Penalties</b>					
43192 Administrative Fines	0.00	0.00	0.00	0.00	0.00
43193 Expungement	586.00	0.00	0.00	0.00	0.00
Total Fines Forfeitures and Penalties	586.00	0.00	0.00	0.00	0.00
<b>Intergovernmental Revenue</b>					
45242 State Aid - Public Safety P172	13,297.86	11,556.00	11,556.00	0.00	11,556.00
<b>Charges for Services</b>					
46009 Charges for Services	23,570.02	40,000.00	40,000.00	5,800.00	45,800.00
<b>Other Revenue</b>					
47010 Assessments	0.00	0.00	0.00	0.00	0.00
47890 Miscellaneous Revenues	9,000.00	10,000.00	10,000.00	0.00	10,000.00
Total Other Revenue	9,000.00	10,000.00	10,000.00	0.00	10,000.00
<b>TOTAL REVENUE</b>	<b>46,453.88</b>	<b>61,556.00</b>	<b>61,556.00</b>	<b>5,800.00</b>	<b>67,356.00</b>
<b>Salaries and Benefits</b>					
50100 Salaries and Wages	77,136.81	80,112.00	83,324.00	4,166.00	87,490.00
50102 Overtime	2,113.28	500.00	500.00	0.00	500.00
50200 Deferred Comp County Match	600.00	600.00	600.00	0.00	600.00
50300 Retirement - Employer's Share	7,331.67	8,123.00	8,091.00	404.00	8,495.00
50304 Retirement - PERS Misc. Unfunded Liability	16,015.00	14,972.00	16,793.00	839.00	17,632.00
50310 FICA/Medicare Tax - Employer's Share	5,777.02	6,129.00	6,374.00	319.00	6,693.00
50400 Employee Group Insurance	8,201.70	8,820.00	8,965.00	0.00	8,965.00
50500 Workers' Compensation Insurance	747.50	862.00	906.00	0.00	906.00
Total Salaries and Benefits	117,922.98	120,118.00	125,553.00	5,728.00	131,281.00
<b>Services and Supplies</b>					
51200 Communications	403.80	410.00	269.00	0.00	269.00
51760 Maintenance - Programs	1,054.32	1,127.00	1,280.00	0.00	1,280.00
52000 Memberships	300.00	450.00	450.00	0.00	450.00
52200 Office Expense	1,608.84	1,500.00	1,500.00	0.00	1,500.00
52211 G.S.A. Cost Allocation	2,007.00	3,543.00	5,581.00	0.00	5,581.00
52231 Abatements	0.00	0.00	0.00	0.00	0.00
52310 Public Works Charges	0.00	0.00	0.00	0.00	0.00
52374 Minor Projects	19,100.23	10,000.00	10,000.00	0.00	10,000.00
52870 Staff Training	1,958.16	2,000.00	2,000.00	0.00	2,000.00
52900 G.S.A. and In-County Travel	8,539.30	3,715.00	3,715.00	0.00	3,715.00
Total Services and Supplies	34,971.65	22,745.00	24,795.00	0.00	24,795.00

Budget Unit: CODE ENFORCEMENT 2740  
Function: Public Protection  
Activity: Other Protection

DETAIL BY REVENUE CATEGORY AND EXPENDITURE OBJECT	ACTUAL 2022-2023	ADOPTED 2023-2024	BASE 2024-2025	CHANGES 2024-2025	REQUESTED 2024-2025
<b>Capital (Fixed) Assets</b>					
56200 Fixed Assets - Equipment	0.00	0.00	0.00	0.00	0.00
<b>A-87 Countywide Cost Allocation Plan</b>					
58900 A-87 Cost Allocation Plan	26,401.00	34,992.00	17,039.00	0.00	17,039.00
<b>TOTAL EXPENDITURES/APPROPRIATIONS</b>	<b>179,295.63</b>	<b>177,855.00</b>	<b>167,387.00</b>	<b>5,728.00</b>	<b>173,115.00</b>
<b>NET COST</b>	<b>132,841.75</b>	<b>116,299.00</b>	<b>105,831.00</b>	<b>(72.00)</b>	<b>105,759.00</b>
<b>Requested Increase or (Decrease) in General Fund Contribution</b>					<b>(72.00)</b>

## Budget Notes

### Department: 2740

1. Please provide comments regarding your Department's Requested Budget
  - Add additional rows as needed.
2. You may include additional documentation
  - If included please add your Department Name and number at the top of all supporting documentation

#### REVENUE

An additional \$5,800 is projected in revenue for services to cover 5% salary increase from CEO to CEO-II.

#### EXPENDITURES

#### FIXED ASSETS

#### OTHER

#### BUDGET ANALYST NOTES

**24-25 EXPENDITURE DETAIL  
CODE ENFORCEMENT DEPARTMENT - 2740**

	Base Budget	Budget Changes	Requested Budget
<b>WAGES AND BENEFITS</b>			
<b>Total</b>	<b>125,553.00</b>	<b>5,728.00</b>	<b>131,281.00</b>
<b>51200 COMMUNICATIONS</b>			
IT Telephone Charges per IT Communications Cost			
Matrix	269.00	0.00	269.00
AT&T	0.00	0.00	0.00
<b>Total</b>	<b>269.00</b>	<b>0.00</b>	<b>269.00</b>
<b>51700 MAINTENANCE EQUIPMENT</b>			
Office Machine Maintenance-Misc.			
	0.00	0.00	0.00
Computer maintenance supplies			
	0.00	0.00	0.00
<b>Total</b>	<b>0.00</b>	<b>0.00</b>	<b>0.00</b>
<b>51760 MAINTENANCE - PROGRAMS</b>			
IT Costs per Technology Cost Matrix			
	1,280.00	0.00	1,280.00
<b>Total</b>	<b>1,280.00</b>	<b>0.00</b>	<b>1,280.00</b>
<b>52000 MEMBERSHIPS</b>			
California Code Enforcement Officers Assoc (CACEO), etc.			
	450.00	0.00	450.00
<b>Total</b>	<b>450.00</b>	<b>0.00</b>	<b>450.00</b>
<b>52200 OFFICE EXPENSE</b>			
GSA Charges, Supplies & Postage, Office Depot office supplies			
	1,500.00	0.00	1,500.00
<b>Total</b>	<b>1,500.00</b>	<b>0.00</b>	<b>1,500.00</b>
<b>52211 GSA COST ALLOCATION</b>			
	5,581.00	0.00	5,581.00
<b>Total</b>	<b>5,581.00</b>	<b>0.00</b>	<b>5,581.00</b>
<b>52374 MINOR PROJECTS</b>			
	10,000.00	0.00	10,000.00
<b>Total</b>	<b>10,000.00</b>	<b>0.00</b>	<b>10,000.00</b>
<b>52870 STAFF TRAINING</b>			
Special Training for Staff (amount needed to maintain Certificate)			
	2,000.00	0.00	2,000.00
<b>Total</b>	<b>2,000.00</b>	<b>0.00</b>	<b>2,000.00</b>

	Base Budget	Budget Changes	Requested Budget
<b>52900 GSA &amp; IN-COUNTY TRAVEL</b>			
<hr/>			
Vehicle Maintenance (\$1200 per GSA est.) <i>Note:</i>			
Vehicle paid for by AVA.	1,200.00	0.00	1,200.00
Fuel	2,515.00	0.00	2,515.00
<b>Total</b>	<b>3,715.00</b>	<b>0.00</b>	<b>3,715.00</b>
<b>Total Services and Supplies</b>	<b>24,795.00</b>	<b>0.00</b>	<b>24,795.00</b>
<b>56200 FIXED ASSETS - EQUIPMENT</b>			
<hr/>			
<i>Fixed Asset is an item over \$1,000.00 (List item and estimated cost)</i>			
	0.00	0.00	0.00
<b>Total</b>	<b>0.00</b>	<b>0.00</b>	<b>0.00</b>
<b>58900 A-87 Countywide Cost Allocation Plan</b>			
<hr/>			
	17,039.00	0.00	17,039.00
<b>Combined Total</b>	<b>167,387.00</b>	<b>5,728.00</b>	<b>173,115.00</b>

**24-25 REVENUE DETAIL  
CODE ENFORCEMENT DEPARTMENT - 2740**

	Base Budget	Budget Changes	Requested Budget
<b>45242 Aid-Public Safety</b>			
Prop 172	11,556.00	0.00	11,556.00
<b>Total</b>	<b>11,556.00</b>	<b>0.00</b>	<b>11,556.00</b>
<b>46009 Charges for Services</b>			
Reimbursement from AVA for vehicle tagging and abatement costs.	40,000.00	5,800.00	45,800.00
<b>Total</b>	<b>40,000.00</b>	<b>5,800.00</b>	<b>45,800.00</b>
<b>47010 Assessments</b>			
<i>Recouped costs of abatement liens/assessments. None expected.</i>	0.00	0.00	0.00
<b>Total</b>	<b>0.00</b>	<b>0.00</b>	<b>0.00</b>
<b>47890 Miscellaneous Revenue 47890</b>			
	10,000.00	0.00	10,000.00
<b>Total</b>	<b>10,000.00</b>	<b>0.00</b>	<b>10,000.00</b>
<b>Combined Total</b>	<b>61,556.00</b>	<b>5,800.00</b>	<b>67,356.00</b>

DEPT #	DEPT	NAME	BARG UNIT	PERS CLAS	UNIT S	JOB TITLE	BASE PAY	LONGEVITY	EDUCATION / OTHER	WAGE INC SEU-4%	STEP INCR ASE	EDUCATION / OTHER	FTE	BASE HOURS	FTE UNITS	GROSS	TOTAL	PERS NORMAL COST	24-25 PERS MISC PLAN UNFUNDED LIABILITY	FICA/ MEDICARE	OTHER DEFERRED COMP	HEALTH INS 2024	25 Health Ins 10% Inc. (estimate)	TOTAL								
2740	Code Enforcement	Gallagher, M	GU	MIS2		Code Enforce Office	38.98			40.54			1.00	2,080.00	2,080.00	83,323.65	83,323.65	8,090.73	16,792.70	6,374.26	600.08	8,538.14	8,965.05	124,146.46								
2740	Code Enforcement	Gallagher, M	GU	MIS2		Code Enforce Office	38.98			40.54		####	1.00	2,080.00	2,080.00	83,323.65	83,323.65	8,090.73	16,792.70	(6,374.26)	(600.08)	(8,538.14)	-8,965.05	(124,146.46)								
2740	Code Enforcement	Gallagher, M	GU	MIS2		Code Enforce Office	40.93			42.57			1.00	2,080.00	2,080.00	87,489.83	87,489.83	8,495.26	17,632.33	6,692.97	600.08	8,538.14	8,965.05	129,875.53								
																							1.00	87,490.00	8,495.00	17,632.00	6,693.00	0.00	600.00	8,538.00	8,965.00	129,876.00

Changes:

# AMADOR COUNTY HUMAN RESOURCES

## REQUEST FOR POSITION TO BE ADDED OR RECLASSIFIED

**\*\*MUST COMPLETE ALL THREE (3) PAGES\*\***

DATE:

DEPARTMENT:

BUDGET NUMBER:

DEPARTMENT HEAD NAME:

DEPARTMENT HEAD TITLE:

RECLASSIFICATION  ADD NEW POSITION  EFFECTIVE DATE:

CURRENT CLASSIFICATION:

N/A

TITLE OF PROPOSED CLASSIFICATION:

NAME OF EMPLOYEE:

PROPOSED SALARY:

(in some cases a salary survey may be required)

PROPOSED RANGE:

### REASON FOR THE NEW POSITION TO BE ADDED OR RECLASSIFIED

**The following information is required for all reclassifications and new position requests:**

- Significant and permanent changes in the assigned responsibilities
- Permanent increased workload – reason for increase \_\_\_\_\_
- Change in level of supervision received and/or exercised
- Department reorganization
- Other \_\_\_\_\_

Please describe the reason for the request, providing additional details about the selection(s) above (e.g. describe reason for reorganization and/or increased workload):

---

---

---

---



Budget Unit: OFFICE OF EMERGENCY  
SERVICES 2750  
Function: Public Protection  
Activity: Other Protection

DETAIL BY REVENUE CATEGORY AND EXPENDITURE OBJECT	ACTUAL 2022-2023	ADOPTED 2023-2024	BASE 2024-2025	CHANGES 2024-2025	REQUESTED 2024-2025
<b>Intergovernmental Revenue</b>					
45230 Aid for Civil Defense	309,780.16	310,709.00	310,709.00	0.00	310,709.00
45242 State Aid - Public Safety P172	16,345.28	14,049.00	14,049.00	0.00	14,049.00
45525 Fed Coronavirus Relief (Cares Act)	228,589.27	0.00	0.00	0.00	0.00
45630 Federal-Other	0.00	0.00	0.00	0.00	0.00
45636 Federal- COSSUP	0.00	0.00	0.00	200,000.00	200,000.00
45245 State Hospital Grant	0.00	0.00	0.00	100,000.00	100,000.00
45246 DRIP Grant	0.00	0.00	0.00	60,000.00	60,000.00
Total Intergovernmental Revenue	554,714.71	324,758.00	324,758.00	360,000.00	684,758.00
<b>Other Revenue</b>					
47890 Miscellaneous Revenues	0.00	0.00	0.00	12,720.00	12,720.00
<b>TOTAL REVENUE</b>	<b>554,714.71</b>	<b>324,758.00</b>	<b>324,758.00</b>	<b>372,720.00</b>	<b>697,478.00</b>
<b>Salaries and Benefits</b>					
50100 Salaries and Wages	123,701.17	132,153.00	400,494.00	0.00	400,494.00
50102 Overtime	15,355.72	7,500.00	7,500.00	0.00	7,500.00
50200 Deferred Comp County Match	600.08	600.00	1,800.00	0.00	1,800.00
50300 Retirement - Employer's Share	26,764.03	32,370.00	61,990.00	0.00	61,990.00
50304 Retirement - PERS Misc. Unfunded Liability	0.00	0.00	51,517.00	0.00	51,517.00
50305 Retirement - PERS Safety Unfunded Liability	30,366.00	31,292.00	32,867.00	0.00	32,867.00
50310 FICA/Medicare Tax - Employer's Share	1,965.89	2,025.00	22,317.00	0.00	22,317.00
50400 Employee Group Insurance	25,194.00	25,511.00	39,589.00	0.00	39,589.00
50500 Workers' Compensation Insurance	14,233.12	16,406.00	17,249.00	0.00	17,249.00
Total Salaries and Benefits	238,180.01	247,857.00	635,323.00	0.00	635,323.00
<b>Services and Supplies</b>					
51200 Communications	1,259.48	1,226.00	2,034.00	0.00	2,034.00
51700 Maintenance - Equipment	0.00	500.00	500.00	0.00	500.00
51760 Maintenance - Programs	1,498.24	1,773.00	4,236.00	0.00	4,236.00
52200 Office Expense	313.49	500.00	500.00	0.00	500.00
52211 G.S.A. Cost Allocation	3,063.00	6,550.00	8,226.00	0.00	8,226.00
52300 Professional & Specialized Services	671.44	0.00	0.00	150,000.00	150,000.00
52800 Special Departmental Expense	67,396.00	1,000.00	1,000.00	0.00	1,000.00
52870 Staff Training	0.00	500.00	500.00	0.00	500.00
52900 G.S.A. and In-County Travel	3,993.50	4,500.00	4,500.00	0.00	4,500.00
Total Services and Supplies	78,195.15	16,549.00	21,496.00	150,000.00	171,496.00
<b>Other Charges</b>					
54142 EMPG - ARPA	107,511.39	0.00	0.00	0.00	0.00
54144 EMPG		0.00	0.00	0.00	0.00
54145 FY21 Homeland Security Grant	22,435.69	0.00	0.00	0.00	0.00
54146 FY20 Homeland Security Grant	62,882.02	0.00	0.00	0.00	0.00

Budget Unit: OFFICE OF EMERGENCY  
SERVICES 2750  
Function: Public Protection  
Activity: Other Protection

DETAIL BY REVENUE CATEGORY AND EXPENDITURE OBJECT	ACTUAL 2022-2023	ADOPTED 2023-2024	BASE 2024-2025	CHANGES 2024-2025	REQUESTED 2024-2025
54192 COVID Expenses	0.00	0.00	0.00	0.00	0.00
54193 FY23 Winter Storms	747,495.27	0.00	0.00	0.00	0.00
54180 COSSUP Grant		0.00	0.00	0.00	0.00
54171 State Hospital Grant		0.00	0.00	100,000.00	100,000.00
54172 DRIP Grant		0.00	0.00	0.00	0.00
Total Other Charges	940,324.37	0.00	0.00	100,000.00	100,000.00
<b>A-87 Countywide Cost Allocation Plan</b>					
58900 A-87 Cost Allocation Plan	12,296.00	(108.00)	16,750.00	0.00	16,750.00
<b>TOTAL EXPENDITURES/APPROPRIATIONS</b>	<b>1,268,995.53</b>	<b>264,298.00</b>	<b>673,569.00</b>	<b>250,000.00</b>	<b>923,569.00</b>
<b>NET COST</b>	<b>714,280.82</b>	<b>(60,460.00)</b>	<b>348,811.00</b>	<b>(122,720.00)</b>	<b>226,091.00</b>
<b>Requested Increase or (Decrease) in General Fund Contribution</b>					<b>(122,720.00)</b>

## Budget Notes

### Department: 2750

1. Please provide comments regarding your Department's Requested Budget
  - Add additional rows as needed.
2. You may include additional documentation
  - If included please add your Department Name and number at the top of all supporting documentation

#### REVENUE

Increase rev 45245 State Hospital by \$100,000.00 - Funds from State Hospital Grant  
Increase rev 45636 Federal - COSSUP by \$200,000.00 - COSSUP Grant  
Increase rev 45246 DRIP Grant by \$60,000.00 - Funds from DRIP Grant

#### EXPENDITURES

#### FIXED ASSETS

#### OTHER

#### BUDGET ANALYST NOTES

4/5/24 - Added expenditure line 54144 per K.L. request.  
4/8/24 - Per discussion with KL, expenditures from lines 54172 and 54180 have been removed.

On 5/29/23, the Board approved (2) Program Manager positions with the assurance that these positions will not require General Fund support. The Program Manager's wages and benefits will come from grants. Each budget year, their should be additional revenue to cover the cost of the both Program Managers.

**24-25 EXPENDITURE DETAIL  
DEPARTMENT 2750**

	Base Budget	Budget Changes	Requested Budget
<b>WAGES AND BENEFITS</b>			
<b>Total</b>	<b>635,323.00</b>	<b>0.00</b>	<b>635,323.00</b>
<b>51200 COMMUNICATIONS</b>			
Telephone Charges	2,034.00	0.00	2,034.00
<b>Total</b>	<b>2,034.00</b>	<b>0.00</b>	<b>2,034.00</b>
<b>51700 MAINTENANCE EQUIPMENT</b>			
Maintenance-Misc.	500.00	0.00	500.00
<b>Total</b>	<b>500.00</b>	<b>0.00</b>	<b>500.00</b>
<b>51760 MAINTENANCE - PROGRAMS</b>			
IT Costs per Technology Cost Matrix	4,236.00	0.00	4,236.00
<b>Total</b>	<b>4,236.00</b>	<b>0.00</b>	<b>4,236.00</b>
<b>52200 OFFICE EXPENSE</b>			
Office supplies, postage, paper, ink, etc.	500.00	0.00	500.00
<b>Total</b>	<b>500.00</b>	<b>0.00</b>	<b>500.00</b>
<b>52211 GSA COST ALLOCATION</b>			
	8,226.00	0.00	8,226.00
<b>Total</b>	<b>8,226.00</b>	<b>0.00</b>	<b>8,226.00</b>
<b>52300 PROFESSIONAL &amp; SPECIALIZED SERVICES</b>			
	0.00	150,000.00	150,000.00
<b>Total</b>	<b>0.00</b>	<b>150,000.00</b>	<b>150,000.00</b>
<b>52800 SPECIAL DEPARTMENT EXPENSE</b>			
OES project/program specific	1,000.00	0.00	1,000.00
<b>Total</b>	<b>1,000.00</b>	<b>0.00</b>	<b>1,000.00</b>
<b>52870 STAFF TRAINING 52870</b>			
OES training, per diem, travel, etc	500.00	0.00	500.00
<b>Total</b>	<b>500.00</b>	<b>0.00</b>	<b>500.00</b>
<b>52900 GSA &amp; In-County Travel</b>			
Vehicle rental and fuel	4,500.00	0.00	4,500.00
<b>Total</b>	<b>4,500.00</b>	<b>0.00</b>	<b>4,500.00</b>
<b>54180 COSSUP GRANT</b>			
	0.00	0.00	0.00
<b>Total</b>	<b>0.00</b>	<b>0.00</b>	<b>0.00</b>
<b>54171 STATE HOSPITAL GRANT</b>			
	0.00	100,000.00	100,000.00
<b>Total</b>	<b>0.00</b>	<b>100,000.00</b>	<b>100,000.00</b>
<b>54172 DRIP GRANT</b>			
	0.00	0.00	0.00
<b>Total</b>	<b>0.00</b>	<b>0.00</b>	<b>0.00</b>
<b>58900 A-87 COST ALLOCATION PLAN</b>			
<b>Total</b>	<b>16,750.00</b>	<b>0.00</b>	<b>16,750.00</b>
<b>Combined Total</b>	<b>673,569.00</b>	<b>250,000.00</b>	<b>923,569.00</b>

**24-25 REVENUE DETAIL  
DEPARTMENT 2750**

	<b>Base Budget</b>	<b>Budget Changes</b>	<b>Requested Budget</b>
<b>45230 State Aid Civil Defense</b>			
EMPG OES			
19 Homeland Security Reimbursement			
OES State Civil			
State Aid	310,709.00	0.00	310,709.00
<b>Total</b>	<b>310,709.00</b>	<b>0.00</b>	<b>310,709.00</b>
<b>45242 Aid-Public Safety</b>			
Prop 172	14,049.00	0.00	14,049.00
<b>Total</b>	<b>14,049.00</b>	<b>0.00</b>	<b>14,049.00</b>
<b>45636 Federal COSSUP</b>			
	0.00	200,000.00	200,000.00
<b>Total</b>	<b>0.00</b>	<b>200,000.00</b>	<b>200,000.00</b>
<b>45245 State Hospital Grant</b>			
	0.00	100,000.00	100,000.00
<b>Total</b>	<b>0.00</b>	<b>100,000.00</b>	<b>100,000.00</b>
<b>45246 DRIP Grant</b>			
Prop 172	0.00	60,000.00	60,000.00
<b>Total</b>	<b>0.00</b>	<b>60,000.00</b>	<b>60,000.00</b>
<b>47890 Miscellaneous Revenues</b>			
Cost of wages and benefits for (2) Program Mgrs	0.00	12,720.00	12,720.00
<b>Total</b>	<b>0.00</b>	<b>12,720.00</b>	<b>12,720.00</b>
<b>Combined Total</b>	<b>324,758.00</b>	<b>372,720.00</b>	<b>697,478.00</b>

DEPT #	DEPT	NAME	BARG UNIT	PERS CLASS	JOB TITLE	BASE PAY	LONGE VITY	EDUCATI /OTHER	ON /OTHER	STEP INC	WAGE INC	INCREA SE	LONGEV ITY	EDUCATI ON	FTE	BASE HOURS	FTE UNITS	GROSS	UNIFORM	TOTAL	24-25 PERS NORMAL COST	24-25 PERS UNFUNDED LIABILITY	24-25 PERS SAFETY PLAN	FICA	MEDICARE	OTHER PAY	DEFERRE D COMP	HEALTH INS 2024	25 Health Ins 10% inc. (est/ma)	TOTAL
2750	Sheriff	Gton, M.	SOMMA	CPO1	Sheriff Sergeant (A)	56.16	4.32	3.02	3.02	57.85	4.45	4.45	3.12	3.12	1.00	2080.00	2080.00	134,849.79	1,200.16	136,049.95	37,168.85	32,866.66	32,866.66	1,980.55	10,168.23	540.02	600.08	271,440.00	28,601.20	237,707.31
2750	Sheriff	Evensen, D.	SOMMA	MS1	Emergency Serv Pr	52.79	4.06	2.84	2.84	57.09	4.40	4.40	3.07	3.07	1.00	2080.00	2080.00	131,177.89	26,437.04	157,614.93	12,737.37	26,437.04	10,168.23	1,740.18	600.08	10,560.00	11,088.00	193,948.80		
2750	Sheriff	Sandman, H.	SOMMA		Sheriff's Office Prog	52.79	2.67	1.39	1.39	54.37	2.89	2.89	1.50	1.50	1.00	2080.00	2080.00	#####	25,080.43	124,446.53	12,083.76	25,080.43	10,020.48	6,540.18	600.08			178,771.47		
2750	Emergency Services	Overtime			Medicare Only	7500.00										1.00	2,700.00				108.75								108.75	
2750	Emergency Services	Holiday Payoff (Salary)				2700.00															38.15								38.15	
Changes:																														
																3.00	391,674.00	61,990.00	51,817.00	32,867.00	22,317.00	8,820.00	1,800.00	37,794.00	39,689.00	610,575.00				

Budget Unit: AMERICAN RESCUE PLAN ACT 2753  
Function: Public Protection  
Activity: Other Protection

DETAIL BY REVENUE CATEGORY AND EXPENDITURE OBJECT	ACTUAL 2022-2023	ADOPTED 2023-2024	BASE 2024-2025	CHANGES 2024-2025	REQUESTED 2024-2025
<b>Interest and Rentals</b>					
44100 Interest	(59.89)	0.00	0.00	0.00	0.00
<b>Intergovernmental Revenue</b>					
45565 ARPA	3,178,045.85	1,981,621.00	3,330,883.00	0.00	3,330,883.00
<b>Other Revenue</b>					
47890 Miscellaneous Revenues	30,000.00	0.00	0.00	0.00	0.00
<b>TOTAL REVENUE</b>	<b>3,207,985.96</b>	<b>1,981,621.00</b>	<b>3,330,883.00</b>	<b>0.00</b>	<b>3,330,883.00</b>
<b>Other Charges</b>					
54350 ARPA 1.1 COVID Vaccination	0.00	0.00	0.00	0.00	0.00
54351 ARPA 1.2 COVID Testing	0.00	0.00	0.00	0.00	0.00
54352 ARPA 1.5 Personal Protection Equip.	9,254.97	0.00	0.00	0.00	0.00
54354 ARPA 1.8 Other COVID PH	101,260.49	129,760.00	110,326.00	0.00	110,326.00
54355 ARPA 1.9 Public Health PR	12,680.90	65,435.00	230,385.00	0.00	230,385.00
54356 ARPA 1.10 Mental Health Services	74,507.03	254,830.00	201,384.00	0.00	201,384.00
54357 ARPA 2.10 Aid to Nonprofits	550,000.02	0.00	0.00	0.00	0.00
54358 ARPA 3.13 Social Determinant	0.00	0.00	0.00	0.00	0.00
54359 ARPA 3.16 Social Determinant of Hez	0.00	150,000.00	150,000.00	0.00	150,000.00
54360 ARPA 4.1 Premium Pay Public Sector	0.00	0.00	0.00	0.00	0.00
54361 ARPA 6.1 Revenue Replacement	2,329,369.85	1,000,000.00	2,009,446.00	0.00	2,009,446.00
54362 ARPA 7.1 Administrative Expenses	0.00	0.00	0.00	0.00	0.00
54363 LATCF Allocation	0.00	0.00	167,897.00	0.00	167,897.00
56112 ARPA 5.11 Drinking Water	17,484.63	296,000.00	264,582.00	0.00	264,582.00
56113 ARPA 5.16 Broadband Infrastructure	0.00	0.00	0.00	0.00	0.00
56114 ARPA 1.7 Cap Inv Respond	113,406.97	0.00	196,863.00	0.00	196,863.00
<b>Total Other Charges</b>	<b>3,207,964.86</b>	<b>1,896,025.00</b>	<b>3,330,883.00</b>	<b>0.00</b>	<b>3,330,883.00</b>
<b>TOTAL EXPENDITURES/APPROPRIATIONS</b>	<b>3,207,964.86</b>	<b>1,896,025.00</b>	<b>3,330,883.00</b>	<b>0.00</b>	<b>3,330,883.00</b>
<b>NET COST</b>	<b>(21.10)</b>	<b>(85,596.00)</b>	<b>0.00</b>	<b>0.00</b>	<b>0.00</b>

**Net Cost to American Rescue Plan Act Fund 0.00**

American Rescue Plan Act Fund: #30900, Acct 101275

# Budget Notes

**Department:**

1. Please provide comments regarding your Department's Requested Budget
  - Add additional rows as needed.
2. You may include additional documentation
  - If included please add your Department Name and number at the top of all supporting documentation

<b>REVENUE</b>
<b>EXPENDITURES</b>
<b>FIXED ASSETS</b>
<b>OTHER</b>
<b>BUDGET ANALYST NOTES</b>



**24-25 EXPENDITURE DETAIL  
DEPARTMENT 2753**

	BASE BUDGET	CHANGES	REQUESTED BUDGET
<b>54350 ARPA 1.1 COVID VACCINATION</b>			
<b>Total</b>	<b>0.00</b>	<b>0.00</b>	<b>0.00</b>
<b>54351 APRA 1.2 COVID TESTING</b>			
<b>Total</b>	<b>0.00</b>	<b>0.00</b>	<b>0.00</b>
<b>54352 APRA 1.5 PERSONAL PROTECTION EQUIP</b>			
<b>Total</b>	<b>0.00</b>	<b>0.00</b>	<b>0.00</b>
<b>54354 ARPA 1.8 OTHER COVID PH</b>			
No Touch/Automatic Toilets	3,600.00	0.00	3,600.00
No Touch/Keyless Door Entry	25,000.00	0.00	25,000.00
No Touch Faucets	10,000.00	0.00	10,000.00
Emergency Operations Procudure Manual Update	65,000.00	0.00	65,000.00
DOJ Compliance (Phase 1)	6,726.00	0.00	6,726.00
<b>Total</b>	<b>110,326.00</b>	<b>0.00</b>	<b>110,326.00</b>
<b>54355 ARPA 1.9 PUBLIC HEALTH PR</b>			
<b>Total</b>	<b>230,385.00</b>	<b>0.00</b>	<b>230,385.00</b>
<b>54356 ARPA 1.10 MENTAL HEALTH SERVICES</b>			
Mental Health Services	201,384.00	0.00	201,384.00
<b>Total</b>	<b>201,384.00</b>	<b>0.00</b>	<b>201,384.00</b>
<b>54357 ARPA 2.10 AID TO NONPROFITS</b>			
<b>Total</b>	<b>0.00</b>	<b>0.00</b>	<b>0.00</b>
<b>54358 ARPA 3.13 SOCIAL DETERMINANT</b>			
<b>Total</b>	<b>0.00</b>	<b>0.00</b>	<b>0.00</b>
<b>54359 ARPA 3.16 SOCAL DETERMINANT OF HEALTH</b>			
Behind Closed Doors Project	150,000.00	0.00	150,000.00
<b>Total</b>	<b>150,000.00</b>	<b>0.00</b>	<b>150,000.00</b>
<b>54360 ARPA 4.1 PREMIUM PAY PUBLIC SECTOR</b>			
<b>Total</b>	<b>0.00</b>	<b>0.00</b>	<b>0.00</b>
<b>54361 ARPA 6.1 REVENUE REPLACEMENT</b>			
<b>Total</b>	<b>2,009,446.00</b>	<b>0.00</b>	<b>2,009,446.00</b>
<b>54362 ARPA 7.1 ADMINISTRATIVE EXPENSES</b>			
<b>Total</b>	<b>0.00</b>	<b>0.00</b>	<b>0.00</b>
<b>54363 LATCF ALLOCATION</b>			
<b>Total</b>	<b>167,897.00</b>	<b>0.00</b>	<b>167,897.00</b>
<b>56112 ARPA 5.11 DRINKING WATER</b>			

**24-25 EXPENDITURE DETAIL  
DEPARTMENT 2753**

	<b>BASE BUDGET</b>	<b>CHANGES</b>	<b>REQUESTED BUDGET</b>
	264,582.00	0.00	264,582.00
<b>Total</b>	<b>264,582.00</b>	<b>0.00</b>	<b>264,582.00</b>
 <b>56113 ARPA 5.16 BROADBAND INFRASTRUCTURE</b>			
<hr/>			
\$30K approved for library but not needed due to a vendor chosen.	0.00	0.00	0.00
<b>Total</b>	<b>0.00</b>	<b>0.00</b>	<b>0.00</b>
 <b>56114 ARPA 1.7 CAP INV RESPOND</b>			
<hr/>			
<b>Total</b>	<b>196,863.00</b>	<b>0.00</b>	<b>196,863.00</b>
 <b>Combined Total</b>			
	<b>3,330,883.00</b>	<b>0.00</b>	<b>3,330,883.00</b>

24-25 REVENUE DETAIL  
DEPARTMENT 2753

	BASE BUDGET	CHANGES	REQUESTED BUDGET
45565 ARPA			
<hr/>			
	Total 3,330,883.00		3,330,883.00

Budget Unit: FISH AND GAME 2760  
Function: Public Protection  
Activity: Other Protection

DETAIL BY REVENUE CATEGORY AND EXPENDITURE OBJECT	ACTUAL 2022-2023	ADOPTED 2023-2024	BASE 2024-2025	CHANGES 2024-2025	REQUESTED 2024-2025
<b>Fines, Forfeitures, and Penalties</b>					
43200 Fish & Game Fines	139.73	400.00	400.00	0.00	400.00
<b>Interest and Rentals</b>					
44100 Interest	267.63	200.00	200.00	0.00	200.00
<b>TOTAL REVENUE</b>	<b>407.36</b>	<b>600.00</b>	<b>600.00</b>	<b>0.00</b>	<b>600.00</b>
<b>Services and Supplies</b>					
52800 Special Departmental Expense	0.00	1,000.00	1,000.00	0.00	1,000.00
<b>A-87 Countywide Cost Allocation Plan</b>					
58900 A-87 Cost Allocation Plan	112.00	252.00	384.00	0.00	384.00
<b>TOTAL EXPENDITURES/APPROPRIATIONS</b>	<b>112.00</b>	<b>1,252.00</b>	<b>1,384.00</b>	<b>0.00</b>	<b>1,384.00</b>
<b>NET COST</b>	<b>(295.36)</b>	<b>652.00</b>	<b>784.00</b>	<b>0.00</b>	<b>784.00</b>
<b>Net Cost to Fish &amp; Game Fund</b>					<b>784.00</b>

Fish & Game Fund: #20000, Acct 101200

# Budget Notes

**Department: 2760**

1. Please provide comments regarding your Department's Requested Budget
  - Add additional rows as needed.
2. You may include additional documentation
  - If included please add your Department Name and number at the top of all supporting documentation

<b>REVENUE</b>
<b>EXPENDITURES</b>
<b>FIXED ASSETS</b>
<b>OTHER</b>
<b>BUDGET ANALYST NOTES</b>

Budget Unit: AIRPORT LAND USE  
COMMISSION 2770  
Function: Public Protection  
Activity: Other Protection

DETAIL BY REVENUE CATEGORY AND EXPENDITURE OBJECT	ACTUAL 2022-2023	ADOPTED 2023-2024	BASE 2024-2025	CHANGES 2024-2025	REQUESTED 2024-2025
TOTAL REVENUE	0.00	0.00	0.00	0.00	0.00
<b>Services and Supplies</b>					
52200 Office Expense	0.00	1,250.00	1,250.00	0.00	1,250.00
52400 Publications and Legal Notices	0.00	500.00	500.00	0.00	500.00
Total Services and Supplies	0.00	1,750.00	1,750.00	0.00	1,750.00
<b>A-87 Countywide Cost Allocation Plan</b>					
58900 A-87 Cost Allocation Plan	103.00	252.00	384.00	0.00	384.00
TOTAL EXPENDITURES/APPROPRIATIONS	103.00	2,002.00	2,134.00	0.00	2,134.00
<b>NET COST</b>	<b>103.00</b>	<b>2,002.00</b>	<b>2,134.00</b>	<b>0.00</b>	<b>2,134.00</b>
<b>Requested Increase or (Decrease) in General Fund Contribution</b>					<b>0.00</b>

# Budget Notes

**Department: 2770**

1. Please provide comments regarding your Department's Requested Budget
  - Add additional rows as needed.
2. You may include additional documentation
  - If included please add your Department Name and number at the top of all supporting documentation

<b>REVENUE</b>
<b>EXPENDITURES</b>
<b>FIXED ASSETS</b>
<b>OTHER</b>
<b>BUDGET ANALYST NOTES</b>

**24-25 EXPENDITURE DETAIL  
DEPARTMENT 2770 - AIRPORT LAND USE COMMISSION**

	Base Budget	Budget Changes	Requested Budget
<b>52200 OFFICE EXPENSE</b>			
Postage for meeting notifications (Planning absorbs the cost of paper, etc.). For two hearing mailouts of 1200 notices/each (\$600/mailing) & misc. office expenses.	1,250.00	0.00	1,250.00
<b>Total</b>	<b>1,250.00</b>	<b>0.00</b>	<b>1,250.00</b>
<b>52300 PROFESSIONAL &amp; SPECIALIZED SERVICES</b>			
	0.00	0.00	0.00
<b>Total</b>	<b>0.00</b>	<b>0.00</b>	<b>0.00</b>
<b>52400 PUBLICATIONS &amp; LEGAL NOTICES</b>			
Advertising-Public Notices for meetings. (Two 1/8 page ads @ \$275/ea)	500.00	0.00	500.00
<b>Total</b>	<b>500.00</b>	<b>0.00</b>	<b>500.00</b>
<b>58900 A-87 Cost Allocation Plan</b>			
<b>Total</b>	<b>384.00</b>	<b>0.00</b>	<b>384.00</b>
<b>Combined Total</b>	<b>2,134.00</b>	<b>0.00</b>	<b>2,134.00</b>



Budget Unit: PLANNING DEPARTMENT 2780  
Function: Public Protection  
Activity: Other Protection

DETAIL BY REVENUE CATEGORY AND EXPENDITURE OBJECT	ACTUAL 2022-2023	ADOPTED 2023-2024	BASE 2024-2025	CHANGES 2024-2025	REQUESTED 2024-2025
<b>Licenses and Permits</b>					
42140 Zoning Permits	76,522.12	70,000.00	70,000.00	0.00	70,000.00
<b>Intergovernmental Revenue</b>					
45240 State Aid Other	102,314.80	754,004.00	754,004.00	(461,966.00)	292,038.00
<b>Charges for Services</b>					
46712 Plan Inspec Mining	0.00	7,866.00	7,866.00	0.00	7,866.00
<b>Other Revenue</b>					
47890 Miscellaneous Revenues	66.50	100.00	100.00	0.00	100.00
<b>TOTAL REVENUE</b>	<b>178,903.42</b>	<b>831,970.00</b>	<b>831,970.00</b>	<b>(461,966.00)</b>	<b>370,004.00</b>
<b>Salaries and Benefits</b>					
50100 Salaries and Wages	383,347.32	421,107.00	442,975.00	0.00	442,975.00
50102 Overtime	0.00	1,500.00	1,500.00	0.00	1,500.00
50200 Deferred Comp County Match	1,800.00	1,800.00	1,800.00	0.00	1,800.00
50300 Retirement - Employer's Share	35,872.47	42,122.00	43,002.00	0.00	43,002.00
50304 Retirement - PERS Misc. Unfunded Liabilit	77,579.00	77,633.00	89,252.00	0.00	89,252.00
50310 FICA/Medicare Tax - Employer's Share	28,628.93	32,215.00	33,888.00	0.00	33,888.00
50400 Employee Group Insurance	42,170.83	64,783.00	87,933.00	0.00	87,933.00
50500 Workers' Compensation Insurance	1,032.20	1,190.00	1,251.00	0.00	1,251.00
Total Salaries and Benefits	570,430.75	642,350.00	701,601.00	0.00	701,601.00
<b>Services and Supplies</b>					
51200 Communications	1,166.88	1,411.00	1,446.00	0.00	1,446.00
51700 Maintenance - Equipment	0.00	0.00	0.00	0.00	0.00
51760 Maintenance - Programs	5,420.92	6,313.00	9,731.00	0.00	9,731.00
52000 Memberships	225.00	1,290.00	1,290.00	0.00	1,290.00
52100 Miscellaneous Expense	0.00	0.00	0.00	0.00	0.00
52200 Office Expense	3,500.72	5,000.00	5,000.00	0.00	5,000.00
52211 G.S.A. Cost Allocation	3,313.00	4,876.00	6,951.00	0.00	6,951.00
52300 Professional & Specialized Services	232,314.96	319,000.00	319,000.00	(285,000.00)	34,000.00
52400 Publications and Legal Notices	2,313.92	3,600.00	3,600.00	0.00	3,600.00
52500 Rents, Leases - Equipment	1,824.44	1,866.00	1,866.00	0.00	1,866.00
52700 Minor Equipment	499.51	0.00	0.00	0.00	0.00
52870 Staff Training	1,386.23	5,000.00	5,000.00	0.00	5,000.00
52900 G.S.A. and In-County Travel	3,255.34	3,530.00	3,530.00	0.00	3,530.00
52910 Meetings and Conventions	125.00	125.00	125.00	0.00	125.00
Total Services and Supplies	255,345.92	352,011.00	357,539.00	(285,000.00)	72,539.00

Budget Unit: PLANNING DEPARTMENT 2780  
Function: Public Protection  
Activity: Other Protection

DETAIL BY REVENUE CATEGORY AND EXPENDITURE OBJECT	ACTUAL 2022-2023	ADOPTED 2023-2024	BASE 2024-2025	CHANGES 2024-2025	REQUESTED 2024-2025
<b>Capital (Fixed) Assets</b>					
56200 Fixed Assets - Equipment	0.00	0.00	0.00	6,000.00	6,000.00
<b>A-87 Countywide Cost Allocation Plan</b>					
58900 A-87 Cost Allocation Plan	184,467.00	98,209.00	232,118.00	0.00	232,118.00
<b>TOTAL EXPENDITURES/APPROPRIATIONS</b>	<b>1,010,243.67</b>	<b>1,092,570.00</b>	<b>1,291,258.00</b>	<b>(279,000.00)</b>	<b>1,012,258.00</b>
<b>NET COST</b>	<b>831,340.25</b>	<b>260,600.00</b>	<b>459,288.00</b>	<b>182,966.00</b>	<b>642,254.00</b>
<b>Requested Increase or (Decrease) in General Fund Contribution</b>					<b>182,966.00</b>

## Budget Notes

### Department: 2780

1. Please provide comments regarding your Department's Requested Budget
  - Add additional rows as needed.
2. You may include additional documentation
  - If included please add your Department Name and number at the top of all supporting documentation

#### REVENUE

We can adjust revenues to cover the plotter cost (\$6K) without issue.

The **\$160K SB-2 grant has a \$0.00 balance** and has been paid to the County in full; final payment rec'd 1-4-24.

The **\$444K REAP grant has a balance of \$229,108**

(\$180,463 in requested reimbursements outstanding from HCD).

The **\$150K LEAP grant has a balance of \$62,930** to be closed out by 9/30/24

(\$38,522 in requested reimbursements outstanding from HCD).

#### EXPENDITURES

**There is a \$200K hole based on:**

The Wicklow consultant's request for an additional **\$150K**. I'm not inclined to entertain it. We had a contract for \$310K (SB2 and LEAP funds). Supporting request attached.

An estimated **\$50K** for catering to HCD's Housing Element revisions. This estimate is likely on the high end; I'll have an exact number by 4/5/24.

Λ Maybe the cities can help fund the overage? We paid \$165K in REAP funds which covered their portion of the housing element.

#### FIXED ASSETS

\$6,000 to replace our wide format plotter to be covered with increased revenue.

#### OTHER

#### BUDGET ANALYST NOTES

4/8/24 - Department Meeting Notes: Remove \$485,000 from Professional & Specialized Services, see Expenditure Detail worksheet for itemized breakdown of services removed.

Reduced revenue represents the balance remaining of the REAP and LEAP grants.

---

**TO:** Chuck Beatty, Planning Director  
Amador County

**FROM:** Jennifer Scholl, Principal  
Ken Schwarz, Managing Principal  
Pen Herring, Regional Vice President

**DATE:** March 21, 2024

**RE:** Montrose Environmental Solutions, Inc. Request for Change Order  
Wicklow Way Specific Plan and EIR

---

The purpose of this memorandum is to present the additional costs required to complete the Wicklow Way Specific Plan Environmental Impact Report (EIR). This information supplements the rationale presented to the County during a virtual meeting held on March 13, 2024, attended by Chuck Beatty, Jennifer Scholl, Ken Schwarz, and Pen Herring. During this meeting, the County and Montrose acknowledged that delays in the EIR schedule caused from the resolution of regional traffic conditions and the capacity of existing water treatment facilities to accommodate full build-out of the Specific Plan have resulted in schedule delays and additional level of effort and costs to complete the Specific Plan EIR. Background information, justification to support a change order request, and a table presenting past, current, and future tasks/costs are included below. Based upon this information, Montrose is requesting a change order in the amount of \$149,771.

## **BACKGROUND**

The initial Montrose (formerly AES) contract with Amador County to prepare the Wicklow Way Specific Plan and EIR was approved for \$310,000 (equal to the amount of grant funding received by the County) on August 19, 2019. A project kick-off meeting was held on September 8, 2019. The scoping process was initiated in December 2019 and included issuance of a Notice of Preparation and public meetings in early 2020. In cooperation with the County Planning Department, Montrose prepared background reports to support the Specific Plan, including a Baseline Constraints Report and biology and cultural resources reports between November 2021 and early 2023. The Specific Plan was also prepared during this timeframe and the Draft Specific Plan was delivered to the County in February 2023. Throughout preparation of the Specific Plan, Montrose was advised by the County of ongoing efforts to collaborate with regional agencies to quantify regional traffic and wastewater demands. To address these regional issues as they relate to the Specific Plan process and potential demand concerns associated with full build-out of the Specific Plan (201-acres, including 700 residential units), the County requested that Montrose delay preparing the Specific Plan EIR. As a result of this delay, additional level of effort has been expended to understand potential changes in wastewater treatment options and baseline cumulative traffic conditions. These changes in fundamental elements of the project description along with the overall project delays resulted in costs exceeding the original contract budget.

The following table itemizes the costs expended to date, work in progress, and additional tasks required to support the County through adoption of the Specific Plan/EIR. These costs are presented

chronologically to methodically show that the initial \$310,000 budget is not sufficient to complete the EIR process and that a change order in the amount of \$149,771 is warranted.

<b>TABLE 1 Itemization of Costs</b>		
Tasks	Cost \$	Notes
<b>Specific Plan, Background Reports, CEQA compliance Initiate ADEIR Sections</b>		
Specific Plan, Background Reports, initiate ADEIR preparation	<b>\$202,000</b>	Tasks completed through 12-2023: NOP, Scoping, Specific Plan, EIR Project Description, initial ADEIR preparation, ongoing coordination and project administration
<b>ADEIR First Draft</b>	<b>\$110,205</b>	Re-initiation of ADEIR preparation commenced in February 2024
<b>Technical Reports</b>	<b>33,566</b>	
Traffic Report (Abrams)	7,500	
Noise Memo (Saxelby)	7066	
Water/Wastewater (HydroSciences)	19,000	Includes \$3,300 out of scope work
<b>ADEIR to Release of DEIR</b>		
Senior Review Round 1	8,000	
Senior Review Round 2	8,000	
Specific Plan Revisions	5,000	
County Coordination	6,000	
Subcontractor Coordination	2,000	
Internal Coordination	2,000	
Tech Edit	5,000	
Screen check EIR/Public Draft	4,000	
<b>ADEIR to DEIR Sub Total</b>	<b>\$40,000</b>	
<b>Preparation of Final EIR</b>		
Response to Comments	35,000	
Specific Plan Revisions	5,000	
AFEIR	10,000	
Screen check FEIR	4,000	
Tech Edit	6,000	
PM	2,000	
MMRP Preparation	4,000	
Findings/Overriding Considerations	8,000	
Hearings	0	Optional task
<b>FEIR Sub Total</b>	<b>\$74,000</b>	
<b>CUMULATIVE TOTALS</b>		
Specific Plan through 12-2023	202,000	
ADEIR First Draft	110,205	
Technical Reports	33,566	
ADEIR to DEIR	40,000	
FEIR Process	74,000	
<b>REVISED TOTAL</b>	<b>459,771</b>	
<b>Original Contract Amount</b>	<b>\$310,000</b>	<b>(Subtract from REVISED TOTAL)</b>
<b>Estimate to Complete</b>	<b>\$149,771</b>	

## ASSUMPTIONS/NOTES

In addition to the assumptions presented in the original scope of work (included in the original contract with the County, dated: August 19, 2021, please note the following additional assumptions and notes related to this change order request:

- ❖ Montrose's subcontractor, HydroSciences, participated in protracted discussions with regional water agencies regarding wastewater treatment options. These costs have been paid by the County. Montrose and HydroSciences have agreed that the Technical Memorandum can be completed for the original contract amount, including this out of scope work.
- ❖ No more than twenty (100) comments will be received on the Draft EIR, forty (40) of which are substantive comments requiring more than "comment noted" and four (4) master responses will be prepared.
- ❖ Participation in public hearings on the DEIR are not included and remain an optional task.
- ❖ Level of effort to prepare DEIR and FEIR for ADA Compliance (508) is not included.

## NEXT STEPS

Following County review of this memorandum, Montrose would like to meet with the County to review any questions on this budget summary and request and discuss the next steps to support project completion.

**24-25 EXPENDITURE DETAIL  
PLANNING DEPARTMENT - 2780**

	Base Budget	Budget Changes	Requested Budget
<b>WAGES AND BENEFITS</b>			
<b>Total</b>	<b>701,601.00</b>	<b>0.00</b>	<b>701,601.00</b>
<b>51200 COMMUNICATIONS</b>			
Telephone Charges - actual costs in FY 16-17 average \$100/mo +/-	1,446.00	0.00	1,446.00
<b>Total</b>	<b>1,446.00</b>	<b>0.00</b>	<b>1,446.00</b>
<b>51760 MAINTENANCE - PROGRAMS</b>			
IT Costs per Technology Cost Matrix	9,731.00	0.00	9,731.00
<b>Total</b>	<b>9,731.00</b>	<b>0.00</b>	<b>9,731.00</b>
<b>52000 MEMBERSHIPS</b>			
California County Planning Director's Association (increased to \$150 in FY 18-19)	150.00	0.00	150.00
California County Planning Commissioner's Association	125.00	0.00	125.00
American Institute of Certified Planners + CA Chapter (Director)	825.00	0.00	825.00
American Planning Association + CA Chapter (2 Planner positions)	190.00	0.00	190.00
<b>Total</b>	<b>1,290.00</b>	<b>0.00</b>	<b>1,290.00</b>
<b>52200 OFFICE EXPENSE</b>			
GSA Charges, Supplies & Postage	4,250.00	0.00	4,250.00
Office Depot office supplies	750.00	0.00	750.00
<b>Total</b>	<b>5,000.00</b>	<b>0.00</b>	<b>5,000.00</b>
<b>52211 GSA DEPT COST ALLOCATION</b>			
Per GSA	6,951.00	0.00	6,951.00
<b>Total</b>	<b>6,951.00</b>	<b>0.00</b>	<b>6,951.00</b>
<b>52300 PROFESSIONAL &amp; SPECIALIZED SERVICES</b>			
<i>Contract for Services (List vendors and what contract is for)</i>			
Planning Commissioner stipends (18 meetings X \$500/meeting)	9,000.00	0.00	9,000.00
Estimated Costs for Wicklow Specific Plan <i>spent out in 2023; waiting on final reimbursement</i>	160,000.00	(160,000.00)	0.00
Estimated Costs for Wicklow Specific Plan EIR <i>will be spent out by 12/2024, reimbursements to come</i>	150,000.00	(150,000.00)	0.00
Estimated Wicklow EIR overrun <i>likely lot to be funded completely</i>	0.00	0.00	0.00
Housing Element overrun <i>entirely HCD excess, but no choice (REAP may possibly fund)</i>	0.00	25,000.00	25,000.00
<b>Total</b>	<b>319,000.00</b>	<b>(285,000.00)</b>	<b>34,000.00</b>

**24-25 EXPENDITURE DETAIL  
PLANNING DEPARTMENT - 2780**

	Base Budget	Budget Changes	Requested Budget
<b>52310 PUBLIC WORKS CHARGES</b>			
Charges for PW Engineer related to SMARA implementation - N/A	0.00	0.00	0.00
<b>Total</b>	<b>0.00</b>	<b>0.00</b>	<b>0.00</b>
<b>52400 PUBLICATIONS &amp; LEGAL NOTICES</b>			
Advertising-Public Notices (18 notices for PC mtgs X \$200 per notice).	3,600.00	0.00	3,600.00
<b>Total</b>	<b>3,600.00</b>	<b>0.00</b>	<b>3,600.00</b>
<b>52500 RENTS/LEASES - EQUIPMENT</b>			
GSA Copier Pool Plan (\$266 X 12 mos.)	1,866.00	0.00	1,866.00
<b>Total</b>	<b>1,866.00</b>	<b>0.00</b>	<b>1,866.00</b>
<b>52700 MINOR EQUIPMENT</b>			
	0.00	0.00	0.00
<b>Total</b>	<b>0.00</b>	<b>0.00</b>	<b>0.00</b>
<b>52870 STAFF TRAINING</b>			
Special Training for Department	4,500.00	0.00	4,500.00
Staff training expenses (meals, parking, mileage)	500.00	0.00	500.00
<b>Total</b>	<b>5,000.00</b>	<b>0.00</b>	<b>5,000.00</b>
<b>52900 GSA &amp; IN-COUNTY TRAVEL</b>			
Vehicle Rental (per GSA = \$165 X 12 mos. - up from \$140/mo. last FY)	1,980.00	0.00	1,980.00
Fuel	350.00	0.00	350.00
Mileage stipends for PCers (\$60+/-/mtg X up to 18 mtgs) and misc. staff mileage.	1,200.00	0.00	1,200.00
<b>Total</b>	<b>3,530.00</b>	<b>0.00</b>	<b>3,530.00</b>
<b>52910 MEETINGS &amp; CONVENTIONS</b>			
Conferences (list conference & purpose) CA County Planning Directors' Conf	125.00	0.00	125.00
<b>Total</b>	<b>125.00</b>	<b>0.00</b>	<b>125.00</b>
<b>Services and Supply Total</b>	<b>357,539.00</b>	<b>(285,000.00)</b>	<b>72,539.00</b>
<b>56200 FIXED ASSETS - EQUIPMENT</b>			
<i>Fixed Asset is an item over \$5,000.00 (List item and estimated cost)</i>	0.00	6,000.00	6,000.00
<b>Total</b>	<b>0.00</b>	<b>6,000.00</b>	<b>6,000.00</b>
<b>58900 A-87 COST ALLOCATION PLAN</b>			
<b>Total</b>	<b>232,118.00</b>	<b>0.00</b>	<b>232,118.00</b>

**Combined Total 1,291,258.00 (279,000.00) 1,012,258.00**



**24-25 REVENUE DETAIL  
PLANNING DEPARTMENT - 2780**

	Base Budget	Budget Changes	Requested Budget
<b>42140 Zoning Permits</b>			
Land Use application and permit processing fees. 2% increase for FY21-22 per BOS Resolution	70,000.00	0.00	70,000.00
<b>Total</b>	<b>70,000.00</b>	<b>0.00</b>	<b>70,000.00</b>
<b>46712 Plan Inspec Mining</b>			
Reimbursement of Planning Dept. staff time for mine inspection administration. 3 hours staff time per mine (\$342 x 23)	7,866.00	0.00	7,866.00
<b>Total</b>	<b>7,866.00</b>	<b>0.00</b>	<b>7,866.00</b>
<b>47890 Misc. Revenues</b>			
Copies	100.00	0.00	100.00
<b>Total</b>	<b>100.00</b>	<b>0.00</b>	<b>100.00</b>
<b>45240 State Aid</b>			
SB2 Planning Grant (Wicklow Specific Plan)	160,000.00	(160,000.00)	0.00
LEAP Grant (Wicklow Specific Plan EIR)	444,000.00	(214,892.00)	229,108.00
New Grant LEAP Grant	150,000.00	(87,070.00)	62,930.00
<b>Total</b>	<b>754,000.00</b>	<b>(461,962.00)</b>	<b>292,038.00</b>
<b>Combined Total</b>	<b>831,966.00</b>	<b>(461,962.00)</b>	<b>370,004.00</b>

DEPT #	DEPT	NAME	BARG UNIT	PERS CLAS	JOB TITLE	BASE PAY	LONGEVITY	EDUCAT ION	WAGE INC MM - 4% SEIU-4%	STEP INCRE ASE	LONG EVITY	EDUCAT ION /OTHER	FTE	BASE HOURS	FTE UNITS	GROSS	TOTAL	PERS NORMAL COST	MISC PLAN UNFUNDED LIABILITY	FICA/ MEDICARE	OTHER PAY	DEFERR ED COMP	HEALTH INS 2024	25 Health Ins 10% Inc. (estimate)	TOTAL	
2780	Planning	Beatty, C.	MM	MIS3	Planning Director	5,018.62	254.09		5,219.37		264.26		1.00	26.00	26.00	140,887.00	140,887.00	13,680.13	28,393.78	10,777.86				18,719.04	19,654.99	213,393.75
2780	Planning	Bratan, R	GU	MIS3	Planner II	38.03			39.55				1.00	2,080.00	2,080.00	81,292.93	81,292.93	7,893.54	16,383.44	6,227.72	115.20	600.08	18,537.60	19,464.48	131,977.39	
2780	Planning	Ruesel, K	GU	MIS3	Planner II	38.03			39.55				1.00	2,080.00	2,080.00	81,292.93	81,292.93	7,893.54	16,383.44	6,218.91		600.08	9,050.88	9,503.42	121,892.32	
2780	Planning	Sheppard, N.	GU	MIS3	Planner II	32.85			34.16	35.87			1.00	2,080.00	2,080.00	71,860.03	71,860.03	6,977.61	14,482.37	5,497.29		600.08	18,719.04	19,654.99	118,472.30	
2780	Planning	Manges, M	GU	MIS3	Admin Technician	31.59			32.85				1.00	2,080.00	2,080.00	67,526.78	67,526.78	6,556.85	13,609.07	5,165.80		600.08	18,719.04	19,654.99	113,113.57	

Changes:

Total 442,860.00 43,002.00 89,252.00 33,888.00 115.00 1,800.00 83,746.00 87,933.00 698,849.00

Budget Unit: ANIMAL CONTROL 2790  
Function: Public Protection  
Activity: Other Protection

DETAIL BY REVENUE CATEGORY AND EXPENDITURE OBJECT	ACTUAL 2022-2023	ADOPTED 2023-2024	BASE 2024-2025	CHANGES 2024-2025	REQUESTED 2024-2025
<b>Licenses and Permits</b>					
42100 Animal Licenses	27,866.00	30,000.00	30,000.00	0.00	30,000.00
<b>Intergovernmental Revenue</b>					
45240 State Aid Other	60,000.00	0.00	0.00	0.00	0.00
45242 State Aid - Public Safety P172	96,409.39	82,852.00	82,852.00	0.00	82,852.00
Total Intergovernmental Revenue	156,409.39	82,852.00	82,852.00	0.00	82,852.00
<b>Charges for Services</b>					
46770 Humane Services	39,015.10	21,000.00	21,000.00	0.00	21,000.00
<b>Other Revenue</b>					
47890 Miscellaneous Revenues	0.00	0.00	0.00	0.00	0.00
<b>TOTAL REVENUE</b>	<b>223,290.49</b>	<b>133,852.00</b>	<b>133,852.00</b>	<b>0.00</b>	<b>133,852.00</b>
<b>Salaries and Benefits</b>					
50100 Salaries and Wages	420,625.59	441,350.00	576,753.00	4,403.00	581,156.00
50102 Overtime	7,003.23	10,000.00	10,000.00	0.00	10,000.00
50110 Standby	20,990.20	21,000.00	21,000.00	0.00	21,000.00
50200 Deferred Comp County Match	581.45	720.00	1,320.00	0.00	1,320.00
50300 Retirement - Employer's Share	36,841.13	41,395.00	50,576.00	428.00	51,004.00
50304 Retirement - PERS Misc. Unfunded Liability	81,182.00	76,293.00	104,973.00	888.00	105,861.00
50310 FICA/Medicare Tax - Employer's Share	32,691.92	35,686.00	46,987.00	337.00	47,324.00
50400 Employee Group Insurance	59,198.81	77,694.00	113,258.00	0.00	113,258.00
50500 Workers' Compensation Insurance	84,346.21	97,225.00	102,219.00	0.00	102,219.00
Total Salaries and Benefits	743,460.54	801,363.00	1,027,086.00	6,056.00	1,033,142.00
<b>Services and Supplies</b>					
51100 Clothing and Personal Supplies	2,790.05	3,280.00	3,280.00	0.00	3,280.00
51200 Communications	1,748.52	1,731.00	1,759.00	0.00	1,759.00
51400 Household Expense	5,024.61	5,500.00	5,500.00	0.00	5,500.00
51700 Maintenance - Equipment	9,654.40	10,000.00	10,000.00	0.00	10,000.00
51760 Maintenance - Programs	3,570.32	4,266.00	4,895.00	0.00	4,895.00
51800 Maintenance - Bldgs & Structures	0.00	3,500.00	3,500.00	0.00	3,500.00
52000 Memberships	250.00	365.00	365.00	0.00	365.00
52200 Office Expense	3,987.50	3,650.00	3,650.00	0.00	3,650.00
52211 G.S.A. Cost Allocation	4,632.00	7,288.00	8,896.00	0.00	8,896.00
52300 Professional & Specialized Services	94.00	500.00	500.00	0.00	500.00
52350 Rabies Clinic	434.68	500.00	500.00	0.00	500.00
52351 Veterinary Services	29,376.86	45,000.00	45,000.00	0.00	45,000.00
523511 Spay & Neutering	41,431.35	40,000.00	40,000.00	0.00	40,000.00

Budget Unit: ANIMAL CONTROL 2790  
Function: Public Protection  
Activity: Other Protection

DETAIL BY REVENUE CATEGORY AND EXPENDITURE OBJECT	ACTUAL 2022-2023	ADOPTED 2023-2024	BASE 2024-2025	CHANGES 2024-2025	REQUESTED 2024-2025
52400 Publications and Legal Notices	0.00	500.00	500.00	0.00	500.00
52500 Rents, Leases - Equipment	752.23	289.00	289.00	0.00	289.00
52700 Minor Equipment	15,603.01	0.00	0.00	0.00	0.00
52800 Special Departmental Expense	40,680.38	23,205.00	23,205.00	0.00	23,205.00
52870 Staff Training	15.00	1,230.00	1,230.00	1,500.00	2,730.00
52900 G.S.A. and In-County Travel	39,169.78	30,000.00	30,000.00	13,746.00	43,746.00
52910 Meetings and Conventions	93.49	1,550.00	1,550.00	1,500.00	3,050.00
53000 Utilities	34,438.45	40,000.00	40,000.00	0.00	40,000.00
<b>Total Services and Supplies</b>	<b>233,746.63</b>	<b>222,354.00</b>	<b>224,619.00</b>	<b>16,746.00</b>	<b>241,365.00</b>
<b>Other Charges</b>					
54281 UC Davis RTO	0.00	0.00	0.00	0.00	0.00
54282 UC Davis S/N	7,500.00	0.00	0.00	0.00	0.00
54283 UC Davis Medical	997.44	0.00	0.00	0.00	0.00
<b>Total Other Charges</b>	<b>8,497.44</b>	<b>0.00</b>	<b>0.00</b>	<b>0.00</b>	<b>0.00</b>
<b>Capital (Fixed) Assets</b>					
56200 Fixed Assets - Equipment	0.00	0.00	0.00	0.00	0.00
<b>A-87 Countywide Cost Allocation Plan</b>					
58900 A-87 Cost Allocation Plan	203,033.00	203,674.00	220,091.00	0.00	220,091.00
<b>TOTAL EXPENDITURES/APPROPRIATIONS</b>	<b>1,188,737.61</b>	<b>1,227,391.00</b>	<b>1,471,796.00</b>	<b>22,802.00</b>	<b>1,494,598.00</b>
<b>NET COST</b>	<b>965,447.12</b>	<b>1,093,539.00</b>	<b>1,337,944.00</b>	<b>22,802.00</b>	<b>1,360,746.00</b>
<b>Requested Increase or (Decrease) in General Fund Contribution</b>					<b>22,802.00</b>

## Budget Notes

### Department: 2790

1. Please provide comments regarding your Department's Requested Budget
  - Add additional rows as needed.
2. You may include additional documentation
  - If included please add your Department Name and number at the top of all supporting documentation

#### REVENUE

We expect to see a slight increase due to our new fees. There is not enough data to know exactly what that will look like. A conservative guess would be approx. \$3,000 - \$5,000.

#### EXPENDITURES

52910 - Meetings and Conventions - \$1500

52870 - Staff Training - \$1500

Due to having an increase in staffing. I would like to request additional training dollars. This will allow us to send 2 employees and the director to various trainings per year. Ideally we would send 1 animal care tech and 1 officer per year to training. We would alternate employees to make sure each went to a training about everyother year. I am requesting an a total increase of \$3,000.

We are currently in the process of trying to hire an Animal Control Officer. We believe that it will be an ACO 2 position and if that is the case we need to increase the base pay. Right now it is at an ACO 1 step B

52900

We discovered that Animal Control has not been allocating money for new animal boxes. After discussing with motor pool we are not able to keep using the old boxes because they do not fit. Attached you will find a quote from Diamond Truck Body. They did let us know that we would need to add approx. 5% per year from the price due to rising costs in materials.

Approx cost is \$45,820 per box. We will need 2 sometime in the near future.

The monthly payment comes out to \$572.75 per box over a 10 year period.

54283 - UC Davis Medical Grant

There is approx. \$16,600 left in this account. I have talked to UC Davis about extending the grant and they have approved our extention. We will need to encumber the remaining funds into FY 24/25 and have someone sign the new contract.

#### FIXED ASSETS

#### OTHER

Currently working with Facilities on the Animal Control Barn and Upgrade Project. Attached will be the budget for the project, using the donation trust account. It will not affect the general fund.

#### BUDGET ANALYST NOTES

4/11/24 - Budget Meeting Changes: New Animal Control Coordinator position added to base & requested. Removed fixed assets and increased 52900 to include the replacement cost for the animal boxes.

**24-25 EXPENDITURE DETAIL  
ANIMAL CONTROL-2790**

	Base Budget	Budget Changes	Requested Budget
<b>WAGES AND BENEFITS</b>			
<b>Total</b>	<b>1,027,086.00</b>	<b>6,056.00</b>	<b>1,033,142.00</b>
<b>51100 Clothing and Personal Supplies</b>			
Uniforms for animal Control Officers. This is for replacing worn out uniforms based upon Three officers at an average of \$445.00 per officer annually.	1,780.00	0.00	1,780.00
Rubber gloves for cleaning kennels, other personal protective equipment based upon past use for seven employees and volunteers.	500.00	0.00	500.00
Uniforms for Animal Care Technicians. This is for replacing worn out uniforms based upon Two technicians at an average of \$500 per employee annually.	1,000.00	0.00	1,000.00
<b>Total</b>	<b>3,280.00</b>	<b>0.00</b>	<b>3,280.00</b>
<b>51200 COMMUNICATIONS</b>			
IT Technology Matrix-Communications 19-20	1,759.00	0.00	1,759.00
<b>Total</b>	<b>1,759.00</b>	<b>0.00</b>	<b>1,759.00</b>
<b>51400 HOUSEHOLD EXPENSE</b>			
Cleaning supplies (laundry soap, dish cleaner, floor cleaner, etc). This past year resulted in a 2% increase in overall shelter population from the previous year, therefore supplies are gradually increasing yearly however no increases are requested this year. The cost are based upon past trends.	2,000.00	0.00	2,000.00
Specialized kennel supplies ( D-128, tri-fectant, etc)	1,500.00	0.00	1,500.00
Cleaning equipment ( brooms, mops, scrub brushes, scoopers, litter pans)	2,000.00	0.00	2,000.00
<b>Total</b>	<b>5,500.00</b>	<b>0.00</b>	<b>5,500.00</b>
<b>51700 Maintenance-Equipment</b>			
Yearly maintenance fees for Chameleon software program used to track animal handling at Animal Control	7,550.00	0.00	7,550.00
Kennel Maintenance repair of warn out parts based on 34 kennels. radio and communications maintenance and replacement	1,000.00	0.00	1,000.00

**24-25 EXPENDITURE DETAIL  
ANIMAL CONTROL-2790**

	<b>Base Budget</b>	<b>Budget Changes</b>	<b>Requested Budget</b>
Radio repair and replacement to communicate with officers in doing field work	1,450.00	0.00	1,450.00
<b>Total</b>	<b>10,000.00</b>	<b>0.00</b>	<b>10,000.00</b>
<b>51760 MAINTENANCE - PROGRAMS</b>			
IT Technology Matrix	4,895.00	0.00	4,895.00
<b>Total</b>	<b>4,895.00</b>	<b>0.00</b>	<b>4,895.00</b>
<b>51800 MAINTENANCE - BUILDING</b>			
Signal Service intrusion monitoring, based upon a co	3,500.00	0.00	3,500.00
Repair and replacement of building parts (door handles, light fixtures, cabinets etc). The building is used heavily by the public and is 13 years old requiring routine maintenance. Based upon estimates from Facilities.		0.00	0.00
<b>Total</b>	<b>3,500.00</b>	<b>0.00</b>	<b>3,500.00</b>
<b>52000 MEMBERSHIPS</b>			
Calanimals. This organization keeps our department updated on upcoming legislation that is animal related and provide training opportunities for our staff.	365.00	0.00	365.00
<b>Total</b>	<b>365.00</b>	<b>0.00</b>	<b>365.00</b>
<b>52200 OFFICE EXPENSE</b>			
GSA Postage. Based upon mailing out licenses and license renewal notices.	1,550.00	0.00	1,550.00
Office Depot office supplies ( pens, printing supplies, paper, notes, etc)	1,700.00	0.00	1,700.00
Special Printer Paper ( brochures, business cards, bills, etc.)	400.00	0.00	400.00
<b>Total</b>	<b>3,650.00</b>	<b>0.00</b>	<b>3,650.00</b>
<b>52211 GSA COST ALLOCATION</b>			
	8,896.00	0.00	8,896.00
<b>Total</b>	<b>8,896.00</b>	<b>0.00</b>	<b>8,896.00</b>
<b>52300 PROFESSIONAL &amp; SPECIALIZED SERVICES</b>			
Background investigations. Based upon new hires and volunteers; this has been reduced as this has subsided.	500.00	0.00	500.00
<b>Total</b>	<b>500.00</b>	<b>0.00</b>	<b>500.00</b>

**24-25 EXPENDITURE DETAIL  
ANIMAL CONTROL-2790**

	Base Budget	Budget Changes	Requested Budget
<b>52350 Rabies Clinic</b>			
Advertising. Each Jurisdiction is mandated by state law to provide rabies clinics within each jurisdiction and Animal Control provides four annually.	200.00	0.00	200.00
Rabies vaccines	300.00	0.00	300.00
<b>Total</b>	<b>500.00</b>	<b>0.00</b>	<b>500.00</b>
<b>52351 Veterinary Services</b>			
Small animal medical needs (kennel cough, parvo, upper respiratory, injuries, etc.)	40,000.00	0.00	40,000.00
Large animal medical needs (teeth floating, injuries, vaccines etc.)	5,000.00	0.00	5,000.00
<p>Note: State of California has mandated that no adoptable animal should be euthanized. This includes animals that require medical attention that can be reasonable expected to be adopted with medical treatment. There has been an increase in medical costs over the past couple of years. Last fiscal year and current fiscal year have resulted in this line item ending over what was budgeted. An increase of \$15000.00 is being added to this line item. Fees for veterinary services have drastically increased over the past year. The Board of Supervisors approved an increase to this line item mid year 2022.</p>			
<b>Total</b>	<b>45,000.00</b>	<b>0.00</b>	<b>45,000.00</b>
<b>523511 Spay/Neuter</b>			
Dog spay/neuter	24,000.00	0.00	24,000.00
Cat spay/neuter	16,000.00	0.00	16,000.00
<p>Note: State law requires that all Dogs/Cats are spayed and neutered prior to being adopted into new homes by shelters and rescue organizations. Spay/neuter is charged based on weight and type of animal. Dog spay/neuter costs are higher than Cat spay/neuter due to size of the animal. Local Veterinarians have increased the average spay/neuter cost for all animals. This line item is being increased to reflect that change. The Board of Supervisors approved a mid year increase to this line item in 2022.</p>			
<b>Total</b>	<b>40,000.00</b>	<b>0.00</b>	<b>40,000.00</b>



**24-25 EXPENDITURE DETAIL  
ANIMAL CONTROL-2790**

	<b>Base Budget</b>	<b>Budget Changes</b>	<b>Requested Budget</b>
<b>52400 PUBLICATIONS &amp; LEGAL NOTICES</b>			
Officer citations and department specific notices. Used to purchase Citations and all department specific legal paperwork such as 597.1 notices, required door notices, court citations. Use of these items has remained the same over the past 2 years, allowing for a decrease in this line item and transferred to staff training.	500.00	0.00	500.00
<b>Total</b>	<b>500.00</b>	<b>0.00</b>	<b>500.00</b>
<b>52500 RENTS/LEASES - EQUIPMENT</b>			
GSA Copier Pool Plan used pay for leased purchased equipment based upon our contract with Ray Morgan.	289.00	0.00	289.00
<b>Total</b>	<b>289.00</b>	<b>0.00</b>	<b>289.00</b>
<b>52800 SPECIAL DEPARTMENT EXPENSE</b>			
Dog and cat food, based upon population.	9,000.00	0.00	9,000.00
Livestock food and care items	1,000.00	0.00	1,000.00
Animal Vaccines	3,000.00	0.00	3,000.00
Special animal test, i.e. parvo, heartworm, FELV (leukemia), FIV (AIDS)Dead animal disposal/ shipping of rabies specimens	3,205.00	0.00	3,205.00
License tags	3,000.00	0.00	3,000.00
Abuse, neglect and housing for investigations.	4,000.00	0.00	4,000.00
<b>Total</b>	<b>23,205.00</b>	<b>0.00</b>	<b>23,205.00</b>
<b>52870 STAFF TRAINING</b>			
Animal Control Officer Training. This is for yearly updated training to keep up to date on current practices and safety.	800.00	1,000.00	1,800.00
Staff training expense (meals, parking, mileage)	430.00	500.00	930.00
<b>Total</b>	<b>1,230.00</b>	<b>1,500.00</b>	<b>2,730.00</b>
<b>52900 GSA and In-County Travel 52900</b>			
Vehicle rental 500 X 12	6,000.00	0.00	6,000.00
Vehicle rental 400 x 12	6,000.00	0.00	6,000.00
Vehicle rental 400 x 12	2,000.00	0.00	2,000.00
Animal Transport Box \$572.75 x 12		6,873.00	6,873.00
Animal Transport Box \$572.75 x 12		6,873.00	6,873.00
Care and Maintenance of horse trailers	4,500.00	0.00	4,500.00
fuel	11,500.00	0.00	11,500.00

**24-25 EXPENDITURE DETAIL  
ANIMAL CONTROL-2790**

	<b>Base Budget</b>	<b>Budget Changes</b>	<b>Requested Budget</b>
<p>Note: Covers maintenance and rental of Animal Control vehicles used for transporting impounded animals as well as responding to requests for service from the public. Fuel charges vary each year based on current fuel prices and amount of calls</p>			
<b>Total</b>	<b>30,000.00</b>	<b>13,746.00</b>	<b>43,746.00</b>

**52910 Meetings and conventions 52910**

<p>Chameleon Training Conference and is required to attend to maintain knowledge of our software. Also includes Animal Care Conference which allows staff to continue to perform their duties and provide the county with knowledgeable employees that stay at the forefront of disease control and animal investigation techniques.</p>			
	1,000.00	1,000.00	2,000.00
<p>Staff training expenses (meals, parking, mileage)</p>			
	550.00	500.00	1,050.00
<b>Total</b>	<b>1,550.00</b>	<b>1,500.00</b>	<b>3,050.00</b>

**53000 Utilities 53000**

<p>Pacific Gas and Electric \$2783/mo x 12 (average)</p>			
	33,400.00	0.00	33,400.00
<p>Aces Waste Services \$242/mo x 12 (average)</p>			
	2,900.00	0.00	2,900.00
<p>Amador Water Agency \$308/mo x 12 (average)</p>			
	3,700.00	0.00	3,700.00
<p>Utilities at Animal Control fluctuate based on the amount of animals housed monthly as well as the weather conditions that dictate the use of power. The Last 2 years Utilities went over the budgeted amount for this line item but no increase was given in last years budgeted amount to account for the overage. This current fiscal year may also result in an overage based on current trends. In the past this has been made up from taken residual funds not used in our overtime and other line items. There are no other line items that can be reduced to make up this potential deficit.</p>			
<b>Total</b>	<b>40,000.00</b>	<b>0.00</b>	<b>40,000.00</b>

**56200 FIXED ASSETS - EQUIPMENT**

	0.00	0.00	0.00
<b>Total</b>	<b>0.00</b>	<b>0.00</b>	<b>0.00</b>

**58900 A-87 COST ALLOCATION PLAN**

<b>Total</b>	<b>220,091.00</b>	<b>0.00</b>	<b>220,091.00</b>
--------------	-------------------	-------------	-------------------

**Combined Total 1,471,796.00      22,802.00      1,494,598.00**

**24-25 REVENUE DETAIL  
DEPARTMENT 2790**

	Base Budget	Budget Changes	Requested Budget
<b>42100 Animal Licensing</b>			
Dog licensing	30,000.00	0.00	30,000.00
<b>Total</b>	<b>30,000.00</b>	<b>0.00</b>	<b>30,000.00</b>
<b>45242 Aid Public Safety</b>			
Public safety aid	82,852.00	0.00	82,852.00
<b>Total</b>	<b>82,852.00</b>	<b>0.00</b>	<b>82,852.00</b>
<b>46770 Humane Services</b>			
Animal Impounds, boarding, unaltered fines, Animal adoptions	21,000.00	0.00	21,000.00
<b>Total</b>	<b>21,000.00</b>	<b>0.00</b>	<b>21,000.00</b>
<b>Combined Total</b>	<b>133,852.00</b>	<b>0.00</b>	<b>133,852.00</b>

DEPT #	DEPT	NAME	BARG UNIT	PERS CLASS	JOB TITLE	BASE PAY	LONGEVITY	EDUCATION	WAGE INCR	STEP	EDUCATION	FTE	HOURS	BASE	FTE	GROSS	TOTAL	23-24 PERS NORMAL COST	23-24 PERS MISC PLAN UNFUNDED LIABILITY	FICA MEDICARE	OTHER PAY	DEFERR ED COMP	HEALTH INS 2024	25 Health Ins 10% Inc. (estimate)	TOTAL	
2790	Animal Control	Hopkins, J	MGMT	MIS1	GSA Director	6,601.22	1,363.15		6,865.27		EDUCATION	0.20	26.00	5.20	42,561.60	42,561.60	4,132.73	8,577.69	2,721.94	976.46	120.02	4,176.86	4,385.71	63,476.15		
2790	Animal Control	Hopkins, J	MGMT	MIS1	GSA Director	6,601.22	1,363.15		3,989.22		EDUCATION	0.20	10.00	2.00	15,928.74	15,928.74	9,952.00	20,655.87	7,909.52	900.12	600.08	18,748.32	19,685.74	18,250.35		
2790	Animal Control	Jacobs, E	MM	MIS3	Animal Cont Dir	3,835.79			24.50		EDUCATION	1.00	26.00	26.00	102,492.31	102,492.31	4,890.14	10,149.72	3,852.68			18,719.04	19,654.99	162,195.64		
2790	Animal Control	Campbell, C	GU	MIS3	An Cont Off Coord	23.56			22.88		EDUCATION	1.00	2,080.00	2,080.00	50,361.86	50,361.86	4,890.14	10,149.72	4,280.54			1,391.04	1,460.59	88,906.38		
2790	Animal Control	Malaspino, E	GU	MIS3	An Cont Off Coord	23.56			22.88		EDUCATION	1.00	2,080.00	2,080.00	46,523.20	46,523.20	4,517.40	9,376.09	3,559.02			26,769.60	28,108.08	77,335.89		
2790	Animal Control	Faust, M. (Dewitt)	GU	MIS3	Animal Care Tech I	20.95			23.31		EDUCATION	1.00	2,080.00	2,080.00	47,903.62	47,903.62	4,651.44	9,654.29	4,129.21			29.28	30.74	72,442.26		
2790	Animal Control	Johnson, C	GU	MIS3	Animal Care Tech II	22.41			26.98		EDUCATION	1.00	2,080.00	2,080.00	58,256.74	58,256.74	5,656.73	11,740.82	4,893.32			1,209.60	1,270.08	87,525.85		
2790	Animal Control	Fuentes, A	GU	MIS1	Animal Care Tech II	25.94	1.31		24.50		EDUCATION	0.40	2,080.00	832.00	20,648.36	20,648.36	2,004.96	4,161.38	1,620.91			9,050.88	9,503.42	38,479.06		
2790	Animal Control	Mason, J	GU	MIS1	Animal Control Off I	23.56	0.59		26.98		EDUCATION	1.00	2,080.00	2,080.00	58,256.74	58,256.74	5,656.73	11,740.82	4,497.95			18,719.04	19,654.99	100,347.26		
2790	Animal Control	Mikkelsen, E	GU	MIS1	Animal Control Off II	25.94	1.31		20.76		EDUCATION	0.46	2,080.00	956.80	43,500.16	43,500.16	4,223.87	8,766.84	3,327.76			9,050.88	9,503.42	69,322.05		
2790	Animal Control	Vacant	GU	MIS3	Animal Control Off I	20.35			20.76		EDUCATION														21,128.02	
2790	Animal Control	Finetti, B.	GU/XH	XH	Animal Care Tech I	19.96					EDUCATION															
2790	Animal Control	Overtime			FICA/Medicare	10,000.00					EDUCATION														765.00	
2790	Animal Control	Stand By			FICA/Medicare	21,000.00					EDUCATION														1,606.50	
Changes:																										
2790	Animal Control	Vacant	GU	MIS3	Animal Control Off I	20.35			21.16		EDUCATION	-1.00	2,080.00	-2,080.00	-43,500.16	(43,500.16)	(4,223.87)	(8,766.84)	(3,327.76)			(9,050.88)	(9,503.42)	(69,322.05)		
2790	Animal Control	Vacant	GU	MIS3	Animal Control Off I/II	22.41			23.31		EDUCATION	1.00	2,080.00	2,080.00	47,903.62	47,903.62	4,651.44	9,654.29	3,664.63			9,050.88	9,503.42	75,377.40		
																	560,825.00	51,004.00	105,861.00	47,324.00	20,331.00	1,320.00	107,865.00	113,258.00	899,923.00	

Budget Unit: PUBLIC WORKS 3000  
Function: Public Ways & Facilities  
Activity: Public Ways

DETAIL BY REVENUE CATEGORY AND EXPENDITURE OBJECT	ACTUAL 2022-2023	ADOPTED 2023-2024	BASE 2024-2025	CHANGES 2024-2025	REQUESTED 2024-2025
<b>Taxes</b>					
41190 Sales Tax ACTC	0.00	0.00	0.00	0.00	0.00
<b>Licenses, Permits and Franchises</b>					
42135 Road Permits	23,781.00	25,000.00	25,000.00	0.00	25,000.00
<b>Fines, Forfeitures, and Penalties</b>					
43170 Vehicle Code Fines	13,594.43	20,000.00	20,000.00	0.00	20,000.00
<b>Interest and Rentals</b>					
44100 Interest	49,807.30	7,500.00	7,500.00	0.00	7,500.00
<b>Intergovernmental Revenues</b>					
45050 2104 Highway Users Tax	686,323.27	689,580.00	689,580.00	(14,347.00)	675,233.00
45060 2106 Gas Taxes	180,888.83	186,442.00	186,442.00	(3,937.00)	182,505.00
45061 2105 Gas Tax	499,912.95	505,618.00	505,618.00	(10,576.00)	495,042.00
45062 2103 Highway Users Tax	757,988.57	829,104.00	829,104.00	(61,059.00)	768,045.00
45063 SB1 2017 RMRA and Loan Repayment	2,093,860.31	2,363,791.00	2,363,791.00	95,682.00	2,459,473.00
45340 State - Other Roads	89,701.50	2,500.00	2,500.00	0.00	2,500.00
45570 Fed FAS Road Const					
Carbondale Road Bridge Rehab		2,713,227.00	2,713,227.00	(13,227.00)	2,700,000.00
Bell Road Bridge Replacement		30,000.00	30,000.00	(30,000.00)	0.00
Old Amador Road Bridge Replacement		50,000.00	50,000.00	(50,000.00)	0.00
Fiddletown Road Bridge Replacement		900,384.00	900,384.00	(875,384.00)	25,000.00
Total Fed FAS Road Const	171,512.09	3,693,611.00	3,693,611.00	(968,611.00)	2,725,000.00
45575 Fed RSTP	0.00	865,609.00	865,609.00	(318,797.00)	546,812.00
45580 Federal Forest Reserve	126,459.65	125,000.00	125,000.00	0.00	125,000.00
45630 Federal Other	1,341.91	527,604.00	527,604.00	(527,604.00)	0.00
45642 RIP Funding	315,402.29	3,697,479.00	3,697,479.00	3,102,521.00	6,800,000.00
Total Intergovernmental Revenue	4,923,391.37	13,486,338.00	13,486,338.00	1,293,272.00	14,779,610.00
<b>Other Revenue</b>					
47890 Miscellaneous Revenues	591.74	0.00	0.00	0.00	0.00
47900 Road Miscellaneous	3,520.21	4,007.00	4,007.00	(7.00)	4,000.00
47940 Operating Transfers	822,000.00	922,000.00	822,000.00	220,197.00	1,042,197.00
47961 Buena Vista Casino Mit Charge	222,118.12	255,000.00	255,000.00	0.00	255,000.00
Total Other Revenue	1,048,230.07	1,181,007.00	1,081,007.00	220,190.00	1,301,197.00

Budget Unit: PUBLIC WORKS 3000  
Function: Public Ways & Facilities  
Activity: Public Ways

DETAIL BY REVENUE CATEGORY AND EXPENDITURE OBJECT	ACTUAL 2022-2023	ADOPTED 2023-2024	BASE 2024-2025	CHANGES 2024-2025	REQUESTED 2024-2025
<b>Interfund Revenue</b>					
48800 Road Charges - Depts G.S.A.	11,058.99	5,900.00	5,900.00	0.00	5,900.00
48802 Road Charges - Other	133,330.26	1,934,627.00	1,934,627.00	(1,929,627.00)	5,000.00
Total Interfund Revenue	144,389.25	1,940,527.00	1,940,527.00	(1,929,627.00)	10,900.00
<b>CASH CARRY FORWARD</b>					<b>3,640,061.00</b>
<b>TOTAL REVENUE</b>	<b>6,203,193.42</b>	<b>16,660,372.00</b>	<b>16,560,372.00</b>	<b>(416,165.00)</b>	<b>19,784,268.00</b>
<b>Salaries and Benefits</b>					
50100 Salaries and Wages	1,669,380.84	1,805,662.00	1,876,522.00	119,247.00	1,995,769.00
50102 Overtime	77,305.23	50,000.00	50,000.00	0.00	50,000.00
50110 Standby	22,318.00	23,000.00	23,000.00	0.00	23,000.00
50200 Deferred Comp County Match	3,520.00	3,520.00	3,520.00	0.00	3,520.00
50300 Retirement - Employer's Share	150,389.43	172,167.00	172,466.00	11,579.00	184,045.00
50304 Retirement - PERS Misc. Unfunded Liability	333,961.00	317,315.00	357,962.00	24,032.00	381,994.00
50310 FICA/Medicare Tax - Employer's Share	131,746.58	142,188.00	147,851.00	9,123.00	156,974.00
50400 Employee Group Insurance	259,128.22	279,596.00	339,404.00	56,216.00	395,620.00
50500 Workers' Compensation Insurance	61,497.12	70,887.00	74,528.00	0.00	74,528.00
Total Salaries and Benefits	2,709,246.42	2,864,335.00	3,045,253.00	220,197.00	3,265,450.00
<b>Services and Supplies</b>					
51100 Clothing and Personal Supplies	7,125.22	16,450.00	16,450.00	1,050.00	17,500.00
51200 Communications	3,887.44	3,326.00	3,111.00	0.00	3,111.00
51400 Household Expense	4,809.66	4,250.00	4,250.00	150.00	4,400.00
51500 Insurance and Bonds	51,482.21	130,000.00	130,000.00	0.00	130,000.00
51700 Maintenance - Equipment	272,317.08	281,000.00	281,000.00	47,500.00	328,500.00
51760 Maintenance - Programs	38,337.61	44,483.00	44,070.00	1,500.00	45,570.00
51800 Maintenance - Bldgs & Structures	880.20	13,100.00	13,100.00	0.00	13,100.00
52000 Memberships	1,514.50	1,700.00	1,700.00	0.00	1,700.00
52200 Office Expense	4,197.91	8,800.00	8,800.00	1,200.00	10,000.00
52211 G.S.A. Cost Allocation	24,580.00	31,599.00	62,725.00	0.00	62,725.00
52250 Office Expenses - Other Depts.	0.00	250.00	250.00	0.00	250.00
52300 Professional & Specialized Services	170,080.91	543,954.00	543,954.00	(199,999.00)	343,955.00
52366 Engineering & Traffic Survey	0.00	30,000.00	30,000.00	0.00	30,000.00
52400 Publications and Legal Notices	1,944.40	3,000.00	3,000.00	1,000.00	4,000.00
52500 Rents, Leases - Equipment	2,274.05	3,800.00	3,800.00	0.00	3,800.00
52700 Minor Equipment	12,878.82	49,500.00	49,500.00	10,500.00	60,000.00
52800 Special Departmental Expense	56,928.97	90,000.00	90,000.00	13,250.00	103,250.00
52870 Staff Training	850.00	2,500.00	2,500.00	1,000.00	3,500.00
52900 G.S.A. and In-County Travel	306,182.03	386,399.00	386,399.00	42,947.00	429,346.00
52910 Meetings and Conventions	392.46	1,100.00	1,100.00	900.00	2,000.00
53000 Utilities	42,090.21	66,350.00	66,350.00	14,400.00	80,750.00
Total Services and Supplies	1,002,753.68	1,711,561.00	1,742,059.00	(64,602.00)	1,677,457.00

Budget Unit: PUBLIC WORKS 3000  
Function: Public Ways & Facilities  
Activity: Public Ways

DETAIL BY REVENUE CATEGORY AND EXPENDITURE OBJECT	ACTUAL 2022-2023	ADOPTED 2023-2024	BASE 2024-2025	CHANGES 2024-2025	REQUESTED 2024-2025
<b>Other Charges</b>					
54500 BV Community Fund	728,112.47	255,000.00	255,000.00	0.00	255,000.00
54740 FEMA Storm Damage Repair	4,897.50	527,604.00	527,604.00	(527,604.00)	0.00
54745 Road Maintenance and Rehab	1,294,196.43	4,133,696.00	4,133,696.00	310,541.00	4,444,237.00
54750 SR88 Corridor Improvement Project	405,091.42	3,500,000.00	3,500,000.00	3,300,000.00	6,800,000.00
54755 Shenandoah Road Repair	63,510.17	1,280,000.00	1,280,000.00	(1,280,000.00)	0.00
Total Other Charges	2,495,807.99	9,696,300.00	9,696,300.00	1,802,937.00	11,499,237.00
<b>Capital (Fixed) Assets</b>					
56200 Fixed Assets - Equipment	2,876.54	325,000.00	0.00	425,000.00	425,000.00
<b>Special Funded (Reimbursable) Projects</b>					
56350 Carbondale Road Bridge Rehab	17,145.96	2,700,000.00	2,700,000.00	0.00	2,700,000.00
56366 Bell Road Bridge Replacement	0.00	30,000.00	30,000.00	(30,000.00)	0.00
56387 Old Amador Road Bridge Replacement	0.00	50,000.00	50,000.00	(50,000.00)	0.00
56390 Fiddletown Road Bridge Replacement	384.76	900,000.00	900,000.00	(875,000.00)	25,000.00
56396 Road Maintenance and Rehabilitation	0.00	0.00	0.00	0.00	0.00
56398 SR88 Corridor Improvement Project	0.00	0.00	0.00	0.00	0.00
Total Special Funded (Reimbursable) Projects	17,530.72	3,680,000.00	3,680,000.00	(955,000.00)	2,725,000.00
<b>A-87 Countywide Cost Allocation Plan</b>					
58900 A-87 Cost Allocation Plan	215,481.00	197,062.00	192,124.00	0.00	192,124.00
<b>TOTAL EXPENDITURES/APPROPRIATIONS</b>	<b>6,443,696.35</b>	<b>18,474,258.00</b>	<b>18,355,736.00</b>	<b>1,428,532.00</b>	<b>19,784,268.00</b>
<b>NET COST</b>	<b>240,502.93</b>	<b>1,813,886.00</b>	<b>1,795,364.00</b>	<b>1,844,697.00</b>	<b>0.00</b>
<b>Net County Cost to Road Fund Reserves</b>					<b>0.00</b>

Road Fund: #12000

## Budget Notes

### Department: 3000

1. Please provide comments regarding your Department's Requested Budget
  - Add additional rows as needed.
2. You may include additional documentation
  - If included please add your Department Name and number at the top of all supporting documentation

#### REVENUE

47940 General Fund Operating Transfers  
\$225,000 included for additional staff (2- PW Maint Wkr II/III)  
Allocation to be annual in perpetuity

#### EXPENDITURES

Increase of \$220,197 in Salaries and Benefits for additional staff (2-PW Maint Wkr II/III)

#### FIXED ASSETS

#### OTHER

#### BUDGET ANALYST NOTES

4/15/24 - Reduced the Operating Transfer revenue line to reflect only the increase in cost for (2) PW Maint. Workers.



**24-25 EXPENDITURE DETAIL  
DEPARTMENT 3000**

	Base Budget	Budget Changes	Requested Budget
<b>WAGES AND BENEFITS</b>			
<b>Total</b>	<b>3,045,253.00</b>	<b>220,197.00</b>	<b>3,265,450.00</b>
<b>51100 SAFETY EXPENSES</b>			
Boot Allowance (\$185 x 18.5)	3,450.00	250.00	3,700.00
<u>Safety Supplies</u>			
Cleaning Supplies	\$150	0.00	\$150
Dawn Soap/Tecnu	\$150	0.00	\$150
Insect Repellant/Sunscreen	\$150	0.00	\$150
Chipper Bands	\$1,300	0.00	\$1,300
Shade Canopies (3)	\$150	0.00	\$150
Drinking Containers	\$100	0.00	\$100
Gloves (work and disposable)	\$1,000	0.00	\$1,000
Hard Hats	\$250	250.00	\$500
Safety Glasses	\$350	150.00	\$500
Ear Plugs	\$600	400.00	\$1,000
Class III Safety Vests	\$1,000	0.00	\$1,000
Chaps	\$800	0.00	\$800
Rain boots	\$1,000	0.00	\$1,000
Rain Gear	\$3,000	0.00	\$3,000
T-shirts	\$3,000	0.00	\$3,000
<b>Total</b>	<b>16,450.00</b>	<b>1,050.00</b>	<b>17,500.00</b>
<b>51200 COMMUNICATIONS</b>			
IT Telephone Charges	3,111.00	0.00	3,111.00
<b>Total</b>	<b>3,111.00</b>	<b>0.00</b>	<b>3,111.00</b>
<b>51400 HOUSEHOLD</b>			
Water	900.00	100.00	1,000.00
Ice	3,000.00	0.00	3,000.00
Bathroom Supplies @ Corp Yard	350.00	50.00	400.00
<b>Total</b>	<b>4,250.00</b>	<b>150.00</b>	<b>4,400.00</b>
<b>51500 INSURANCE</b>			
Liability	130,000.00	0.00	130,000.00
<b>Total</b>	<b>130,000.00</b>	<b>0.00</b>	<b>130,000.00</b>
<b>51700 MAINTENANCE-EQUIPMENT</b>			
Shop Parts and Supplies	30,000.00	0.00	30,000.00
Radio Repairs and Maintenance	15,000.00	0.00	15,000.00
Outside Repairs	30,000.00	20,000.00	50,000.00
Parts	100,000.00	25,000.00	125,000.00
Tires	75,000.00	0.00	75,000.00
Welding Supplies/Materials	2,500.00	2,500.00	5,000.00
GSA Scan Tool Software Update (50/50 split)	500.00	0.00	500.00
Diesel Scan Tool Software Annual Update	1,000.00	0.00	1,000.00
Office Equipment Maintenance	2,000.00	0.00	2,000.00
Hydraulic Hose Rebuild	15,000.00	0.00	15,000.00
Snow Tire Rims	0.00	0.00	0.00
Steam Cleaner Repairs and Maintenance	10,000.00	0.00	10,000.00
<b>Total</b>	<b>281,000.00</b>	<b>47,500.00</b>	<b>328,500.00</b>

**24-25 EXPENDITURE DETAIL  
DEPARTMENT 3000**

	Base Budget	Budget Changes	Requested Budget
<b>51760 MAINTENANCE - PROGRAMS</b>			
IT Charges (existing charges for IT Services)	9,770.00	0.00	9,770.00
Accounting Software Annual Maintenance Fees	17,000.00	0.00	17,000.00
Adobe Pro for AAll	0.00	0.00	0.00
Autodesk Subscription	3,300.00	0.00	3,300.00
Traffic Counter Collector Software	4,500.00	0.00	4,500.00
StreetSaver Maintenance Fee	2,500.00	0.00	2,500.00
VIP AutoCAD Maintenance	1,500.00	1,500.00	3,000.00
ESRI Maintenance Fee	500.00	0.00	500.00
Wireless Connection for Foreman's Quarters	4,000.00	0.00	4,000.00
Misc Office Programs	1,000.00	0.00	1,000.00
<b>Total</b>	<b>44,070.00</b>	<b>1,500.00</b>	<b>45,570.00</b>
<b>51800 MAINTENANCE - BUILDING</b>			
Reconfiguration for install of new shop lift	9,500.00	0.00	9,500.00
Maintenance of all Corp Yard Building and Grounds	2,500.00	0.00	2,500.00
Pest Control Services	1,100.00	0.00	1,100.00
<b>Total</b>	<b>13,100.00</b>	<b>0.00</b>	<b>13,100.00</b>
<b>52000 MEMBERSHIPS</b>			
CEAC Membership	1,500.00	0.00	1,500.00
Pesticide Applicators	200.00	0.00	200.00
SLA	0.00	0.00	0.00
<b>Total</b>	<b>1,700.00</b>	<b>0.00</b>	<b>1,700.00</b>
<b>52200 OFFICE EXPENSE</b>			
Subscriptions, Manuals & Periodicals	500.00	0.00	500.00
Postage	1,300.00	0.00	1,300.00
Printing	3,500.00	0.00	3,500.00
Field Inspection Supplies	0.00	1,200.00	1,200.00
Office Supplies	3,500.00	0.00	3,500.00
<b>Total</b>	<b>8,800.00</b>	<b>1,200.00</b>	<b>10,000.00</b>
<b>52211 GSA COST ALLOCATION</b>			
GSA Cost	62,725.00	0.00	62,725.00
<b>Total</b>	<b>62,725.00</b>	<b>0.00</b>	<b>62,725.00</b>
<b>52250 OFFICE EXPENSE OTHER DEPTS</b>			
Miscellaneous	250.00	0.00	250.00
<b>Total</b>	<b>250.00</b>	<b>0.00</b>	<b>250.00</b>
<b>52300 PROFESSIONAL &amp; SPECIALIZED SERVICES</b>			
Truck Hauling Services (Sand, Rock, Asphalt)	5,000.00	0.00	5,000.00
Towing Services for Oversize Vehicles	3,000.00	0.00	3,000.00
Medical Exams and Drug Testing	2,500.00	0.00	2,500.00
CYA Brush Clearing Efforts - in kind purchases	20,000.00	0.00	20,000.00
Bridge Inspections and training (RSTP Specially Funded)	333,205.00	(100,000.00)	233,205.00
Outsource Engineering/Surveying	30,000.00	0.00	30,000.00
Traffic Counting Consultant	7,500.00	0.00	7,500.00
Background Investigations	1,000.00	0.00	1,000.00
Roadside Garbage Disposal Fees	500.00	0.00	500.00

**24-25 EXPENDITURE DETAIL  
DEPARTMENT 3000**

	<b>Base Budget</b>	<b>Budget Changes</b>	<b>Requested Budget</b>
Misc (unanticipated Services)	3,000.00	0.00	3,000.00
Claims/Settlements/Legal Fees	3,000.00	0.00	3,000.00
Radio Repeater Lease	4,500.00	0.00	4,500.00
Portable Equipment Permits	1,250.00	0.00	1,250.00
Consultants - Materials Testing	1,500.00	0.00	1,500.00
Pavement Management Consultant	0.00	0.00	0.00
Phase II Storm Water Plan	25,000.00	0.00	25,000.00
Annual Road Report Preparation	3,000.00	0.00	3,000.00
	100,000.00	(100,000.00)	0.00
<b>Total</b>	<b>543,955.00</b>	<b>(200,000.00)</b>	<b>343,955.00</b>
<hr/> <b>52366 ENGINEERING &amp; TRAFFIC SURVEY</b> <hr/>			
Speed Limit Studies	30,000.00	0.00	30,000.00
<b>Total</b>	<b>30,000.00</b>	<b>0.00</b>	<b>30,000.00</b>
<hr/> <b>52400 PUBLICATIONS &amp; LEGAL NOTICES</b> <hr/>			
Advertising-Public Notices	3,000.00	1,000.00	4,000.00
<b>Total</b>	<b>3,000.00</b>	<b>1,000.00</b>	<b>4,000.00</b>
<hr/> <b>52500 RENTS/LEASES - EQUIPMENT</b> <hr/>			
GSA Copier Pool Plan	3,800.00	0.00	3,800.00
Cracksealing Equipment	0.00	0.00	0.00
Excavating Equipment	0.00	0.00	0.00
<b>Total</b>	<b>3,800.00</b>	<b>0.00</b>	<b>3,800.00</b>
<hr/> <b>52700 MINOR EQUIPMENT</b> <hr/>			
Asphalt Rakes for patching	1,000.00	0.00	1,000.00
Handheld blowers	500.00	1,000.00	1,500.00
Pole Saw	2,500.00	1,000.00	3,500.00
Chainsaws	2,500.00	1,000.00	3,500.00
Hedge Trimmers	1,000.00	1,000.00	2,000.00
Extending Hedge Trimmers	2,500.00	2,500.00	5,000.00
Torque Wrench Expansion	1,500.00	0.00	1,500.00
Toolbox	0.00	1,000.00	1,000.00
Misc Shop tools	3,000.00	0.00	3,000.00
Misc Road Crew Tools (shovels, rakes, levels, brooms)	1,500.00	0.00	1,500.00
Misc Office Equipment (replace existing equipment)	1,500.00	0.00	1,500.00
Traffic Counters	5,000.00	0.00	5,000.00
Air Conditioning System Cart	0.00	0.00	0.00
Desktop to support AutoDesk	0.00	3,000.00	3,000.00
Desktop Computer Replacement Office	2,000.00	0.00	2,000.00
	25,000.00	0.00	25,000.00
<b>Total</b>	<b>49,500.00</b>	<b>10,500.00</b>	<b>60,000.00</b>
<hr/> <b>52800 SPECIAL DEPARTMENT EXPENSE</b> <hr/>			
Asphalt	5,000.00	0.00	5,000.00
Concrete Products	750.00	0.00	750.00
Rock	3,000.00	0.00	3,000.00
De-icing Sand and Road Salt	10,000.00	5,000.00	15,000.00

**24-25 EXPENDITURE DETAIL  
DEPARTMENT 3000**

	<b>Base Budget</b>	<b>Budget Changes</b>	<b>Requested Budget</b>
Signs and Sign Hardware	10,000.00	0.00	10,000.00
Culverts and Culvert Supplies	7,500.00	2,500.00	10,000.00
Patch Oil	750.00	250.00	1,000.00
Bagged Asphalt	1,000.00	0.00	1,000.00
Stenciling Materials	500.00	0.00	500.00
Traffic Control Devices (non-permanent signs)	3,500.00	1,500.00	5,000.00
Misc. Supplies	5,000.00	0.00	5,000.00
Weed Spray Materials	33,000.00	0.00	33,000.00
Traffic Control Devices (Cones)	0.00	4,000.00	4,000.00
Misc. Minor Project Supplies	10,000.00	0.00	10,000.00
<b>Total</b>	<b>90,000.00</b>	<b>13,250.00</b>	<b>103,250.00</b>

**52870 STAFF TRAINING**

Special Training for Department	2,000.00	1,000.00	3,000.00
Staff training expenses (meals, parking, mileage)	500.00	0.00	500.00
<b>Total</b>	<b>2,500.00</b>	<b>1,000.00</b>	<b>3,500.00</b>

**52900 GSA & IN-COUNTY TRAVEL**

Vehicle 104	11,119.00	881.00	12,000.00
Vehicle 107	15,014.00	(14.00)	15,000.00
Vehicle 108	15,014.00	(14.00)	15,000.00
Vehicle 138	13,292.00	708.00	14,000.00
Truck 134	11,492.00	508.00	12,000.00
Truck 234	1,614.00	(114.00)	1,500.00
Trailer 235	828.00	172.00	1,000.00
Trailer 237	1,789.00	11.00	1,800.00
516 Compaction Wheel	448.00	52.00	500.00
Mobark Chipper 720	838.00	62.00	900.00
Roller 709	560.00	0.00	560.00
Forklift 732	585.00	0.00	585.00
Towable Broom 741	619.00	0.00	619.00
Loader 742	907.00	0.00	907.00
Superior Broom 743	7,220.00	0.00	7,220.00
Loader 210K 710	9,055.00	0.00	9,055.00
Vehicle 213	14,277.00	723.00	15,000.00
Vehicle 215	12,911.00	2,089.00	15,000.00
Vehicle 236	12,779.00	2,221.00	15,000.00
Chipper	15,000.00	0.00	15,000.00
Chipper 721	9,337.00	663.00	10,000.00
Vehicle 1106 Rental	4,200.00	0.00	4,200.00
Vehicle #216	15,000.00	0.00	15,000.00
Case Excavator Replacement	30,000.00	(5,000.00)	25,000.00
Case Loader Replacement	15,000.00	25,000.00	40,000.00
GSA Maintenance Labor Allowance	7,500.00	0.00	7,500.00
Fuel	160,000.00	15,000.00	175,000.00
<b>Total</b>	<b>386,398.00</b>	<b>42,948.00</b>	<b>429,346.00</b>

**24-25 EXPENDITURE DETAIL  
DEPARTMENT 3000**

	Base Budget	Budget Changes	Requested Budget
<b>52910 MEETINGS &amp; CONVENTIONS</b>			
Cascade Software Systems - Annual Update and Review	1,100.00	900.00	2,000.00
<b>Total</b>	<b>1,100.00</b>	<b>900.00</b>	<b>2,000.00</b>
<b>53000 UTILITIES</b>			
Department of Transportation (Highway Signals)	5,500.00	500.00	6,000.00
PG&E - Street Lighting and Signals	5,000.00	1,000.00	6,000.00
Propane Fuel Kamps	5,000.00	1,000.00	6,000.00
ACES Waste Services	5,000.00	1,000.00	6,000.00
Amador Water Agency Sewer	4,500.00	3,000.00	7,500.00
Amador Water Agency Water	10,000.00	2,500.00	12,500.00
Porta Potty Pumping - Sweet Pea	750.00	250.00	1,000.00
Steam Cleaner Sludge Pumping	15,000.00	2,500.00	17,500.00
PG&E charges from GSA for Shop Power	15,000.00	2,500.00	17,500.00
AT&T at Corp Yard	600.00	150.00	750.00
<b>Total</b>	<b>66,350.00</b>	<b>14,400.00</b>	<b>80,750.00</b>
<b>TOTAL SERVICES AND SUPPLIES (51100 - 53000)</b>	<b>1,742,059.00</b>	<b>(64,602.00)</b>	<b>1,677,457.00</b>
<b>54500 BV COMMUNITY FUND</b>			
Community Fund Projects	255,000.00	0.00	255,000.00
<b>Total</b>	<b>255,000.00</b>	<b>0.00</b>	<b>255,000.00</b>
<b>54740 FEMA STORM DAMAGE REPAIRS</b>			
Pioneer Volcano and Sutter Creek Volcano Roads <b>454017010/4</b>	527,604.00	(527,604.00)	0.00
<b>Total</b>	<b>527,604.00</b>	<b>(527,604.00)</b>	<b>0.00</b>
<b>56100 BUILDINGS AND IMPROVEMENTS</b>			
New Crew Quarters (Originally \$200,000 - Remainder Administ	0.00	0.00	0.00
<b>Total</b>	<b>0.00</b>	<b>0.00</b>	<b>0.00</b>
<b>56200 FIXED ASSETS - EQUIPMENT</b>			
Oil Kettle Trailer	0.00	225,000.00	225,000.00
Second Lift/Work Bay for Truck Shop	0.00	200,000.00	200,000.00
Tire Changer	0.00	0.00	0.00
<b>Total</b>	<b>0.00</b>	<b>425,000.00</b>	<b>425,000.00</b>
<b>58900 A-87 CHARGES</b>			
A-87 Cost	192,124.00	0.00	192,124.00
<b>Total</b>	<b>192,124.00</b>	<b>0.00</b>	<b>192,124.00</b>
<b>54745 ROAD MAINTENANCE AND REHABILITATION ACCOUNT</b>			
Prior Years Project List Funding	1,769,896.00	214,868.00	1,984,764.00
Set Asides (Administratively Encumbered)	0.00	0.00	0.00
23-24 County Road Dig-outs/Major Repairs/Improvements	0.00	0.00	600,000.00
23-24 Striping - Select roads (year 2 of 4 year program)	0.00	0.00	400,000.00
23-24 Culverts - Replacement/Install	0.00	0.00	400,000.00
23-24 Crack Filling	0.00	0.00	60,000.00

**24-25 EXPENDITURE DETAIL  
DEPARTMENT 3000**

	<b>Base Budget</b>	<b>Budget Changes</b>	<b>Requested Budget</b>
23-24 Minor Repairs/Materials (HMA patching/potholes, rock, gr	0.00	0.00	449,473.00
23-24 Roadside Maintenance (brushing, ditching, shouldering, c	0.00	0.00	350,000.00
23-24 Set-Aside for Equipment and Tools Replacement	0.00	0.00	200,000.00
	2,363,800.00	95,673.00	
<b>Total</b>	<b>4,133,696.00</b>	<b>310,541.00</b>	<b>4,444,237.00</b>
<b>54755 SHENANDOAH ROAD REPAIR</b>			
Shenandoah Road Repair	1,280,000.00	(1,280,000.00)	0.00
<b>Total</b>	<b>1,280,000.00</b>	<b>(1,280,000.00)</b>	<b>0.00</b>
<b>FEDERAL/SPECIAL FUNDED PROJECTS</b>			
56350 Carbondale Road Bridge BRLO 5926 (055) <b>56350</b> (100% Fed	2,700,000.00	0.00	2,700,000.00
56366 Bell Road Bridge BRLO 5926 (050) <b>56366</b> (100% Fed Funding	30,000.00	(30,000.00)	-
56387 Old Amador Bridge BRLO 5926 (051) <b>56387</b> (100% Fed Fund	50,000.00	(50,000.00)	0.00
56390 Fiddletown Bridge BRLS 5926 (035) <b>56390</b> (25% gas tax)	900,000.00	(875,000.00)	25,000.00
54750 State Route 88 Corridor - <b>54750</b> (100% RIP Funded)	3,500,000.00	3,300,000.00	6,800,000.00
<b>Total</b>	<b>7,180,000.00</b>	<b>2,345,000.00</b>	<b>9,525,000.00</b>
<b>56398 CAPITAL IMPROVEMENT PROJECTS</b>			
	0.00	0.00	0.00
<b>Total</b>	<b>0.00</b>	<b>0.00</b>	<b>0.00</b>
<b>Combined Total</b>	<b>18,355,736.00</b>	<b>1,428,532.00</b>	<b>19,784,268.00</b>

**24-25 REVENUE DETAIL  
DEPARTMENT 3000**

	Base Budget	Budget Changes	Requested Budget
<b>41160 SALES AND USE TAX</b>			
Tax Apportionment	0.00	0.00	0.00
<b>Total</b>	<b>0.00</b>	<b>0.00</b>	<b>0.00</b>
<b>42135 PERMIT FEES</b>			
Transportation Permits	10,000.00	0.00	10,000.00
Encroachment Permits	15,000.00	0.00	15,000.00
<b>Total</b>	<b>25,000.00</b>	<b>0.00</b>	<b>25,000.00</b>
<b>43170 VEHICLE CODE FINES</b>			
Vehicle Code fines	20,000.00	0.00	20,000.00
<b>Total</b>	<b>20,000.00</b>	<b>0.00</b>	<b>20,000.00</b>
<b>44100 INTEREST</b>			
Interest Apportionment	7,500.00	0.00	7,500.00
<b>Total</b>	<b>7,500.00</b>	<b>0.00</b>	<b>7,500.00</b>
<b>45050 HIGHWAY USERS TAX ALLOCATION 2104</b>			
HUTA Apportionment Estimate	689,580.00	(14,347.00)	675,233.00
<b>Total</b>	<b>689,580.00</b>	<b>(14,347.00)</b>	<b>675,233.00</b>
<b>45060 HIGHWAY USERS TAX ALLOCATION 2106</b>			
HUTA Apportionment Estimate	186,442.00	(3,937.00)	182,505.00
<b>Total</b>	<b>186,442.00</b>	<b>(3,937.00)</b>	<b>182,505.00</b>
<b>45061 HIGHWAY USERS TAX ALLOCATION 2105</b>			
HUTA Apportionment Estimate	505,618.00	(10,576.00)	495,042.00
<b>Total</b>	<b>505,618.00</b>	<b>(10,576.00)</b>	<b>495,042.00</b>
<b>45062 HIGHWAY USERS TAX ALLOCATION 2103</b>			
HUTA Apportionment Estimate	829,104.00	(61,059.00)	768,045.00
<b>Total</b>	<b>829,104.00</b>	<b>(61,059.00)</b>	<b>768,045.00</b>
<b>45063 SB1 2017 - RMRA AND LOAN REPAYMENT</b>			
Road Maintenance and Rehabilitation	2,363,791.00	95,682.00	2,459,473.00
<b>Total</b>	<b>2,363,791.00</b>	<b>95,682.00</b>	<b>2,459,473.00</b>
<b>45340 OTHER ROADS</b>			
Misc.	2,500.00	0.00	2,500.00
<b>Total</b>	<b>2,500.00</b>	<b>0.00</b>	<b>2,500.00</b>
<b>45570 FEDERAL AID PROJECT REIMBURSEMENT</b>			
455709 Fiddletown Bridge BRLS 5926 (035)	900,384.00	(875,384.00)	25,000.00
455708 Old Amador Bridge BRLO 5926 (051)	50,000.00	(50,000.00)	0.00
455706 Bell Road Bridge BRLO 5926 (050)	30,000.00	(30,000.00)	0.00
455703 Carbondale Bridge BRLO 5926 (055)	2,713,227.00	(13,227.00)	2,700,000.00
<b>Total</b>	<b>3,693,611.00</b>	<b>(968,611.00)</b>	<b>2,725,000.00</b>

**24-25 REVENUE DETAIL  
DEPARTMENT 3000**

	Base Budget	Budget Changes	Requested Budget
<b>45575 FEDERAL RSTP</b>			
From ACTC	373,167.00	(23,167.00)	350,000.00
	95,630.00	(95,630.00)	0.00
ACTC Shenandoah	200,000.00	(200,000.00)	0.00
Federal Direct	196,812.00	0.00	196,812.00
<b>Total</b>	<b>865,609.00</b>	<b>(318,797.00)</b>	<b>546,812.00</b>
<b>45580 FOREST RESERVES</b>			
Forest Reserves	125,000.00	0.00	125,000.00
<b>Total</b>	<b>125,000.00</b>	<b>0.00</b>	<b>125,000.00</b>
<b>45630 FEMA STORM DAMAGE Funded Projects</b>			
4557013 Pine Grove Volcano and Sutter Creek Volcano Rds 454017010/454017011	527,604.00	(527,604.00)	0.00
<b>Total</b>	<b>527,604.00</b>	<b>(527,604.00)</b>	<b>0.00</b>
<b>45642 REGIONAL IMPROVEMENT PROJECT (RIP) Funded Projects</b>			
State Route 88 Corridor Improvements	3,697,479.00	3,102,521.00	6,800,000.00
<b>Total</b>	<b>3,697,479.00</b>	<b>3,102,521.00</b>	<b>6,800,000.00</b>
<b>46025 LOCAL TRAFFIC MITIGATION FEES</b>			
	0.00	0.00	0.00
<b>Total</b>	<b>0.00</b>	<b>0.00</b>	<b>0.00</b>
<b>46782 INDIAN GAMING - PUBLIC SAFETY</b>			
	0.00	0.00	0.00
<b>Total</b>	<b>0.00</b>	<b>0.00</b>	<b>0.00</b>
<b>47890 MISCELLANEOUS REVENUE</b>			
	0.00	0.00	0.00
<b>Total</b>	<b>0.00</b>	<b>0.00</b>	<b>0.00</b>
<b>47900 MISCELLANEOUS ROAD REVENUE</b>			
Miscellaneous Recycling Revenue	750.00	0.00	750.00
Waste Management Space Rental	3,157.00	(77.00)	3,080.00
Misc - General	100.00	70.00	170.00
<b>Total</b>	<b>4,007.00</b>	<b>(7.00)</b>	<b>4,000.00</b>
<b>47940 GENERAL FUND OPERATING TRANSFERS</b>			
General Fund Transfer (Maintenance of Effort)	822,000.00	0.00	822,000.00
Funding for Additional Staff	0.00	220,197.00	220,197.00
<b>Total</b>	<b>822,000.00</b>	<b>220,197.00</b>	<b>1,042,197.00</b>
<b>47961 BUENA VISTA CASINO MITIGATION</b>			
BV Community Fund	255,000.00	0.00	255,000.00
<b>Total</b>	<b>255,000.00</b>	<b>0.00</b>	<b>255,000.00</b>



**24-25 REVENUE DETAIL  
DEPARTMENT 3000**

	Base Budget	Budget Changes	Requested Budget
<b>48800 ROAD CHARGES/COUNTY DEPARTMENTS</b>			
Grading	0.00	0.00	0.00
Waste Management	5,000.00	0.00	5,000.00
Misc	750.00	0.00	750.00
AB109 (Probationer Workplace Assistance Placement Program)	0.00	0.00	0.00
Deviations-General	0.00	0.00	0.00
Facilities/Capital Improvement Fund/GSA	150.00	0.00	150.00
Building Dept	0.00	0.00	0.00
<b>Total</b>	<b>5,900.00</b>	<b>0.00</b>	<b>5,900.00</b>
<b>48801 ROAD CHARGES</b>			
<b>Total</b>	<b>0.00</b>	<b>0.00</b>	<b>0.00</b>
<b>48802 ROAD CHARGES/COUNTY DEPARTMENTS</b>			
Subdivisions & Parcel Map plan check & inspection	1,000.00	0.00	1,000.00
CSA #5-Admin, snow plow, road maint., signals	0.00	0.00	0.00
Conditional Use Permits	2,000.00	0.00	2,000.00
Public Utility Encroachments	1,000.00	0.00	1,000.00
Road Impact Fee Trust Admin Costs	0.00	0.00	0.00
Shenandoah Road Repair Rule 20	1,929,627.00	(1,929,627.00)	0.00
Other	1,000.00	0.00	1,000.00
<b>Total</b>	<b>1,934,627.00</b>	<b>(1,929,627.00)</b>	<b>5,000.00</b>
<b>Decrease Reserves</b>			
Cash Carry Reserves * See Cash Carry Sheet			
<b>CASH CARRY FORWARD</b>			<b>3,635,258.00</b>
<b>COMBINED TOTAL</b>			
16,560,372.00	(416,165.00)	19,779,465.00	

WAGE INC ELECTED-4% MGMT-4% MM-4% SEIU-4%

NAME	BARG UNIT	PERS CLASS	JOB TITLE	BASE PAY	LONGE VITY	EDUCAT ION /OTHER	STEP INCREA SE	LONGEV ITY	FTE	BASE HOURS	FTE UNITS	GROSS	UNIFORM	TOTAL	24-25 PERS NORMAL COST		MISC PLAN UNFUNDED LIABILITY	FICA/ MEDICARE	OTHER PAY	DEFERRED COMP	25 Health Ins 10% Inc. (estimate)	
															24-25 PERS NORMAL COST	TOTAL					2024	2024
Vela, R.	MGMT	MIS3	Public Works Director	5,835.45	421.67		6,068.87	151.72	1.00	24.70	149,668.21		149,668.21		14,532.78	30,163.50	11,515.03	855.11	-	19,805.90	20,796.20	227,530.84
O'Brien, M	MM	MIS1	P/W Maint Superintndt	4,058.40	421.67		4,220.74	533.68	1.00	26.00	122,028.35		122,028.35		11,848.95	24,593.08	9,335.17	-	26,769.60	28,108.08	195,913.64	
Hopkins, M.	GU	MIS3	PW SR Project Manager	48.83			50.78		1.00	2080.00	104,379.01		104,379.01		10,135.20	21,036.11	7,984.99	600.08	26,769.60	28,108.08	171,643.39	
Allen, E	GU	MIS1	PW Maint Wkr Lead	33.28	1.68		34.61	1.75	1.00	2080.00	74,741.11		74,741.11		7,257.36	15,063.01	6,145.56	5,592.96	18,719.04	1,000.69	110,400.77	
Malsenbach, R.	GU	MIS1	PW Maint Wkr Lead	33.28	2.56		34.61	2.67	1.00	2080.00	76,617.06		76,617.06		7,439.52	15,441.08	5,902.52	5,400.02	18,719.04	19,654.99	126,195.26	
Ament, A	GU	MIS1	PW Maint Wkr III	30.24	1.53		31.45	2.42	1.00	2080.00	68,575.79		68,575.79		6,658.71	13,820.48	5,246.05		18,719.04	19,654.99	113,956.02	
Caler III, F.	GU	MIS3	PW Maint Wkr III	30.24			31.45		1.00	2080.00	64,641.02		64,641.02		6,276.64	13,027.48	4,945.04		26,769.60	28,108.08	116,898.27	
Fishback, J	GU	MIS2	PW Maint Wkr III	30.24			31.45		1.00	2080.00	64,641.02		64,641.02		6,276.64	13,027.48	4,945.04		9,050.88	9,503.42	98,393.61	
Matthews, D.	GU	MIS1	PW Maint Wkr III	30.24	1.53		31.45	2.42	1.00	2080.00	68,110.09		68,110.09		6,613.49	13,726.62	5,210.42		26,769.60	28,108.08	121,768.70	
Vacant	GU	MIS1	PW Maint Wkr III	26.12			27.16		1.00	2080.00	55,834.11		55,834.11		5,421.49	11,252.57	4,699.17	5,592.96	953.04	1,000.69	84,401.08	
Norried, S.	GU	MIS3	PW Maint Wkr III	30.24			31.45		1.00	2080.00	64,641.02		64,641.02		6,276.64	13,027.48	4,945.04		26,769.60	28,108.08	117,518.27	
Perez, D	GU	MIS3	PW Maint Wkr II	27.51			28.61		1.00	2080.00	58,805.38		58,805.38		5,710.00	11,851.39	4,988.61		9,050.88	9,503.42	90,368.80	
Burgess, T.	GU	MIS3	PW Maint Wkr III	28.80			29.95	31.45	1.00	2080.00	62,761.81		62,761.81		6,094.17	12,648.75	4,801.28		26,769.60	28,108.08	114,414.09	
Hernandez, J	GU	MIS3	PW Maint Wkr II	26.20			27.25	28.61	1.00	2080.00	61,454.72		61,454.72		5,967.25	12,385.33	5,174.35	6,183.84	406.32	426.64	91,592.13	
McCroly, J	GU	MIS3	PW Maint Wkr II	26.20			28.61	27.51	1.00	2080.00	58,490.98		58,490.98		5,679.47	11,788.03	4,474.56		18,719.04	19,654.99	100,088.03	
Selman, D.	GU	MIS1	PW Maint Supervisor	40.45	3.11		42.07	3.24	1.00	2080.00	93,123.80		93,123.80		9,042.32	18,767.78	7,165.28	5,400.02	9,050.88	9,503.42	138,142.62	
Maggi, M.	GU	MIS3	PW Inspector	33.43			34.77		1.00	2080.00	71,459.97		71,459.97		6,938.76	14,401.74	5,931.27		29.28	30.74	105,435.53	
Savoie, R.	GU	MIS3	POW Equip Mech III	35.94			37.38		1.00	2080.00	76,825.34		76,825.34		7,459.74	15,483.06	5,877.14		26,767.44	28,105.81	133,751.09	
Perry, R	GUPT	MIS3	Pow Exp Mech II - Feb	39.53			41.11		1.00	2080.00	84,499.33		84,499.33		8,204.88	17,023.64	6,928.78	6,072.96	29.28	30.74	122,766.34	
Frost, L.	GU	MIS3	Fiscal Officer	42.29			43.98		1.00	2080.00	90,399.10		90,399.10		8,777.75	18,218.66	6,916.53		18,719.04	19,654.99	143,866.04	
Tine, C	GU	MIS2	Bridge & Sign Maint Spec	31.70	0.79		34.62	0.83	1.00	2080.00	72,153.77		72,153.77		7,006.13	14,541.57	5,966.44	5,708.16	1,209.60	1,270.08	106,636.14	
Villa, V.*	GU	MIS3	Asst in Civil Eng II	44.39			46.17		1.00	1872.00	85,399.26		85,399.26		8,292.27	17,211.01	6,960.90	5,592.96	1,391.04	1,460.59	125,517.07	
Gulari-Suseoff, R.	GU	MIS3	Admin Asst II	21.95			22.83		1.00	2080.00	46,920.32		46,920.32		4,555.96	9,456.12	3,589.40		9,050.88	9,503.42	74,025.24	
Extra Help	GU/XH	XH	PW Maint Wkr II	24.95			25.95		1.08	2080.00	57,599.77		57,599.77									62,006.15
Probation Stipend				1.52						2080.00	3,173.76		3,173.76								242.79	279.50
Standby			FICAMED ONLY								23,000.00		23,000.00								1,759.50	1,759.50
Overtime			FICAMED ONLY								30,000.00		30,000.00								2,295.00	2,295.00
MOE Additional	GU	MIS1	PW Maint Wkr II/III	27.00			28.08		1.00	2080.00	59,623.20		59,623.20		5,789.41	12,016.21	4,561.17		26,769.60	28,108.08	110,098.08	
MOE Additional	GU	MIS1	PW Maint Wkr II/III	27.00			28.08		1.00	2080.00	59,623.20		59,623.20		5,789.41	12,016.21	4,561.17		26,769.60	28,108.08	110,098.08	

Total 26.03 1,953,017.00 184,045.00 381,994.00 156,974.00 42,752.00 3,520.00 376,781.00 395,620.00 3,117,923.00

Budget Unit: HEALTH DEPARTMENT 4000  
Function: Health & Sanitation  
Activity: Health

DETAIL BY REVENUE CATEGORY AND EXPENDITURE OBJECT	ACTUAL 2022-2023	ADOPTED 2023-2024	BASE 2024-2025	CHANGES 2024-2025	REQUESTED 2024-2025
<b>Intergovernmental Revenue</b>					
45163 State Realignment Health	430,476.83	457,834.00	457,834.00	324,997.00	782,831.00
45240 State Aid Other	625,403.61	433,920.00	433,920.00	977,211.00	1,411,131.00
45243 Realignment Backfill COVID	0.00	0.00	0.00	0.00	0.00
45435 TRAC	203,328.14	300,000.00	300,000.00	38,680.00	338,680.00
45525 Fed Coronavirus Relief (Cares Act)	57,943.27	0.00	0.00	0.00	0.00
45535 Fed American Rescue Plan	0.00	325,000.00	325,000.00	6,928.00	331,928.00
45630 Federal Other	820,061.37	1,866,476.00	1,866,476.00	(902,027.00)	964,449.00
Total Intergovernmental Revenue	2,137,213.22	3,383,230.00	3,383,230.00	445,789.00	3,829,019.00
<b>Charges for Services</b>					
46009 Charges for Services	360,273.17	202,000.00	202,000.00	283,293.00	485,293.00
46015 ARPA Services	3,889.99	0.00	0.00	0.00	0.00
46392 Maddy Revenue	6,431.32	7,000.00	7,000.00	0.00	7,000.00
46830 Health Services	5,575.25	2,000.00	2,000.00	4,000.00	6,000.00
Total Charges for Services	376,169.73	211,000.00	211,000.00	287,293.00	498,293.00
<b>Other Revenue</b>					
47890 Miscellaneous Revenues	1,239.25	0.00	0.00	0.00	0.00
47940 Operating Transfers	0.00	0.00	0.00	0.00	0.00
Total Other Revenue	1,239.25	0.00	0.00	0.00	0.00
<b>Interfund Revenue</b>					
48801 CERG COVID Emerg Response	0.00	0.00	0.00	0.00	0.00
<b>TOTAL REVENUE</b>	<b>2,514,622.20</b>	<b>3,594,230.00</b>	<b>3,594,230.00</b>	<b>733,082.00</b>	<b>4,327,312.00</b>
<b>Salaries and Benefits</b>					
50100 Salaries and Wages	1,407,736.50	1,883,255.00	2,142,258.00	(17,743.00)	2,124,515.00
50102 Overtime	4,200.86	0.00	0.00	0.00	0.00
50200 Deferred Comp County Match	6,427.16	5,401.00	5,161.00	0.00	5,161.00
50300 Retirement - Employer's Share	123,294.35	179,806.00	196,136.00	3,736.00	199,872.00
50304 Retirement - PERS Misc. Unfunded Liability	286,100.00	331,394.00	407,090.00	7,754.00	414,844.00
50310 FICA/Medicare Tax - Employer's Share	102,486.07	144,069.00	177,653.00	(15,128.00)	162,525.00
50400 Employee Group Insurance	201,927.52	295,479.00	347,048.00	12,254.00	359,302.00
50405 Retirement Health Savings	0.00	0.00	0.00	0.00	0.00
50500 Workers' Compensation Insurance	6,827.24	9,438.00	9,923.00	0.00	9,923.00
50600 Unemployment Insurance	1,182.00	0.00	0.00	0.00	0.00
Total Salaries and Benefits	2,140,181.70	2,848,842.00	3,285,269.00	(9,127.00)	3,276,142.00

Budget Unit: HEALTH DEPARTMENT 4000  
Function: Health & Sanitation  
Activity: Health

DETAIL BY REVENUE CATEGORY AND EXPENDITURE OBJECT	ACTUAL 2022-2023	ADOPTED 2023-2024	BASE 2024-2025	CHANGES 2024-2025	REQUESTED 2024-2025
<b>Services and Supplies</b>					
51200 Communications	6,123.90	7,410.00	7,504.00	1,346.00	8,850.00
51700 Maintenance - Equipment	117.14	250.00	250.00	0.00	250.00
51760 Maintenance - Programs	20,122.76	34,880.00	37,319.00	58,381.00	95,700.00
51800 Maintenance - Bldgs & Structures	736.17	750.00	750.00	0.00	750.00
51900 Medical & Dental Supplies - Lab	2,643.56	8,000.00	8,000.00	(2,000.00)	6,000.00
51902 Adult Vaccine	1,243.09	0.00	0.00	2,500.00	2,500.00
52000 Memberships	18,177.94	17,825.00	17,825.00	4,345.00	22,170.00
52200 Office Expense	16,461.41	10,000.00	10,000.00	5,450.00	15,450.00
52211 G.S.A. Cost Allocation	11,312.00	15,832.00	20,438.00	0.00	20,438.00
52300 Professional & Specialized Services	124,557.16	47,731.00	47,731.00	2,019.00	49,750.00
52400 Publications and Legal Notices	37.10	300.00	300.00	20,700.00	21,000.00
52410 Educational Materials	883.57	0.00	0.00	6,000.00	6,000.00
52500 Rents, Leases - Equipment	2,919.51	9,500.00	9,500.00	(4,800.00)	4,700.00
52600 Rents, Leases - Buildings	321,440.52	340,269.00	340,269.00	0.00	340,269.00
52700 Minor Equipment	38,996.92	20,000.00	20,000.00	2,750.00	22,750.00
52800 Special Departmental Expense	10,102.62	17,000.00	17,000.00	13,000.00	30,000.00
52870 Staff Training	12,840.51	21,050.00	21,050.00	(600.00)	20,450.00
52900 G.S.A. and In-County Travel	2,253.71	6,000.00	6,000.00	6,200.00	12,200.00
52910 Meetings and Conventions	19,854.18	0.00	0.00	15,600.00	15,600.00
53000 Utilities	28,894.76	29,000.00	29,000.00	0.00	29,000.00
<b>Total Services and Supplies</b>	<b>639,718.53</b>	<b>585,797.00</b>	<b>592,936.00</b>	<b>130,891.00</b>	<b>723,827.00</b>
<b>Other Charges</b>					
54025 Support and Care of Persons	144.00	10,000.00	0.00	10,000.00	10,000.00
54250 Emergency Preparedness Grants	7,434.59	0.00	0.00	0.00	0.00
54260 Hospital Preparedness Grants	16,564.94	0.00	0.00	0.00	0.00
54270 Tobacco Reduction Grants	5,028.32	0.00	0.00	0.00	0.00
54280 Snap ED Grant	5,843.26	0.00	0.00	0.00	0.00
<b>Total Other Charges</b>	<b>35,015.11</b>	<b>10,000.00</b>	<b>0.00</b>	<b>10,000.00</b>	<b>10,000.00</b>
<b>Capital (Fixed) Assets</b>					
56200 Fixed Assets - Equipment	0.00	0.00	0.00	125,000.00	125,000.00
<b>A-87 Countywide Cost Allocation Plan</b>					
58900 A-87 Cost Allocation Plan	186,060.00	126,660.00	192,343.00	0.00	192,343.00
<b>TOTAL EXPENDITURES/APPROPRIATIONS</b>	<b>3,000,975.34</b>	<b>3,571,299.00</b>	<b>4,070,548.00</b>	<b>256,764.00</b>	<b>4,327,312.00</b>
<b>NET COST TO HEALTH REALIGNMENT FUND</b>	<b>486,353.14</b>	<b>(22,931.00)</b>	<b>476,318.00</b>	<b>(476,318.00)</b>	<b>0.00</b>
<b>Net County Cost to Health Realignment Fund</b>					<b>0.00</b>

## Budget Notes

### Department: 4000

1. Please provide comments regarding your Department's Requested Budget
  - Add additional rows as needed.
2. You may include additional documentation
  - If included please add your Department Name and number at the top of all supporting documentation

#### REVENUE

Reorganized state and federal revenue to reflect programs in proper categories, such as Future of Public Health and CA Home Visiting, which were incorrectly put in federal revenues last year but are actually state funded.

#### EXPENDITURES

Through the Future of Public Health and CA Strengthening Public Health Initiative programs, we are implementing electronic health records software, grants management software, and policy management software. These will allow us to start billing insurance to secure additional revenues in future years, as well as assist us in the process of seeing Public Health Accreditation, which we believe will assist us in obtaining future competitive grants as well as additional allocations in current programs. Accreditation will reflect positively on Amador Public Health within the community for all of our population serves as well as state and nationwide.

#### FIXED ASSETS

\$125,000 is for a health education mobile unit which will be purchased from the CA Strengthening Public Health Initiative to help meet equity goals within our local community.

#### OTHER

Health Educator Position currently frozen and will only be filled once funding is secured.

#### BUDGET ANALYST NOTES

**24-25 EXPENDITURE DETAIL  
DEPARTMENT 4000**

	Base Budget	Budget Changes	Requested Budget
<b>WAGES AND BENEFITS</b>			
<b>Total</b>	<b>3,285,269.00</b>	<b>(9,127.00)</b>	<b>3,276,142.00</b>
<b>51200 COMMUNICATIONS</b>			
Phones, Fax, T-1 lines	1,000.00	0.00	1,000.00
IT Communications Charges (4000 & 4008)	6,204.00	0.00	6,204.00
PROGRAM-SPECIFIC CHARGES (SATELLITE PHONE, CELL PHONE, DATA FOR MOBILE HOTSPOTS, ETC.)	0.00	1,346.00	1,346.00
Language Line	300.00	0.00	300.00
<b>Total</b>	<b>7,504.00</b>	<b>1,346.00</b>	<b>8,850.00</b>
<b>51700 Maintenance-Equipment</b>			
Office equipment maintenance and repair	250.00	0.00	250.00
<b>Total</b>	<b>250.00</b>	<b>0.00</b>	<b>250.00</b>
<b>51760 MAINTENANCE - PROGRAMS</b>			
Paperless Knowledge Maxime GL Accounting Progr	8,000.00	0.00	8,000.00
IT Computer Licensing Costs (4000 & 4008)	21,969.00	0.00	21,969.00
Survey Monkey	500.00	0.00	500.00
SalesForce	0.00	35,000.00	35,000.00
Policy Program	0.00	8,000.00	8,000.00
EHR Program	0.00	18,000.00	18,000.00
Program-Specific Charges	0.00	2,881.00	2,881.00
Zoom	200.00	0.00	200.00
Canva Pro	150.00	0.00	150.00
Cole Palmer (Data Logger Subscriptions) (Paid thru 2	1,000.00	0.00	1,000.00
Quest Care360 Electronic Health Records Software f	5,500.00	(5,500.00)	0.00
<b>Total</b>	<b>37,319.00</b>	<b>58,381.00</b>	<b>95,700.00</b>
<b>51800 MAINTENANCE - BUILDING</b>			
Signal Service	750.00	0.00	750.00
<b>Total</b>	<b>750.00</b>	<b>0.00</b>	<b>750.00</b>
<b>51900 MEDICAL, DENTAL SUPPLIES</b>			
Medical Supplies	5,000.00	(1,000.00)	4,000.00
Medication	3,000.00	(1,000.00)	2,000.00
<b>Total</b>	<b>8,000.00</b>	<b>(2,000.00)</b>	<b>6,000.00</b>
<b>51902 ADULT VACCINES</b>			
Twinrix, TB tests	0.00	2,500.00	2,500.00
<b>Total</b>	<b>0.00</b>	<b>2,500.00</b>	<b>2,500.00</b>
<b>52000 MEMBERSHIPS</b>			
DPHN	500.00	0.00	500.00
CHEAC	7,900.00	0.00	7,900.00
HOAC	7,500.00	0.00	7,500.00
CCLDMCAH	1,100.00	0.00	1,100.00
CA State Board of Pharmacy	600.00	0.00	600.00
Medical Waste Management Fund	25.00	0.00	25.00

**24-25 EXPENDITURE DETAIL  
DEPARTMENT 4000**

	<b>Base Budget</b>	<b>Budget Changes</b>	<b>Requested Budget</b>
CACDC	200.00	0.00	200.00
CHVP-PAT Affiliate Fees and Memberships	0.00	3,785.00	3,785.00
Program Specific Memberships	0.00	560.00	560.00
<b>Total</b>	<b>17,825.00</b>	<b>4,345.00</b>	<b>22,170.00</b>
<b>52200 OFFICE EXPENSE</b>			
Office Supplies, postage, FedEx shipping	10,000.00	5,450.00	15,450.00
<b>Total</b>	<b>10,000.00</b>	<b>5,450.00</b>	<b>15,450.00</b>
<b>52211 GSA Cost Allocation</b>			
<b>Total</b>	<b>20,438.00</b>	<b>0.00</b>	<b>20,438.00</b>
<b>52300 PROFESSIONAL &amp; SPECIALIZED SERVICES</b>			
Animal Rabies Testing	4,000.00	0.00	4,000.00
MVEMSA contract services	17,731.00	1,269.00	19,000.00
Pharmacist Consultant	500.00	0.00	500.00
CLIA Lab user fee	500.00	250.00	750.00
Bio Medical Waste Disposal	1,000.00	0.00	1,000.00
Hiring Costs (Livescan and Advertisement)	2,500.00	0.00	2,500.00
IT Dept charges	11,500.00	5,250.00	16,750.00
Other Professional Services	10,000.00	(4,750.00)	5,250.00
<b>Total</b>	<b>47,731.00</b>	<b>2,019.00</b>	<b>49,750.00</b>
<b>52400 PUBLICATIONS &amp; LEGAL NOTICES</b>			
Misc publications	300.00	20,700.00	21,000.00
<b>Total</b>	<b>300.00</b>	<b>20,700.00</b>	<b>21,000.00</b>
<b>52410 EDUCATIONAL MATERIAL</b>			
Brochures, Literature for outreach, medical books	0.00	6,000.00	6,000.00
<b>Total</b>	<b>0.00</b>	<b>6,000.00</b>	<b>6,000.00</b>
<b>52500 RENTS/LEASES - EQUIPMENT</b>			
GSA Copier Pool Plan - 2 copiers	3,500.00	1,200.00	4,700.00
SUV Lease from GSA	6,000.00	(6,000.00)	0.00
<b>Total</b>	<b>9,500.00</b>	<b>(4,800.00)</b>	<b>4,700.00</b>
<b>52600 RENTS/LEASES - BUILDING</b>			
Building Rent	340,269.00	0.00	340,269.00
<b>Total</b>	<b>340,269.00</b>	<b>0.00</b>	<b>340,269.00</b>
<b>52700 MINOR EQUIPMENT</b>			
<b>Total</b>	<b>20,000.00</b>	<b>2,750.00</b>	<b>22,750.00</b>
<b>52800 SPECIAL DEPARTMENT EXPENSE</b>			
Program Health promotion and education	17,000.00	13,000.00	30,000.00
<b>Total</b>	<b>17,000.00</b>	<b>13,000.00</b>	<b>30,000.00</b>
<b>52870 STAFF TRAINING</b>			
Program Specific Training	0.00	14,450.00	14,450.00

**24-25 EXPENDITURE DETAIL  
DEPARTMENT 4000**

	<b>Base Budget</b>	<b>Budget Changes</b>	<b>Requested Budget</b>
Staff Development Training	0.00	6,000.00	6,000.00
Base Budget Figures	21,050.00	(21,050.00)	0.00
<b>Total</b>	<b>21,050.00</b>	<b>(600.00)</b>	<b>20,450.00</b>
<b>52900 GSA &amp; In-County Travel</b>			
Motor pool - fuel, repairs	5,500.00	5,700.00	11,200.00
reimburse in-county mileage	500.00	500.00	1,000.00
<b>Total</b>	<b>6,000.00</b>	<b>6,200.00</b>	<b>12,200.00</b>
<b>52910 Meetings and Conventions</b>			
Program Specific Training	0.00	9,600.00	9,600.00
Staff Development Training	0.00	6,000.00	6,000.00
<b>Total</b>	<b>0.00</b>	<b>15,600.00</b>	<b>15,600.00</b>
<b>53000 UTILITIES</b>			
PG&E, Water, Sewer, Garbage, Signal Service	29,000.00	0.00	29,000.00
<b>Total</b>	<b>29,000.00</b>	<b>0.00</b>	<b>29,000.00</b>
<b>54025 SUPPORT AND CARE OF PERSONS</b>			
CCS County portion of medical expenses for non Medi-Cal children	0.00	10,000.00	10,000.00
<b>Total</b>	<b>0.00</b>	<b>10,000.00</b>	<b>10,000.00</b>
<b>54250 EMERGENCY PREPAREDNESS GRANTS</b>			
PHEP projects associated with Scope of Work	0.00	0.00	0.00
Pan Flu Projects associated with Scope of Work	0.00	0.00	0.00
<b>Total</b>	<b>0.00</b>	<b>0.00</b>	<b>0.00</b>
<b>54260 HOSPITAL PREPAREDNESS PROGRAM GRANT</b>			
20/21 Projects Associated with Scope of Work	0.00	0.00	0.00
HPP Supplemental Grant Expenditures	0.00	0.00	0.00
<b>Total</b>	<b>0.00</b>	<b>0.00</b>	<b>0.00</b>
<b>54270 TOBACCO REDUCTION GRANT</b>			
Projects Associated with Scope of Work	0.00	0.00	0.00
<b>Total</b>	<b>0.00</b>	<b>0.00</b>	<b>0.00</b>
<b>54280 SNAP ED GRANT</b>			
Projects Associated with Scope of Work	0.00	0.00	0.00
<b>Total</b>	<b>0.00</b>	<b>0.00</b>	<b>0.00</b>
<b>56200 FIXED ASSETS - EQUIPMENT</b>			
Health Education Mobile Unit	0.00	125,000.00	125,000.00
<b>Total</b>	<b>0.00</b>	<b>125,000.00</b>	<b>125,000.00</b>
<b>58900 INTRAFUND TRANSFER A87</b>			
	192,343.00	0.00	192,343.00
<b>Total</b>	<b>192,343.00</b>	<b>0.00</b>	<b>192,343.00</b>
<b>Expenditure Detail Total:</b>		<b>4,070,548.00</b>	<b>256,764.00</b>
			<b>4,327,312.00</b>



**24-25 REVENUE DETAIL  
DEPARTMENT 4000**

	<b>Base Budget</b>	<b>Budget Changes</b>	<b>Requested Budget</b>
<b>45163 State Realignment-Health</b>			
Realignment *	457,834.00	324,997.00	782,831.00
<b>Total</b>	<b>457,834.00</b>	<b>324,997.00</b>	<b>782,831.00</b>
<b>45240 State Aid Other</b>			
HIV/AIDS Surveillance Program	6,015.00	(74.00)	5,941.00
Pan Flu	61,200.00	3,279.00	64,479.00
State California Children's Services	72,000.00	3,000.00	75,000.00
State Child Health Disability (CHDP)	60,000.00	(60,000.00)	0.00
Foster Care	9,500.00	2,500.00	12,000.00
Foster Care PMMO	4,000.00	1,000.00	5,000.00
Foster Care Caseload Relief	3,900.00	2,100.00	6,000.00
Lead Program	71,305.00	47,742.00	119,047.00
Oral Health Program	146,000.00	665.00	146,665.00
Future of Public Health	0.00	486,204.00	486,204.00
Kids Plate	0.00	72,550.00	72,550.00
CHVP-PAT	0.00	418,245.00	418,245.00
<b>Total</b>	<b>433,920.00</b>	<b>977,211.00</b>	<b>1,411,131.00</b>
<b>45435 Tobacco Reduction Program TRAC</b>			
TRAC Agreement, Prop 99 & Prop 56	300,000.00	38,680.00	338,680.00
<b>Total</b>	<b>300,000.00</b>	<b>38,680.00</b>	<b>338,680.00</b>
<b>45535 Federal Coronavirus (American Rescue Plan)</b>			
COVID IZ R2, R3, R4,	325,000.00	6,928.00	331,928.00
<b>Total</b>	<b>325,000.00</b>	<b>6,928.00</b>	<b>331,928.00</b>
<b>45630 Federal Aid from Other Agencies</b>			
Public Health Emergency Preparedness (CDC PHEP)	118,000.00	43,836.00	161,836.00
Hospital Preparedness Grant (HPP)	129,000.00	37,849.00	166,849.00
Immunization Assistance Grant	34,075.00	335.00	34,410.00
State California Children's Services	75,000.00	25,000.00	100,000.00
State Child Health Disability (CHDP)	60,000.00	(60,000.00)	0.00
Foster Care	23,000.00	5,765.00	28,765.00
Foster Care PMMO	9,500.00	4,976.00	14,476.00
Foster Care Caseload Relief	10,700.00	4,450.00	15,150.00
Maternal Child Adolescent Health (MCAH)	106,000.00	3,503.00	109,503.00
CA Home Visiting Program (PAT)	418,000.00	(418,000.00)	0.00
Snap Ed Grant	150,000.00	19,460.00	169,460.00
DIS WorkForce Development	125,000.00	(125,000.00)	0.00
WorkForce Development	100,000.00	(100,000.00)	0.00
Future of Public Health (FoPH)	409,451.00	(409,451.00)	0.00
CA Strengthening Public Health Initiative (CASPHI)	98,750.00	65,250.00	164,000.00
<b>Total</b>	<b>1,866,476.00</b>	<b>(902,027.00)</b>	<b>964,449.00</b>

**24-25 REVENUE DETAIL  
DEPARTMENT 4000**

	<b>Base Budget</b>	<b>Budget Changes</b>	<b>Requested Budget</b>
<b>46009 Charges for Services</b>			
Enhancing Detection	127,000.00	73,000.00	200,000.00
Expanded Funds	75,000.00	210,293.00	285,293.00
<b>Total</b>	<b>202,000.00</b>	<b>283,293.00</b>	<b>485,293.00</b>
<b>46392 Maddy Revenue</b>			
EMS-Maddy Fund-Admin Costs	7,000.00	0.00	7,000.00
<b>Total</b>	<b>7,000.00</b>	<b>0.00</b>	<b>7,000.00</b>
<b>46830 Health Services</b>			
Public Health Services Fees	2,000.00	4,000.00	6,000.00
<b>Total</b>	<b>2,000.00</b>	<b>4,000.00</b>	<b>6,000.00</b>
<b>47890 Misc. Revenues</b>			
EMS - Maddy Fund - Pass through	0.00	0.00	0.00
EMS - Maddy Fund - Admin Costs	0.00	0.00	0.00
<b>Total</b>	<b>0.00</b>	<b>0.00</b>	<b>0.00</b>
<b>Combined Total</b>	<b>3,594,230.00</b>	<b>733,082.00</b>	<b>4,327,312.00</b>

DEPT #	DEPT	NAME	BARG UNIT	PERS CLASS	JOB TITLE	BASE PAY	LONGEVITY	EDUCATION /OTHER	WAGE INC MGMT-4%	SEIU-4%	STEP INCREASE	LONGEVITY	EDUCATION /OTHER	FTE UNITS	FTE UNITS	GROSS TOTAL	24-25 PERS NORMAL COST	24-25 PERS UNFUNDED LIABILITY	MISC PLAN	FICA MEDICARE	OTHER PAY	DEFERRED HEALTH INS COMP	2024	25 Health Ins 10% Inc. (estimate)	TOTAL	
4000	Health	Kerr, R	MGMT	MIS3	Health Officer	6,619.39	165.48		6,884.17			172.10		1.00	26.00	181,291.85	17,603.44	36,536.80		13,868.83		600.08	29,825.52	31,316.80	281,217.80	
4000	Health	Harman, R	MGMT/P	MIS3	Health Officer	82.74			86.05					0.10	208.00	17,686.50	1,717.36	3,564.46		1,353.02		600.08	29,825.52	0.00	24,321.34	
4000	Health	Hanson, J	MGMT	MIS1	Public Health Director	5,495.36			5,715.17					1.00	26.00	146,838.02	14,257.78	29,592.72		11,301.81	900.12	600.08	26,769.60	31,316.80	234,806.32	
4000	Health	Edmonson, D	GU	MIS3	Public Health Nurse I	47.30			49.19					1.00	2080.00	101,108.48	9,817.63	20,376.98		7,734.80		600.08	26,769.60	28,108.08	167,746.05	
4000	Health	Stone, M	GU	MIS3	Public Health Program Mgr	46.04	1.15		47.88		50.28	1.26		1.00	2080.00	103,232.68	10,023.89	20,805.08		7,897.30		600.08	26,769.60	28,108.08	162,214.02	
4000	Health	Haley, D	GU	MIS3	Public Health Program Mgr	48.34			50.27		52.79			1.00	2080.00	105,342.53	10,228.76	21,230.29		8,598.23	7,052.60	600.08	26,769.60	28,108.08	154,513.08	
4000	Health	Tucker, C	GU	MIS3	Public Health Program Mgr	48.34			50.27		52.79			1.00	2080.00	106,146.91	10,306.86	21,392.40		8,120.24		600.08	26,769.60	28,108.08	174,674.57	
4000	Health	Clark, L	GU	MIS1	Public Health Program Mgr	48.34	2.45		50.27			2.55		1.00	2080.00	108,563.26	10,541.49	21,879.39		8,305.09		600.08	9,050.88	9,503.42	159,392.73	
4000	Health	Harlan, M	GU	MIS3	Compliance Officer	34.56			35.94		37.74			1.00	2080.00	74,019.23	7,187.27	14,917.52		5,662.47		600.08	18,719.04	19,654.99	121,441.48	
4000	Health	Litfield, D	GU	MIS3	Public Health Nurse II	44.95			49.09		47.20			0.60	1248.00	59,868.83	5,815.21	12,069.74		4,784.15	2,649.02	360.05	18,719.04	12.10	85,579.10	
4000	Health	Seeba, E	GU	MIS3	Public Health Nurse Superv	56.98		2,500.00	59.26		62.22			1.00	2080.00	124,537.48	12,092.59	25,098.76		9,527.12		600.08	18,719.04	19,654.99	190,910.95	
4000	Health	Erickson, K	GU/PT	MIS3	Public Health Nurse II	52.04			54.12		56.83			0.60	1248.00	66,043.34	6,607.01	13,713.17		5,359.19	2,011.39	17.57	18,719.04	18.45	95,752.54	
4000	Health	Brandmeier, L	GU	MIS3	Outreach Specialist	31.41			32.67					1.00	2080.00	67,142.02	6,519.49	13,531.52		5,136.36		9,050.88	9,050.88	9,503.42	101,832.81	
4000	Health	Novak, S	GU	MIS3	Outreach Specialist	25.91			28.29					1.00	2080.00	57,317.12	5,565.49	11,551.45		4,849.34	6,072.96	29.28	9,050.88	30.74	85,387.11	
4000	Health	Gutierrez, F	GU	MIS3	Health Educator I	42.30		2.12	43.99					1.00	2080.00	90,420.48	8,779.83	18,222.96		6,917.17		600.08	9,050.88	9,503.42	133,843.86	
4000	Health	Strode, A	GU	MIS1	Health Educator I	42.30	1.06		43.99					1.00	2080.00	91,097.28	8,845.55	18,359.36		7,433.52	6,072.96	600.08	9,050.88	30.74	132,439.50	
4000	Health	Vacant	GU/PT	MIS3	Health Educator I	36.54			38.00					0.60	1248.00	46,864.74	4,550.57	9,444.92		3,595.15			5,430.53	5,702.05	70,147.44	
4000	Health	Dehn, T	GU	MIS3	PH Program Coordinator	33.02			36.06		34.67			1.00	2080.00	73,318.59	7,119.24	14,776.32		5,606.87	363.17	668.93	18,719.04	19,654.99	120,478.01	
4000	Health	Ewing, G	GU/PT	MIS3	Outreach Technician	28.56	1.43		29.70					0.20	416.00	12,209.97	1,185.59	2,460.75		961.85			5.88	6.17	17,187.49	
4000	Health	Crabb, R	GU/PT	MIS3	Outreach Technician	24.68			26.95					0.40	832.00	21,839.21	2,120.59	4,401.38		1,721.87			308.64	324.07	31,076.05	
4000	Health	Kasiner, D	GU	MIS3	PH Program Coordinator	36.40			37.86		39.75			1.00	2080.00	79,322.88	7,702.25	15,986.40		6,068.20		26,769.60	26,769.60	28,108.08	137,187.81	
4000	Health	Frame, S	GU	MIS3	PH Program Coordinator	34.67			36.06					1.00	2080.00	74,110.59	7,186.14	14,935.94		5,669.46		600.08	9,050.88	9,503.42	130,020.21	
4000	Health	Oley, P	GU	MIS3	PH Program Coordinator	40.14			41.75					1.00	2080.00	85,803.26	8,331.50	17,292.43		6,565.95		26,769.60	26,769.60	28,108.08	146,099.22	
4000	Health	Peables, C	GU	MIS3	Admin Tech	31.59	2.43		32.85		23.86	2.53		1.00	2080.00	76,362.66	7,414.81	15,389.81		5,841.74		9,050.88	9,050.88	9,503.42	114,512.46	
4000	Health	DeBoard, K	GU	MIS1	Finance Asst. I	21.85		1.70	22.72					0.48	988.40	47,433.73	4,605.81	9,559.59		1,216.64			9,050.88	9,503.42	74,731.24	
4000	Health	Hasson, C	GU	MIS1	PH Rotational Intern	15.50			16.12					0.48	988.40	15,903.74	1,500.81	3,166.64					9,050.88	9,503.42	17,120.38	
4000	Health	Jagoda, L	GU/XH	XH	Public Health Nurse I	40.86			42.49					0.46	960.00	40,311.98	4,031.98			3,083.87			9,050.88	9,503.42	43,395.85	
4000	Health	Lindsey, M	GU/XH	XH	Public Health Nurse I	40.86			42.49					0.46	960.00	40,311.98	4,031.98			3,083.87			9,050.88	9,503.42	43,395.85	
4000	Health	Overtime (FICA)				-180,000.00																		0.00	0.00	
4000	Health	Overtime (FICA)				180,000.00																		0.00	0.00	13,770.00

Changes:

Request to reclassify	4000	Health	DeBoard, K	GU	MIS1	Medical Case Management	35.33		36.74		38.58			1.00	2080.00	76,697.19	7,447.30	15,457.23		5,867.34		9,050.88	9,503.42	114,972.48	
	4000	Health	DeBoard, K	GU	MIS1	Finance Asst. I	21.85		22.72		23.86			(1.00)	(2080.00)	(47,433.73)	(4,605.81)	(9,559.59)		(3,628.68)		(9,050.88)	(9,503.42)	(74,731.24)	
Remove from budget	4000	Health	Lindsey, M	GU/XH	XH	Public Health Nurse I	40.86		42.49					(0.46)	(960.00)	(40,311.98)				(3,083.87)			0.00	0.00	(43,395.85)
	4000	Health	Hasson, C	GU	MIS1	PH Rotational Intern	15.50		16.12					(0.48)	(988.40)	(15,903.74)				(1,216.64)				0.00	(17,120.38)
	4000	Health	Overtime (FICA)				-180,000.00																0.00	0.00	(13,770.00)
Position frozen while funding is secured	4000	Health		GU/PT	MIS3	Health Educator I	36.54		38.00					(0.60)	(1248.00)	(46,864.74)	(4,550.57)	(9,444.92)		(3,595.15)		(5,430.53)	(5,702.05)	(70,147.44)	
Per Joanne - Board Approved limited term	4000	Health		GU/PT	MIS3	Outreach Specialist on 3/26/24	25.83		26.86		28.21			1.00	2080.00	56,073.83	5,444.77	11,300.89		4,289.65		26,769.60	28,108.08	105,217.21	
Vacant/TBD	4000	Health		GU/PT	MIS3	Outreach Specialist	25.83		26.86		28.21			1.00	2080.00	56,073.83	5,444.77	11,300.89		4,289.65		26,769.60	28,108.08	105,217.21	

\*Voluntary Reduced Work Schedule

22.96 2,098,724.00 199,872.00 414,844.00 162,525.00 25,791.00 5,161.00 342,192.00 359,302.00 3,266,219.00

Budget Unit: OTHER HEALTH SERVICES 4005  
Function: Health & Sanitation  
Activity: Health

DETAIL BY REVENUE CATEGORY AND EXPENDITURE OBJECT	ACTUAL 2022-2023	ADOPTED 2023-2024	BASE 2024-2025	CHANGES 2024-2025	REQUESTED 2024-2025
<b>Intergovernmental Revenue</b>					
45163 State Realignment Health	83,020.92	79,185.00	79,185.00	11,995.00	91,180.00
<b>TOTAL REVENUE</b>	<b>83,020.92</b>	<b>79,185.00</b>	<b>79,185.00</b>	<b>11,995.00</b>	<b>91,180.00</b>
<b>Other Charges</b>					
52369 Area 12 Agency on Aging	83,021.00	79,185.00	79,185.00	11,995.00	91,180.00
<b>A-87 Countywide Cost Allocation Plan</b>					
58900 A-87 Cost Allocation Plan	0.00	0.00	0.00	0.00	0.00
<b>TOTAL EXPENDITURES/APPROPRIATIONS</b>	<b>83,021.00</b>	<b>79,185.00</b>	<b>79,185.00</b>	<b>11,995.00</b>	<b>91,180.00</b>
<b>NET COST</b>	<b>0.08</b>	<b>0.00</b>	<b>0.00</b>	<b>0.00</b>	<b>0.00</b>
<b>Net County Cost to Health Realignment Fund</b>					<b>0.00</b>

Health Realignment Fund 11800

## Budget Notes

### Department:

1. Please provide comments regarding your Department's Requested Budget
  - Add additional rows as needed.
2. You may include additional documentation
  - If included please add your Department Name and number at the top of all supporting documentation

### REVENUE

### EXPENDITURES

### FIXED ASSETS

### OTHER

### BUDGET ANALYST NOTES

Chuck receives an email in April from Area 12 Agency on Aging with the cost for the upcoming fiscal year.

4/4/24 email - AOA for FY 24-25 is \$91,180, budget updated.

Budget Unit: ELC Enhanced Detection Grant 4008  
Function: Health & Sanitation  
Activity: Health

DETAIL BY REVENUE CATEGORY AND EXPENDITURE OBJECT	ACTUAL 2022-2023	ADOPTED 2023-2024	BASE 2024-2025	CHANGES 2024-2025	REQUESTED 2024-2025
<b>Interest and Rentals</b>					
44100 Interest	1,171.42	0.00	0.00	0.00	0.00
<b>Intergovernmental Revenue</b>					
45240 State Aid Other	0.00	0.00	0.00	0.00	0.00
45525 Fed Coronavirus Relief (Cares Act)	0.00	0.00	0.00	0.00	0.00
45630 Federal Other	683,852.34	363,438.00	363,438.00	266,612.00	630,050.00
Total Intergovernmental Revenue	683,852.34	363,438.00	363,438.00	266,612.00	630,050.00
<b>Charges for Services</b>					
46009 Charges for Services	0.00	0.00	0.00	0.00	0.00
<b>TOTAL REVENUE</b>	<b>685,023.76</b>	<b>363,438.00</b>	<b>363,438.00</b>	<b>266,612.00</b>	<b>630,050.00</b>
<b>Salaries and Benefits</b>					
50100 Salaries and Wages	48,323.99	0.00	0.00	0.00	0.00
50200 Deferred Comp County Match	0.00	0.00	0.00	0.00	0.00
50300 Retirement - Employer's Share	3,509.59	0.00	0.00	0.00	0.00
50304 Retirement - PERS Misc. Unfunded Liab	38,071.00	0.00	0.00	0.00	0.00
50310 FICA/Medicare Tax - Employer's Share	3,696.20	0.00	0.00	0.00	0.00
50400 Employee Group Insurance	10.88	0.00	0.00	0.00	0.00
50500 Workers' Compensation Insurance	1,360.71	0.00	0.00	0.00	0.00
50600 Unemployment Insurance	697.00	0.00	0.00	0.00	0.00
Total Salaries and Benefits	95,669.37	0.00	0.00	0.00	0.00
<b>Services and Supplies</b>					
51200 Communications	7,378.69	7,349.00	7,362.00	2,638.00	10,000.00
51760 Maintenance - Programs	4,674.26	1,046.00	1,052.00	3,948.00	5,000.00
52200 Office Expense	677.15	10,000.00	10,000.00	0.00	10,000.00
52300 Professional & Specialized Services	17,786.97	30,000.00	30,000.00	0.00	30,000.00
523025 Public Health Charges	360,273.17	224,119.00	224,119.00	213,082.00	437,201.00
52600 Rents, Leases - Buildings	88,273.70	0.00	0.00	12,000.00	12,000.00
52700 Minor Equipment	12,770.69	10,000.00	10,000.00	40,000.00	50,000.00
52800 Special Departmental Expense	1,859.22	15,000.00	15,000.00	35,000.00	50,000.00
52900 G.S.A. and In-County Travel	0.00	7,000.00	7,000.00	0.00	7,000.00
53000 Utilities	8,660.05	0.00	0.00	0.00	0.00
Total Services and Supplies	502,353.90	304,514.00	304,533.00	306,668.00	611,201.00
<b>Capital (Fixed) Assets</b>					
56200 Fixed Assets - Equipment	131.79	0.00	0.00	0.00	0.00
<b>A-87 Countywide Cost Allocation Plan</b>					
58900 A-87 Cost Allocation Plan	24,965.00	58,565.00	18,849.00	0.00	18,849.00

Budget Unit: ELC Enhanced Detection Grant 4008  
Function: Health & Sanitation  
Activity: Health

DETAIL BY REVENUE CATEGORY AND EXPENDITURE OBJECT	ACTUAL 2022-2023	ADOPTED 2023-2024	BASE 2024-2025	CHANGES 2024-2025	REQUESTED 2024-2025
TOTAL EXPENDITURES/APPROPRIATIONS	623,120.06	363,079.00	323,382.00	306,668.00	630,050.00
<b>NET COST</b>	<b>61,903.70</b>	<b>(359.00)</b>	<b>(40,056.00)</b>	<b>40,056.00</b>	<b>0.00</b>
<b>Net Cost to Fund 30800</b>					<b>0.00</b>

*ELC Enhancing Detection Fund 30800*

## Budget Notes

### Department: 4008

1. Please provide comments regarding your Department's Requested Budget
  - Add additional rows as needed.
2. You may include additional documentation
  - If included please add your Department Name and number at the top of all supporting documentation

#### REVENUE

#### EXPENDITURES

#### FIXED ASSETS

#### OTHER

#### BUDGET ANALYST NOTES

Per J. Hasson 2/21/24 email - The ELC Enhanced Detection Grant, dept. 4008, remains an active budget. Grant funds have been extended through June 2026.

Per J. Hasson 2/3/23 email - Staff and WC charges moved to department 4000.



**24-25 EXPENDITURE DETAIL  
DEPARTMENT 4008**

		<b>Base Budget</b>	<b>Budget Changes</b>	<b>Requested Budget</b>
<b>WAGES AND BENEFITS</b>				
	<b>Total</b>	<b>0.00</b>	<b>0.00</b>	<b>0.00</b>
<b>51200 Communications</b>				
		7,362.00	2,638.00	10,000.00
	<b>Total</b>	<b>7,362.00</b>	<b>2,638.00</b>	<b>10,000.00</b>
<b>51700 Maintenance-Equipment</b>				
		0.00	0.00	0.00
	<b>Total</b>	<b>0.00</b>	<b>0.00</b>	<b>0.00</b>
<b>51760 MAINTENANCE - PROGRAMS</b>				
		1,052.00	3,948.00	5,000.00
	<b>Total</b>	<b>1,052.00</b>	<b>3,948.00</b>	<b>5,000.00</b>
<b>52200 OFFICE EXPENSES</b>				
General Office Supplies		10,000.00	0.00	10,000.00
	<b>Total</b>	<b>10,000.00</b>	<b>0.00</b>	<b>10,000.00</b>
<b>52300 PROFESSIONAL &amp; SPECIALIZED SERVICES</b>				
		30,000.00		30,000.00
	<b>Total</b>	<b>30,000.00</b>	<b>0.00</b>	<b>30,000.00</b>
<b>523025 PUBLIC HEALTH CHARGES</b>				
Charges for Public Health Staff working in Enhanced Detection Program		224,119.00	213,082.00	437,201.00
Indirect Costs incurred by Public Health			0.00	
	<b>Total</b>	<b>224,119.00</b>	<b>213,082.00</b>	<b>437,201.00</b>
<b>52600 RENTS, LEASES - BUILDINGS</b>				
Rent for Suite 500		0.00	12,000.00	12,000.00
	<b>Total</b>	<b>0.00</b>	<b>12,000.00</b>	<b>12,000.00</b>
<b>52700 MINOR EQUIPMENT</b>				
PPE		0.00	20,000.00	20,000.00
Minor equipment to support future response		10,000.00	15,000.00	25,000.00
COVID Test Kits		0.00	5,000.00	5,000.00
	<b>Total</b>	<b>10,000.00</b>	<b>40,000.00</b>	<b>50,000.00</b>

**24-25 EXPENDITURE DETAIL  
DEPARTMENT 4008**

	<b>Base Budget</b>	<b>Budget Changes</b>	<b>Requested Budget</b>
<b>52800 SPECIAL DEPARTMENTAL EXPENSES</b>			
Subsistence	5,000.00	0.00	5,000.00
Unknown/unanticipated expenses due to nature of this grant	10,000.00	35,000.00	45,000.00
<b>Total</b>	<b>15,000.00</b>	<b>35,000.00</b>	<b>50,000.00</b>
<b>53000 UTILITIES</b>			
Combined Utilities	0.00	0.00	0.00
<b>Total</b>	<b>0.00</b>	<b>0.00</b>	<b>0.00</b>
<b>52900 GSA &amp; In-County Travel</b>			
Fuel	5,000.00	0.00	5,000.00
Vehicle Maintenance	2,000.00	0.00	2,000.00
<b>Total</b>	<b>7,000.00</b>	<b>0.00</b>	<b>7,000.00</b>
<b>56200 FIXED ASSETS - EQUIPMENT</b>			
Trailer for transportation of purchased equipment (ie: Zurmo mobile shelters)	0.00	0.00	0.00
Replacement Vehicle for all staff use to replace current vehicle rented from GSA	0.00	0.00	0.00
<b>Total</b>	<b>0.00</b>	<b>0.00</b>	<b>0.00</b>
<b>58900 COUNTY WIDE COST ALLOCATION PLAN (A87)</b>			
	18,849.00	0.00	18,849.00
<b>Total</b>	<b>18,849.00</b>	<b>0.00</b>	<b>18,849.00</b>
<b>Combined Total:</b>	<b>323,382.00</b>	<b>306,668.00</b>	<b>630,050.00</b>

**24-25 REVENUE DETAIL  
DEPARTMENT 4008**

	<b>Base Budget</b>	<b>Budget Changes</b>	<b>Requested Budget</b>
<b>45630 Federal Other</b>			
	363,438.00	0.00	630,050.00
<b>Total</b>	<b>363,438.00</b>	<b>0.00</b>	<b>630,050.00</b>
<b>45525 Federal Coronavirus Relief (County CRF grant)</b>			
<b>Total</b>	<b>0.00</b>	<b>0.00</b>	<b>0.00</b>
<b>Total</b>	<b>363,438.00</b>	<b>0.00</b>	<b>630,050.00</b>

Budget Unit: ENVIRONMENTAL HEALTH 4030  
Function: Health & Sanitation  
Activity: Health

DETAIL BY REVENUE CATEGORY AND EXPENDITURE OBJECT	ACTUAL 2022-2023	ADOPTED 2023-2024	BASE 2024-2025	CHANGES 2024-2025	REQUESTED 2024-2025
<b>Intergovernmental Revenue</b>					
45163 State Realignment Health	672,337.58	687,665.00	687,665.00	15,921.00	703,586.00
45240 State Aid Other	0.00	16,304.00	16,304.00	0.00	16,304.00
45243 Realignment Backfill COVID	0.00	0.00	0.00	0.00	0.00
45525 Fed Coronavirus Relief (Cares Act)	0.00	0.00	0.00	0.00	0.00
Total Intergovernmental Revenue	672,337.58	703,969.00	703,969.00	15,921.00	719,890.00
<b>Charges for Services</b>					
46840 Sanitation Services	311,442.10	295,317.00	295,317.00	0.00	295,317.00
<b>Other Revenue</b>					
47890 Miscellaneous Revenues	33,483.18	9,600.00	9,600.00	0.00	9,600.00
47940 Operating Transfers	0.00	0.00	0.00	0.00	0.00
Total Other Revenue	33,483.18	9,600.00	9,600.00	0.00	9,600.00
<b>TOTAL REVENUE</b>	<b>1,017,262.86</b>	<b>1,008,886.00</b>	<b>1,008,886.00</b>	<b>15,921.00</b>	<b>1,024,807.00</b>
<b>Salaries and Benefits</b>					
50100 Salaries and Wages	453,116.68	518,746.00	540,902.00	0.00	540,902.00
50102 Overtime	68.42	1,500.00	1,500.00	0.00	1,500.00
50200 Deferred Comp County Match	1,800.08	1,800.00	1,800.00	0.00	1,800.00
50300 Retirement - Employer's Share	39,791.18	52,053.00	51,997.00	0.00	51,997.00
50304 Retirement - PERS Misc. Unfunded Liability	98,836.00	95,937.00	107,923.00	0.00	107,923.00
50310 FICA/Medicare Tax - Employer's Share	33,510.31	39,684.00	41,379.00	0.00	41,379.00
50400 Employee Group Insurance	83,577.51	104,664.00	104,412.00	0.00	104,412.00
50500 Workers' Compensation Insurance	3,319.76	3,827.00	4,023.00	0.00	4,023.00
Total Salaries and Benefits	714,019.94	818,211.00	853,936.00	0.00	853,936.00
<b>Services and Supplies</b>					
51100 Clothing and Personal Supplies	119.49	0.00	0.00	600.00	600.00
51200 Communications	2,107.84	1,822.00	1,803.00	(600.00)	1,203.00
51700 Maintenance - Equipment	0.00	0.00	0.00	0.00	0.00
51760 Maintenance - Programs	24,222.30	24,698.00	25,277.00	0.00	25,277.00
52000 Memberships	1,173.53	1,951.00	1,951.00	0.00	1,951.00
52200 Office Expense	2,735.44	6,150.00	6,150.00	0.00	6,150.00
52211 G.S.A. Cost Allocation	3,469.00	4,431.00	8,939.00	0.00	8,939.00
52280 Hazardous Materials/Waste	202.82	1,000.00	1,000.00	0.00	1,000.00
52300 Professional & Specialized Services	2,183.03	3,650.00	3,650.00	0.00	3,650.00
52364 Training	0.00	7,800.00	7,800.00	0.00	7,800.00
52500 Rents, Leases - Equipment	912.17	1,100.00	1,100.00	0.00	1,100.00
52700 Minor Equipment	0.00	0.00	0.00	0.00	0.00
52900 G.S.A. and In-County Travel	16,100.91	22,500.00	22,500.00	0.00	22,500.00
52910 Meetings and Conventions	0.00	2,000.00	2,000.00	0.00	2,000.00
Total Services and Supplies	53,226.53	77,102.00	82,170.00	0.00	82,170.00

Budget Unit: ENVIRONMENTAL HEALTH 4030  
Function: Health & Sanitation  
Activity: Health

DETAIL BY REVENUE CATEGORY AND EXPENDITURE OBJECT	ACTUAL 2022-2023	ADOPTED 2023-2024	BASE 2024-2025	CHANGES 2024-2025	REQUESTED 2024-2025
<b>Other Charges</b>					
54188 MEHKO Grant		0.00	0.00	0.00	0.00
<b>Capital (Fixed) Assets</b>					
56200 Fixed Assets - Equipment	0.00	0.00	0.00	0.00	0.00
<b>A-87 Countywide Cost Allocation Plan</b>					
58900 A-87 Cost Allocation Plan	77,909.00	113,573.00	88701	0.00	88,701.00
<b>TOTAL EXPENDITURES/APPROPRIATIONS</b>	<b>845,155.47</b>	<b>1,008,886.00</b>	<b>1,024,807.00</b>	<b>0.00</b>	<b>1,024,807.00</b>
<b>NET COST</b>	<b>(172,107.39)</b>	<b>0.00</b>	<b>15,921.00</b>	<b>(15,921.00)</b>	<b>0.00</b>
<b>Net County Cost to Health Realignment Fund</b>					<b>0.00</b>

Health Realignment Fund #11800

## Budget Notes

**Department: 4030**

1. Please provide comments regarding your Department's Requested Budget
  - Add additional rows as needed.
2. You may include additional documentation
  - If included please add your Department Name and number at the top of all supporting documentation

**REVENUE**

**EXPENDITURES**

**FIXED ASSETS**

**OTHER**

**BUDGET ANALYST NOTES**

**24-25 EXPENDITURE DETAIL  
DEPARTMENT 4030**

	Base Budget	Budget Changes	Requested Budget
<b>WAGES AND BENEFITS</b>			
<b>Total</b>	<b>853,936.00</b>	<b>0.00</b>	<b>853,936.00</b>
<b>51100 CLOTHING AND PERSONAL SUPPLIES</b>			
Safety boots	0.00	600.00	600.00
<b>Total</b>	<b>0.00</b>	<b>600.00</b>	<b>600.00</b>
<b>51200 COMMUNICATIONS</b>			
IT Telephone Charges per IT Cost Matrix	1,803.00	(600.00)	1,203.00
<b>Total</b>	<b>1,803.00</b>	<b>(600.00)</b>	<b>1,203.00</b>
<b>51700 Maintenance-Equipment</b>			
Envision program license & hosting - moved to 51760	0.00	0.00	0.00
<b>Total</b>	<b>0.00</b>	<b>0.00</b>	<b>0.00</b>
<b>51760 MAINTENANCE - PROGRAMS</b>			
IT Costs per Technology Cost Matrix	5,877.00	0.00	5,877.00
Envision program license & hosting	19,400.00	0.00	19,400.00
<b>Total</b>	<b>25,277.00</b>	<b>0.00</b>	<b>25,277.00</b>
<b>51800 MAINTENANCE - BUILDING</b>			
Signal Service (Estimated Increase)	0.00	0.00	0.00
<b>Total</b>	<b>0.00</b>	<b>0.00</b>	<b>0.00</b>
<b>52000 MEMBERSHIPS</b>			
California Conference of Directors of Environmental Health	795.00	0.00	795.00
National Environmental Health Association	100.00	0.00	100.00
REHS registration fees (\$272/REHS biennially)	816.00	0.00	816.00
ICC Certification (\$120 UI biennially)	240.00	0.00	240.00
<b>Total</b>	<b>1,951.00</b>	<b>0.00</b>	<b>1,951.00</b>
<b>52200 OFFICE EXPENSE</b>			
GSA Charges, Supplies & Postage	2,000.00	0.00	2,000.00
Office Depot office supplies	3,000.00	0.00	3,000.00
Ledger Print	225.00	0.00	225.00
Safety Shoe Allowance (5 X \$185)	925.00	0.00	925.00
<b>Total</b>	<b>6,150.00</b>	<b>0.00</b>	<b>6,150.00</b>
<b>52211 GSA DEPARTMENT COST ALLOCATION</b>			
	8,939.00	0.00	8,939.00
<b>Total</b>	<b>8,939.00</b>	<b>0.00</b>	<b>8,939.00</b>
<b>52280 HAZARDOUS MATERIALS / WASTE</b>			
Materials and supplies for emergency response	1,000.00	0.00	1,000.00
<b>Total</b>	<b>1,000.00</b>	<b>0.00</b>	<b>1,000.00</b>

**24-25 EXPENDITURE DETAIL  
DEPARTMENT 4030**

	Base Budget	Budget Changes	Requested Budget
<b>52300 PROFESSIONAL &amp; SPECIALIZED SERVICES</b>			
Surveying Department charges	150.00	0.00	150.00
IT Department charges	2,700.00	0.00	2,700.00
Lab fees (approximate cost for (4) basic samples)	800.00	0.00	800.00
California Association of Environmental Health Administrators	0.00	0.00	0.00
<b>Total</b>	<b>3,650.00</b>	<b>0.00</b>	<b>3,650.00</b>
<b>523101 COM DEV DIRECTOR CHARGES</b>			
	0.00	0.00	0.00
<b>Total</b>	<b>0.00</b>	<b>0.00</b>	<b>0.00</b>
<b>52364 TRAINING</b>			
Food Service Manager Training (for the public)	0.00	0.00	0.00
Department staff training	6,800.00	0.00	6,800.00
Staff training expenses (meals, parking, mileage)	1,000.00	0.00	1,000.00
<b>Total</b>	<b>7,800.00</b>	<b>0.00</b>	<b>7,800.00</b>
<b>52500 RENTS/LEASES - EQUIPMENT</b>			
GSA Copier Pool Plan (monthly amount varies)	1,100.00	0.00	1,100.00
Large Format Scanner/Printer (new, five year lease, split four ways)			
<b>Total</b>	<b>1,100.00</b>	<b>0.00</b>	<b>1,100.00</b>
<b>52700 MINOR EQUIPMENT</b>			
	0.00	0.00	0.00
<b>Total</b>	<b>0.00</b>	<b>0.00</b>	<b>0.00</b>
<b>52900 GSA &amp; In-County Travel</b>			
Vehicle Rental	4,400.00	0.00	4,400.00
Fuel	6,400.00	0.00	6,400.00
Vehicle Maintenance - Assume 2X/yr X 5vehicles	5,000.00	0.00	5,000.00
Vehicle Replacement	6,700.00	0.00	6,700.00
<b>Total</b>	<b>22,500.00</b>	<b>0.00</b>	<b>22,500.00</b>
<b>52910 MEETINGS &amp; CONVENTIONS</b>			
California Conference Directors of EH	1,800.00	0.00	1,800.00
CUPA Conference	200.00	0.00	200.00
<b>Total</b>	<b>2,000.00</b>	<b>0.00</b>	<b>2,000.00</b>
<b>56200 FIXED ASSETS - EQUIPMENT</b>			
Fixed Asset is an item over \$1,000.00 (List item and estimated cost)	0.00	0.00	0.00
<b>Total</b>	<b>0.00</b>	<b>0.00</b>	<b>0.00</b>
<b>58900 A-87 COST ALLOCATION PLAN</b>			
<b>Total</b>	<b>88,701.00</b>	<b>0.00</b>	<b>88,701.00</b>
<b>Combined Total</b>	<b>1,024,807.00</b>	<b>0.00</b>	<b>1,024,807.00</b>



**24-25 REVENUE DETAIL  
DEPARTMENT 4030**

	<b>Base Budget</b>	<b>Budget Changes</b>	<b>Requested Budget</b>
<b>45163 State Realignment</b>			
Health realignment	687,665.00	15,921.00	703,586.00
<b>Total</b>	<b>687,665.00</b>	<b>15,921.00</b>	<b>703,586.00</b>
<b>45240 State Aid</b>			
LEA grant	16,304.00	0.00	16,304.00
<b>Total</b>	<b>16,304.00</b>	<b>0.00</b>	<b>16,304.00</b>
<b>46840 Permit Fees</b>			
Sanitation Service	295,317.00	0.00	295,317.00
<b>Total</b>	<b>295,317.00</b>	<b>0.00</b>	<b>295,317.00</b>
<b>47890 Misc. Revenues</b>			
CSA #6	9,600.00	0.00	9,600.00
<b>Total</b>	<b>9,600.00</b>	<b>0.00</b>	<b>9,600.00</b>
	<b>1,008,886.00</b>	<b>15,921.00</b>	<b>1,024,807.00</b>

DEPT #	DEPT	NAME	BARG UNIT	PERS CLASS	JOB TITLE	BASE PAY	LONGEVITY	EDUCATION OTHER	WAGE INC MM - 4% SEIU-4%	STEP INCREASE	LONGEVITY	EDUCATION OTHER	FTE	BASE HOURS	FTE UNITS	GROSS TOTAL	24-25 PERS NORMAL COST	MISC PLAN UNFUNDED LIABILITY	FICA/MEDICARE	OTHER PAY	DEFERRED COMP	HEALTH INS 2024	25 Health Ins 10% Inc. (estimate)	TOTAL
4030	Environ. Health	Vacant	MM	MIS1	Dir of Environ Health	5,018.62			5,219.37				1.00	2,080.00	26.00	134,097.63	13,020.88	27,025.48	10,327.33	900.12	600.08	18,748.32	19,885.74	205,057.17
4030	Environ. Health	Applegate, J.	GU	MIS3	Comm Dev Tech I	30.39			31.61				1.00	2,080.00	2,080.00	64,961.66	6,307.78	13,092.10	5,038.43	900.12	600.08	26,769.60	28,108.08	119,006.25
4030	Environ. Health	Dunklee, J	GU	MIS1	Comm Dev SR Tech	36.74	2.83		38.21		2.94		1.00	2,080.00	2,080.00	84,582.65	8,212.88	17,046.43	6,539.43	900.12	600.08	9,050.88	9,503.42	126,785.04
4030	Environ. Health	Meyer, S.	GU	MIS1	Env Hlth Spec III	44.04	3.39		45.80		3.53		1.00	2,080.00	2,080.00	101,388.68	9,844.84	20,433.45	7,825.09	900.12	600.08	9,050.88	9,503.42	150,495.68
4030	Environ. Health	Quijada, J.	GU	MIS3	Env Hlth Spec I	34.78			36.17				1.00	2,080.00	2,080.00	74,345.73	7,218.97	14,983.33	5,756.31	900.12	600.08	9,050.88	9,503.42	112,707.88
4030	Environ. Health	Riley, J*	GU	MIS1	Comm Dev SR Tech	36.74	2.83		38.21		2.94		1.00	1,872.00	1,872.00	76,124.39	7,391.68	15,341.79	5,892.37	900.12	600.08	26,769.60	28,108.08	134,358.51

Changes:

**Total** 6.00 535,501.00 51,997.00 107,923.00 41,379.00 5,401.00 1,800.00 99,440.00 104,412.00 848,413.00

Budget Unit: ENVIRONMENTAL  
HEALTH GRANTS 4031  
Function: Health & Sanitation  
Activity: Health

DETAIL BY REVENUE CATEGORY AND EXPENDITURE OBJECT	ACTUAL 2022-2023	ADOPTED 2023-2024	BASE 2024-2025	CHANGES 2024-2025	REQUESTED 2024-2025
<b>Interest and Rentals</b>					
44100 Interest	0.00	0.00	0.00	0.00	0.00
<b>Intergovernmental Revenue</b>					
45163 State Realignment Health	(440.94)	508.00	596.00	0.00	596.00
45240 State Aid Other	16,304.00	16,304.00	16,304.00	0.00	16,304.00
45243 Realignment Backfill COVID	0.00	0.00	0.00	0.00	0.00
Total Intergovernmental	15,863.06	16,812.00	16,900.00	0.00	16,900.00
<b>TOTAL REVENUE</b>	<b>15,863.06</b>	<b>16,812.00</b>	<b>16,900.00</b>	<b>0.00</b>	<b>16,900.00</b>
<b>Other Charges</b>					
54704 LEA Grant	16,304.00	16,304.00	16,304.00	0.00	16,304.00
<b>A-87 Countywide Cost Allocation Plan</b>					
58900 A-87 Cost Allocation Plan	(378.00)	508.00	596.00	0.00	596.00
<b>TOTAL EXPENDITURES/APPROPRIATIONS</b>	<b>15,926.00</b>	<b>16,812.00</b>	<b>16,900.00</b>	<b>0.00</b>	<b>16,900.00</b>
<b>NET COST</b>	<b>62.94</b>	<b>0.00</b>	<b>0.00</b>	<b>0.00</b>	<b>0.00</b>
<b>Net County Cost to Health Realignment Fund</b>					<b>0.00</b>

Health Realignment Fund #11800

## Budget Notes

**Department: 4031**

1. Please provide comments regarding your Department's Requested Budget
  - Add additional rows as needed.
2. You may include additional documentation
  - If included please add your Department Name and number at the top of all supporting documentation

<b>REVENUE</b>
<b>EXPENDITURES</b>
<b>FIXED ASSETS</b>
<b>OTHER</b>
<b>BUDGET ANALYST NOTES</b>

**24-25 EXPENDITURE DETAIL  
DEPARTMENT 4031**

	Base Budget	Budget Changes	Requested Budget
<b>50500 WORKERS COMPENSATION</b>			
	0.00	0.00	0.00
<b>Total</b>	<b>0.00</b>	<b>0.00</b>	<b>0.00</b>
<b>52211 G.S.A. DEPT. COST ALLOCATION</b>			
	0.00	0.00	0.00
<b>Total</b>	<b>0.00</b>	<b>0.00</b>	<b>0.00</b>
<b>54704 LEA GRANT</b>			
	16,304.00	0.00	16,304.00
<b>Total</b>	<b>16,304.00</b>	<b>0.00</b>	<b>16,304.00</b>
<b>58900 A-87 COUNTYWIDE COST ALLOC PLAN</b>			
	596.00	0.00	596.00
<b>Total</b>	<b>596.00</b>	<b>0.00</b>	<b>596.00</b>
	<b>16,900.00</b>	<b>0.00</b>	<b>16,900.00</b>

**24-25 REVENUE DETAIL  
DEPARTMENT 4031**

	Base Budget	Budget Changes	Requested Budget
<b>44100 Interest</b>			
	0.00	0.00	0.00
<b>Total</b>	<b>0.00</b>	<b>0.00</b>	<b>0.00</b>
<b>45163 St Realignment Health</b>			
	508.00	0.00	508.00
<b>Total</b>	<b>508.00</b>	<b>0.00</b>	<b>508.00</b>
<b>45240 Aid - Other</b>			
LEA Grant	16,304.00	0.00	16,304.00
<b>Total</b>	<b>16,304.00</b>	<b>0.00</b>	<b>16,304.00</b>
	<b>16,812.00</b>	<b>0.00</b>	<b>16,812.00</b>

Budget Unit: MENTAL HEALTH 4112  
Function: Health & Sanitation  
Activity: Health

DETAIL BY REVENUE CATEGORY AND EXPENDITURE OBJECT	ACTUAL 2022-2023	ADOPTED 2023-2024	BASE 2024-2025	CHANGES 2024-2025	REQUESTED 2024-2025
<b>Interest and Rentals</b>					
44100 Interest	10,183.94	6,000.00	6,000.00	0.00	6,000.00
<b>Intergovernmental Revenue</b>					
45164 State Realignment Mental Health	1,508,321.21	0.00	0.00	1,200,000.00	1,200,000.00
45200 State Aid Mental Health	2,315,452.45	2,000,000.00	2,000,000.00	0.00	2,000,000.00
45201 MHSA Prop 63	2,560,306.26	4,111,632.00	4,111,632.00	859,950.00	4,971,582.00
45240 State Aid Other	613,016.65	627,335.00	627,335.00	1,993,700.00	2,621,035.00
45243 Realignment Backfill COVID	0.00	0.00	0.00	0.00	0.00
45525 Fed Coronavirus Relief (Cares Act)	0.00	0.00	0.00	0.00	0.00
45630 Federal Other	45,255.78	47,500.00	47,500.00	0.00	47,500.00
45640 Aid From Other Agencies	180,447.67	79,301.00	79,301.00	0.00	79,301.00
Total Intergovernmental Revenue	7,222,800.02	6,865,768.00	6,865,768.00	4,053,650.00	10,919,418.00
<b>Charges for Services</b>					
460099 Charges Co Local Revenue	1,790,386.97	1,400,000.00	1,400,000.00	(100,000.00)	1,300,000.00
46015 ARPA Services	83,297.94	0.00	0.00	0.00	0.00
46820 Mental Health Services	109,307.40	95,000.00	95,000.00	0.00	95,000.00
Total Charges for Services	1,982,992.31	1,495,000.00	1,495,000.00	(100,000.00)	1,395,000.00
<b>Other Revenue</b>					
47890 Miscellaneous Revenues	352,976.10	350,250.00	350,250.00	(250,000.00)	100,250.00
<b>TOTAL REVENUE</b>	<b>9,568,952.37</b>	<b>8,717,018.00</b>	<b>8,717,018.00</b>	<b>3,703,650.00</b>	<b>12,420,668.00</b>
<b>Salaries and Benefits</b>					
50100 Salaries and Wages	2,104,293.52	2,466,824.00	2,588,173.00	(83,368.00)	2,504,805.00
50102 Overtime	54,927.55	35,000.00	35,000.00	0.00	35,000.00
50110 Standby	19,470.48	19,000.00	19,000.00	0.00	19,000.00
50200 Deferred Comp County Match	5,697.20	5,761.00	5,761.00	0.00	5,761.00
50300 Retirement - Employer's Share	180,430.22	224,396.00	227,897.00	1,297.00	229,194.00
50304 Retirement - PERS Misc. Unfunded Liability	464,112.00	413,576.00	473,010.00	2,694.00	475,704.00
50310 FICA/Medicare Tax - Employer's Share	149,156.18	192,843.00	202,126.00	(6,377.00)	195,749.00
50400 Employee Group Insurance	244,784.21	303,558.00	344,184.00	0.00	344,184.00
50500 Workers' Compensation Insurance	205,942.50	237,388.00	249,581.00	0.00	249,581.00
50600 Unemployment Insurance	10,667.00	0.00	0.00	0.00	0.00
Total Salaries and Benefits	3,439,480.86	3,898,346.00	4,144,732.00	(85,754.00)	4,058,978.00
<b>Services and Supplies</b>					
51200 Communications	16,868.91	17,026.00	15,372.00	2,251.00	17,623.00
51760 Maintenance - Programs	28,515.83	27,465.00	30,260.00	906.00	31,166.00
51800 Maintenance - Bldgs & Structures	709.02	740.00	740.00	25.00	765.00
51900 Medical & Dental Supplies - Lab	1,633.65	3,225.00	3,225.00	(500.00)	2,725.00
52000 Memberships	15,188.50	20,558.00	20,558.00	6,942.00	27,500.00
52200 Office Expense	13,322.95	21,516.00	21,516.00	4,103.00	25,619.00
52211 G.S.A. Cost Allocation	9,910.00	13,086.00	23,210.00	0.00	23,210.00

Budget Unit: MENTAL HEALTH 4112  
Function: Health & Sanitation  
Activity: Health

DETAIL BY REVENUE CATEGORY AND EXPENDITURE OBJECT	ACTUAL 2022-2023	ADOPTED 2023-2024	BASE 2024-2025	CHANGES 2024-2025	REQUESTED 2024-2025
52300 Professional & Specialized Services	359,289.10	714,052.00	714,052.00	86,464.00	800,516.00
52357 Sheriff Transportation	13,125.19	2,500.00	2,500.00	37,700.00	40,200.00
52359 On-Call Cost	25,089.00	28,060.00	28,060.00	1,940.00	30,000.00
52400 Publications and Legal Notices	2,604.39	2,000.00	2,000.00	4,225.00	6,225.00
52500 Rents, Leases - Equipment	3,309.84	3,102.00	3,102.00	1,898.00	5,000.00
52600 Rents, Leases - Buildings	0.00	434,282.00	434,282.00	0.00	434,282.00
52700 Minor Equipment	8,819.24	7,500.00	7,500.00	1,500.00	9,000.00
52800 Special Departmental Expense	0.00	0.00	0.00	0.00	0.00
52870 Staff Training	22,782.69	33,100.00	33,100.00	15,900.00	49,000.00
52900 G.S.A. and In-County Travel	14,667.03	25,855.00	25,855.00	0.00	25,855.00
52910 Meetings and Conventions	4,082.52	2,000.00	2,000.00	0.00	2,000.00
53000 Utilities	37,232.46	44,207.00	44,207.00	793.00	45,000.00
<b>Total Services and Supplies</b>	<b>577,150.32</b>	<b>1,400,274.00</b>	<b>1,411,539.00</b>	<b>164,147.00</b>	<b>1,575,686.00</b>
<b>Other Charges</b>					
54002 Other (Inpatient)	1,583,062.89	1,725,000.00	1,725,000.00	375,000.00	2,100,000.00
54004 I.M.D.	224,929.00	475,000.00	475,000.00	225,000.00	700,000.00
540051 Outpatient Managed Care	13,447.00	16,320.00	16,320.00	38,680.00	55,000.00
54038 Ca Managed Care Offset	100,732.05	97,000.00	97,000.00	98,000.00	195,000.00
54051 MHSA CSS Com Servc & Supp	539,757.32	760,300.00	760,300.00	15,200.00	775,500.00
54052 MHSA CSS Com Servc & Supp	453,892.72	526,000.00	526,000.00	25,148.00	551,148.00
54053 MHSA CSS Com Servc & Supp	49,111.60	111,700.00	111,700.00	19,300.00	131,000.00
54054 MHSA INN Innovation	70,400.01	258,000.00	258,000.00	375,000.00	633,000.00
54055 MHSA CSS Com Servc & Supp	360,850.50	386,561.00	386,561.00	1,980.00	388,541.00
54056 MHSA Reversion	0.00	0.00	0.00	0.00	0.00
54057 MHSA Housing	0.00	0.00	0.00	0.00	0.00
54190 No Place Like Home Grant	0.00	0.00	0.00	0.00	0.00
54191 HMIOT Grant (Mental Health)	0.00	0.00	0.00	0.00	0.00
<b>Total Other Charges</b>	<b>3,396,183.09</b>	<b>4,355,881.00</b>	<b>4,355,881.00</b>	<b>1,173,308.00</b>	<b>5,529,189.00</b>
<b>Capital (Fixed) Assets</b>					
56200 Fixed Assets - Equipment	0.00	36,500.00	0.00	101,000.00	101,000.00
<b>A-87 Countywide Cost Allocation Plan</b>					
58900 A-87 Cost Allocation Plan	278,495.00	1,020,156.00	1,155,815.00	0.00	1,155,815.00
<b>TOTAL EXPENDITURES/APPROPRIATIONS</b>	<b>7,691,309.27</b>	<b>10,711,157.00</b>	<b>11,067,967.00</b>	<b>1,352,701.00</b>	<b>12,420,668.00</b>
<b>NET COST TO MENTAL HEALTH FUND</b>	<b>(1,877,643.10)</b>	<b>1,994,139.00</b>	<b>2,350,949.00</b>	<b>(2,350,949.00)</b>	<b>0.00</b>
<b>Net Cost to Mental Health Realignment Fund</b>					<b>0.00</b>

Mental Health Fund #11700



## Budget Notes

### Department: 4112

1. Please provide comments regarding your Department's Requested Budget
  - Add additional rows as needed.
2. You may include additional documentation
  - If included please add your Department Name and number at the top of all supporting documentation

#### REVENUE

Bridge Housing funding, recognizing 2 years  
Path JI, once plan accepted one time payment  
Last year for CCMU and MHBG ARPA

#### EXPENDITURES

XH Med Assistant is very sporadic - decreased FTE  
M. Perez now a Clin 2, expected that J. Noble will be Clin 2 end of December  
Removing XH Personal Services Coordinators  
52357 - large jump due to contract with American legion - Caged Cars

#### FIXED ASSETS

Replacing our highest mileage Escape approx 80k miles (#898), MHSA CSS - Mobile Crisis funds  
CCMU funds allocated to pay for new vehicle up to \$55044

#### OTHER

#### BUDGET ANALYST NOTES

**24-25 EXPENDITURE DETAIL  
DEPARTMENT 4112**

	Base Budget	Budget Changes	Requested Budget
<b>WAGES AND BENEFITS</b>			
	<b>4,144,732.00</b>	<b>(85,754.00)</b>	<b>4,058,978.00</b>
<b>51200 COMMUNICATIONS</b>			
AT&T	3,585.00	315.00	3,900.00
Phone Tree Automated Appt. Reminders	3,435.00	1,893.00	5,328.00
Language Line	370.00	0.00	370.00
Various Vendors	94.00	43.00	137.00
IT Communications Charges (Phone & Internet)	7,888.00	0.00	7,888.00
<b>Total</b>	<b>15,372.00</b>	<b>2,251.00</b>	<b>17,623.00</b>
<b>51700 Maintenance-Equipment</b>			
	0.00	0.00	0.00
<b>Total</b>	<b>0.00</b>	<b>0.00</b>	<b>0.00</b>
<b>51760 MAINTENANCE - PROGRAMS</b>			
Various Vendors	0.00	236.00	236.00
Updax	1,500.00	0.00	1,500.00
Paperless Knowledge (Maxime Vendor)	3,450.00	670.00	4,120.00
IT Matrix Tech Charges	25,310.00	0.00	25,310.00
<b>Total</b>	<b>30,260.00</b>	<b>906.00</b>	<b>31,166.00</b>
<b>51800 MAINTENANCE - BUILDING</b>			
Signal Service	740.00	25.00	765.00
<b>Total</b>	<b>740.00</b>	<b>25.00</b>	<b>765.00</b>
<b>51900 MEDICAL, DENTAL &amp; LAB SUPPLIES</b>			
Biomedical Waste Disposal	1,200.00	0.00	1,200.00
Various Vendors	2,000.00	(500.00)	1,500.00
Waste Management Annual State Fee	25.00	0.00	25.00
<b>Total</b>	<b>3,225.00</b>	<b>(500.00)</b>	<b>2,725.00</b>
<b>52000 MEMBERSHIPS</b>			
California Behavioral Health Directors Association (\$27k total 25% to 4113)	20,250.00	6,750.00	27,000.00
Misc.	308.00	192.00	500.00
<b>Total</b>	<b>20,558.00</b>	<b>6,942.00</b>	<b>27,500.00</b>
<b>52200 OFFICE EXPENSE</b>			
GSA Charges, Supplies & Postage	12,425.00	0.00	12,425.00
Access (secure shredding)	243.00	7.00	250.00
Condrashoff fabrication	1,351.00	4,096.00	5,447.00
Misc.	2,497.00	0.00	2,497.00
Office Depot/Amazon for Office Supplies	5,000.00	0.00	5,000.00
<b>Total</b>	<b>21,516.00</b>	<b>4,103.00</b>	<b>25,619.00</b>
<b>52211 GSA COST ALLOCATION</b>			
GSA Charges	23,210.00	0.00	23,210.00
<b>Total</b>	<b>23,210.00</b>	<b>0.00</b>	<b>23,210.00</b>

**24-25 EXPENDITURE DETAIL  
DEPARTMENT 4112**

	Base Budget	Budget Changes	Requested Budget
<b>52300 PROFESSIONAL &amp; SPECIALIZED SERVICES</b>			
Frasco Profiles (Background Investigation)	2,014.00	986.00	3,000.00
Kings View Staffing	50,000.00	0.00	50,000.00
Various Vendors (Misc. Services)	22,000.00	5,478.00	27,478.00
IT Department charges - used more often due to staffing changes	15,038.00	0.00	15,038.00
MHSSA - multiple vendors	493,000.00	30,000.00	523,000.00
Bridge housing vendors	0.00	77,000.00	77,000.00
Sierra Child & Family - no change to budget	132,000.00	(27,000.00)	105,000.00
<b>Total</b>	<b>714,052.00</b>	<b>86,464.00</b>	<b>800,516.00</b>
<b>52357 CLIENT TRANSPORT</b>			
American Legion Ambulance Service	2,500.00	37,700.00	40,200.00
<b>Total</b>	<b>2,500.00</b>	<b>37,700.00</b>	<b>40,200.00</b>
<b>52359 ON-CALL COSTS</b>			
Crisis Support Services (After Hour Care)	28,060.00	1,940.00	30,000.00
<b>Total</b>	<b>28,060.00</b>	<b>1,940.00</b>	<b>30,000.00</b>
<b>52400 PUBLICATIONS &amp; LEGAL NOTICES</b>			
Advertising-Public Notices	2,000.00	4,225.00	6,225.00
<b>Total</b>	<b>2,000.00</b>	<b>4,225.00</b>	<b>6,225.00</b>
<b>52500 RENTS/LEASES - EQUIPMENT</b>			
GSA Copier Pool Plan	3,102.00	1,898.00	5,000.00
<b>Total</b>	<b>3,102.00</b>	<b>1,898.00</b>	<b>5,000.00</b>
<b>52600 RENTS/LEASES - BUILDING</b>			
Property Taxes (Shared Portion)	0.00	0.00	0.00
Building Rent (Estimated 30,000 x 12)	434,282.00	0.00	434,282.00
<b>Total</b>	<b>434,282.00</b>	<b>0.00</b>	<b>434,282.00</b>
<b>52700 MINOR EQUIPMENT</b>			
Laptops, monitors, signature pads, printers	7,500.00	1,500.00	9,000.00
<b>Total</b>	<b>7,500.00</b>	<b>1,500.00</b>	<b>9,000.00</b>
<b>52870 STAFF TRAINING</b>			
Staff training (Non-MHSA)	33,100.00	15,900.00	49,000.00
<b>Total</b>	<b>33,100.00</b>	<b>15,900.00</b>	<b>49,000.00</b>
<b>52900 GSA &amp; In-County Travel</b>			
Mileage Reimbursement & Fuel Costs	25,855.00	0.00	25,855.00
AB86 - travel	0.00	0.00	0.00
<b>Total</b>	<b>25,855.00</b>	<b>0.00</b>	<b>25,855.00</b>
<b>52910 MEETINGS &amp; CONVENTIONS</b>			
CBHAA & Fiscal Leadership	2,000.00	(2,000.00)	0.00
Misc	0.00	2,000.00	2,000.00
<b>Total</b>	<b>2,000.00</b>	<b>0.00</b>	<b>2,000.00</b>

**24-25 EXPENDITURE DETAIL  
DEPARTMENT 4112**

	Base Budget	Budget Changes	Requested Budget
<b>53000 UTILITIES</b>			
Various Vendors	44,207.00	793.00	45,000.00
<b>Total</b>	<b>44,207.00</b>	<b>793.00</b>	<b>45,000.00</b>
<b>54002 OTHER (INPATIENT)</b>			
<b>Inpatient Services</b>	1,725,000.00	375,000.00	2,100,000.00
<b>Total</b>	<b>1,725,000.00</b>	<b>375,000.00</b>	<b>2,100,000.00</b>
<b>54004 I.M.D.</b>			
<b>Inpatient Services</b>	475,000.00	225,000.00	700,000.00
<b>Total</b>	<b>475,000.00</b>	<b>225,000.00</b>	<b>700,000.00</b>
<b>540051 OUTPATIENT MANAGED CARE</b>			
Contracted Outpatient Services (Various Providers)	16,320.00	38,680.00	55,000.00
<b>Total</b>	<b>16,320.00</b>	<b>38,680.00</b>	<b>55,000.00</b>
<b>54038 CA MANAGED CARE OFFSET</b>			
Medi-Cal Hospitals paid by the State of CA on behalf of Amador County	97,000.00	98,000.00	195,000.00
<b>Total</b>	<b>97,000.00</b>	<b>98,000.00</b>	<b>195,000.00</b>
<b>54051 MHSA CSS COMMUNITY SERVICES AND SUPPORTS</b>			
AT&T--Mobile Support Phone	100.00	500.00	600.00
Full Service Partnership (FSP; Includes Gas Vouchers)	60,000.00	0.00	60,000.00
CalVoices/NorCal MHA Sierra Wind Wellness and Recovery Center (Includes PRA)	385,000.00	0.00	385,000.00
NAMI Amador (Education, Peer Support, Family Support)	40,000.00	0.00	40,000.00
Therapeutic Groups & Activities (Socialization, WRAP, Art Therapy, Gardens, BH Groups)	6,500.00	0.00	6,500.00
Client Support Fund (Includes non-FSP gas vouchers)	5,000.00	0.00	5,000.00
Community Program Planning Costs	10,000.00	0.00	10,000.00
CALBHB/C annual Membership Dues	5,000.00	0.00	5,000.00
Amador Transit-Bus Passes	1,000.00	0.00	1,000.00
Outreach & Engagement (Community & Internal ACBHS)	15,000.00	0.00	15,000.00
MomCHAT--SOLUTIONS - Chelsea Yule	75,000.00	14,700.00	89,700.00
MomCHAT--Cal VOICES	72,700.00	0.00	72,700.00
Housing Tools -- Preparation for No Place Like Home	45,000.00	0.00	45,000.00
Homeless Outreach & Support (Supplies, Temporary Housing Needs, etc.)	20,000.00	0.00	20,000.00
Supportive Housing Program (Actively engaged ACBHS clients)	20,000.00	0.00	20,000.00
<b>Total</b>	<b>760,300.00</b>	<b>15,200.00</b>	<b>775,500.00</b>

**24-25 EXPENDITURE DETAIL  
DEPARTMENT 4112**

	<b>Base Budget</b>	<b>Budget Changes</b>	<b>Requested Budget</b>
<b>54052 MHSA PEI PREVENTION AND EARLY INTERVENTION</b>			
CALMHSA 3 YR MEMBERSHIP, LAST PAID FY 19/20 \$25574.40	26,000.00	25,148.00	51,148.00
Amador County Senior Center (Senior Peer Visitor, Active Seniors, Education)	30,000.00	0.00	30,000.00
First 5 (Behavioral Health Consultation & Prevention Services)	33,000.00	0.00	33,000.00
NorCal MHA Prevention (Labyrinth & LGBTQ Activates & Support Groups)	70,000.00	0.00	70,000.00
Nexus Youth & Family Services (Promotores, YEP, O&E, Building Blocks)	300,000.00	0.00	300,000.00
The Resource Connection	32,000.00	0.00	32,000.00
QPR (Question, Persuade, Refer)	15,000.00	0.00	15,000.00
Suice Prevention & Education (includes safe TALK trainings, events, outreach)	20,000.00	0.00	20,000.00
<b>Total</b>	<b>526,000.00</b>	<b>25,148.00</b>	<b>551,148.00</b>
<b>MHSA WET WORKFORCE EDUCATION AND</b>			
<b>54053 TRAINING</b>			
Amador Community College Foundation (MHSA Scholarship)	35,000.00	0.00	35,000.00
Relias	7,700.00	800.00	8,500.00
Workforce Education & Training	25,000.00	0.00	25,000.00
Michael Summers - paid w/CCMU this year	0.00	15,000.00	15,000.00
MHFA & Safe TALK trainer (Shilpa Rasmussen)	20,000.00	0.00	20,000.00
CalQIC	4,000.00	3,500.00	7,500.00
OSHPD 5 - year WET Plan County Match (via CalMHSA)	20,000.00	0.00	20,000.00
<b>Total</b>	<b>111,700.00</b>	<b>19,300.00</b>	<b>131,000.00</b>
<b>54054 MHSA INN INNOVATIONS</b>			
Comprehensive Community Support Model - Nexus SAP	70,000.00	0.00	70,000.00
Comprehensive Community Support Model Project for Student MH	63,000.00	0.00	63,000.00
Proposed Innovations Project (based off of CPP)	125,000.00	0.00	125,000.00
<b>Total</b>	<b>258,000.00</b>	<b>0.00</b>	<b>258,000.00</b>
<b>54055 MHSA CFT CAPITAL FACILITIES &amp; TECHNOLOGY</b>			
KingsView (Support for EHR)	374,351.00	0.00	374,351.00
Zoom	5,250.00	0.00	5,250.00
Updox	1,560.00	0.00	1,560.00
Network of Care	4,500.00	1,980.00	6,480.00
Survey Monkey	900.00	0.00	900.00
<b>Total</b>	<b>386,561.00</b>	<b>1,980.00</b>	<b>388,541.00</b>

**24-25 EXPENDITURE DETAIL  
DEPARTMENT 4112**

	<b>Base Budget</b>	<b>Budget Changes</b>	<b>Requested Budget</b>
<b>54056 MHSA REVERSION</b>			
INN-Reversion for Strategies Center/Youth for Change (TA, Implementation, Eval)	0.00	0.00	0.00
INN-Reversion for Maternal Mental Health Contracts - Chelsea Yule	0.00	0.00	0.00
INN-Reversion for Maternal Mental Health Contract - CalVOICES	0.00	0.00	0.00
INN-Reversion for TX chat Operating Costs	0.00	0.00	0.00
INN-Reversion for MMH Operating Costs	0.00	0.00	0.00
<b>Total</b>	<b>0.00</b>	<b>0.00</b>	<b>0.00</b>
<b>54057 MHSA HOUSING</b>			
Housing Tools - Preparation for No Place Like Home	0.00	0.00	0.00
Homeless Outreach & Support (Supplies, Temporary Housing Needs)	0.00	0.00	0.00
Stake Holder Identified Housing Needs	0.00	0.00	0.00
Supportive Housing Program	0.00	0.00	0.00
<b>Total</b>	<b>0.00</b>	<b>0.00</b>	<b>0.00</b>
<b>54190 NPLH - NO PLACE LIKE HOME</b>			
Non-competitive & Competitive NPLH Grant Preparation, Application & TA	0.00	0.00	0.00
<b>Total</b>	<b>0.00</b>	<b>0.00</b>	<b>0.00</b>
<b>54191 HMIOT - HOMELESS MENTALLY ILL OUTREACH AND TREATMENT</b>			
Homeless Mentally Ill Outreach & Treatment	0.00	0.00	0.00
<b>Total</b>	<b>0.00</b>	<b>0.00</b>	<b>0.00</b>
<b>56200 FIXED ASSETS - EQUIPMENT</b>			
	0.00	101,000.00	101,000.00
<b>Total</b>	<b>0.00</b>	<b>101,000.00</b>	<b>101,000.00</b>
<b>58900 A-87 COST ALLOCATION PLAN</b>			
<b>Total</b>	<b>1,155,815.00</b>	<b>0.00</b>	<b>1,155,815.00</b>
	<b>11,067,967.00</b>	<b>977,701.00</b>	<b>12,045,668.00</b>

**24-25 REVENUE DETAIL  
DEPARTMENT 4112**

	Base Budget	Budget Changes	Requested Budget
<b>44100 Interest</b>			
Interest	6,000.00	0.00	6,000.00
<b>Total</b>	<b>6,000.00</b>	<b>0.00</b>	<b>6,000.00</b>
<b>56164 Realignment Mental Health</b>			
1991 Realignment	0.00	1,200,000.00	1,200,000.00
<b>Total</b>	<b>0.00</b>	<b>1,200,000.00</b>	<b>1,200,000.00</b>
<b>45200 Aid for Mental Health</b>			
Medi-Cal reimbursement INCREASE BASED ON	2,000,000.00	0.00	2,000,000.00
<b>Total</b>	<b>2,000,000.00</b>	<b>0.00</b>	<b>2,000,000.00</b>
<b>45201 MHSA Prop 63</b>			
MHSA	4,111,632.00	859,950.00	4,971,582.00
CSS Reversion		0.00	
WET Reversion		0.00	
INN Reversion		0.00	
MHSA PEI REVERSION		0.00	
HMIOT		0.00	
NPLH		0.00	
MHSA Prudent Reserve		0.00	
<b>Total</b>	<b>4,111,632.00</b>	<b>859,950.00</b>	<b>4,971,582.00</b>
<b>45240 State Aid Other</b>			
CCMU - BHCIP funding	86,416.00	70,797.00	157,213.00
CCMU - Additional one time Direct Service funds	0.00	0.00	250,000.00
PATH JI (one time funding)	0.00	802,397.00	802,397.00
Behavioral Health Bridge Housing (BHBH)	0.00	870,506.00	870,506.00
MHSSA	540,919.00	0.00	540,919.00
<b>Total</b>	<b>627,335.00</b>	<b>1,743,700.00</b>	<b>2,621,035.00</b>
<b>45630 Medicare</b>			
Medicare reimbursement	47,500.00	0.00	47,500.00
<b>Total</b>	<b>47,500.00</b>	<b>0.00</b>	<b>47,500.00</b>
<b>45640 Federal Aid Other</b>			
Mental Health Block Grant	62,190.00	0.00	62,190.00
MHBG supplemental CRRSAA	0.00	0.00	0.00
MHBG supplemental ARPA	17,111.00	0.00	17,111.00
CCMU - CRRSAA funding	0.00	0.00	0.00
<b>Total</b>	<b>79,301.00</b>	<b>0.00</b>	<b>79,301.00</b>
<b>460099 Charges Co Local Revenue</b>			
Behavioral Health Subaccount (2011 Realignment)	1,400,000.00	0.00	1,400,000.00
BH Subaccount allocated to AOD/SUD	0.00	(100,000.00)	(100,000.00)
<b>Total</b>	<b>1,400,000.00</b>	<b>(100,000.00)</b>	<b>1,300,000.00</b>
<b>46820 Mental Health Services</b>			
Client fees - ANTICIPATED INCREASE DUE TO	95,000.00	0.00	95,000.00
<b>Total</b>	<b>95,000.00</b>	<b>0.00</b>	<b>95,000.00</b>
<b>47890 Miscellaneous</b>			
Medical records fees	250.00	0.00	250.00
AB109 for Psychiatrist Salary	100,000.00	0.00	100,000.00
CARE COURT START UP	250,000.00	(250,000.00)	0.00
<b>Total</b>	<b>350,250.00</b>	<b>(250,000.00)</b>	<b>100,250.00</b>
	<b>8,717,018.00</b>	<b>3,453,650.00</b>	<b>12,420,668.00</b>

DEPT #	DEPT	NAME	BARG UNIT	PERS CLASS	JOB TITLE	BASE PAY	LONGEVITY	EDUCATION / OTHER	WAGE INC MGMT-4% SEIU-4%	STEP INCREASE	EDUCATION / OTHER	FTE	HOURS	BASE UNITS	FTE UNITS	GROSS	TOTAL	24-25 PERS COST	24-25 PERS UNFUNDED LIABILITY	FICA/MEDICARE	OTHER PAY	DEFERRED COMP	HEALTH INS 2024	25 Health Ins 10% Inc. (estimate)	TOTAL	
4112	Behavioral Health	Cranfil, M	MGMT	MS1	Behavioral Health Care Director	5,495.36	570.97		5,715.17	593.81	593.81	0.95	26.00	0.95	24.7	153,987.67	153,987.67	14,952.20	31,034.03	11,845.47	855.11	570.08	19,812.20	20,802.90	233,477.39	
4112	Behavioral Health	Vaughn, K	NM	MS1	Deputy Director of BH	4,153.34	103.83		4,319.47	107.99	107.99	1.00	26.00	1.00	26.00	107,768.17	107,768.17	10,646.29	21,719.15	8,244.26		570.08	17,783.09	18,672.24	167,438.18	
4112	Behavioral Health	Hayat, J	NM	MS2	Psychiatrist	15,606.19	390.15		16,230.44	405.76	405.76	1.00	26.00	1.00	26.00	427,422.33	427,422.33	41,502.71	86,140.91	32,687.81		600.08	9,050.88	9,503.42	597,267.18	
4112	Behavioral Health	Speoni, S	GU	MS1	BHC Clinician II	43.01			44.73	48.97	2.82	1.00	2080.00	1.00	2080.00	99,369.55	99,369.55	9,066.18	18,817.31	7,676.21	6,973.08		29.28	30.74	136,533.16	
4112	Behavioral Health	Newlin, S	GU	MS1	BHC Clinician III	48.69	2.52		51.68			1.00	2080.00	1.00	2080.00	111,995.13	111,995.13	10,635.89	22,490.41	8,537.03		600.08	26,769.60	28,108.08	181,595.64	
4112	Behavioral Health	Masterson, K	GU	MS3	BHC Clinician II	43.01			44.73			1.00	2080.00	1.00	2080.00	91,938.18	91,938.18	8,927.20	18,528.84	7,033.27		600.08	26,769.60	28,108.08	154,595.96	
4112	Behavioral Health	Brush, P.	GU	MS3	BHC Clinician I	35.46			38.72	37.23		1.00	2080.00	1.00	2080.00	78,733.25	78,733.25	7,645.00	15,867.57	6,023.20		600.08	9,050.88	9,503.42	117,772.33	
4112	Behavioral Health	Perez, M	GU	MS3	BHC Clinician I	37.09	1.95		40.65	41.05	2.05	1.00	2080.00	1.00	2080.00	87,833.40	87,833.40	8,528.62	17,701.58	6,719.26		600.08	18,719.04	19,654.99	140,437.85	
4112	Behavioral Health	Noble, J	GU	MS3	BHC Clinician I	39.23			38.72	39.09		1.00	2080.00	1.00	2080.00	79,612.51	79,612.51	7,730.37	16,044.77	6,090.36		600.08	26,769.60	28,108.08	137,586.10	
4112	Behavioral Health	Vacant	GU	MS2	MHSA Prog. Coordinator	36.55			38.01			1.00	2080.00	1.00	2080.00	78,129.28	78,129.28	7,896.35	15,745.95	6,413.56	5,708.16		600.08	1,209.60	1,270.75	115,453.37
4112	Behavioral Health	Abbott, G.	GU	MS3	Peer Support Specialist I	29.49			30.67	30.66		1.00	2080.00	1.00	2080.00	63,037.82	63,037.82	6,120.97	12,704.38	5,250.25	5,582.96		600.08	589.76	629.75	93,936.22
4112	Behavioral Health	Burke, J	GU	MS3	Peer Support Specialist I	28.06			29.20	25.47		1.00	2080.00	1.00	2080.00	60,607.87	60,607.87	5,865.02	12,214.06	4,661.47	587.76		600.08	9,050.88	9,503.42	92,342.59
4112	Behavioral Health	Thomas, J.	GU	MS3	Personal Serv Coordinator	24.26			29.20	25.47		1.00	2080.00	1.00	2080.00	54,154.27	54,154.27	5,258.38	10,914.03	4,142.80			600.08	9,050.88	9,503.42	83,972.90
4112	Behavioral Health	Hoskins, R	GU	MS3	Personal Serv Coordinator	28.08			29.20	25.47		1.00	2080.00	1.00	2080.00	60,023.81	60,023.81	5,828.31	12,096.55	5,056.40	6,072.96		600.08	9,050.88	9,503.42	89,109.17
4112	Behavioral Health	Usher, L.	GU	MS3	Personal Serv Coordinator	24.26			26.49	25.47		1.00	2080.00	1.00	2080.00	53,863.87	53,863.87	5,230.18	10,855.50	4,120.59			600.08	18,719.04	19,654.99	93,725.13
4112	Behavioral Health	Razzano, R.	GU	MS3	UA & QA Mgmt. Coord. I	39.01			42.60	42.60		1.00	2080.00	1.00	2080.00	81,992.69	81,992.69	7,961.49	16,524.46	6,272.44		570.08	8,598.34	9,028.25	122,349.41	
4112	Behavioral Health	Grau, A.	GU	MS1	Compliance Officer	38.11	2.93		39.63	39.63	3.05	0.95	2080.00	0.95	2080.00	83,349.83	83,349.83	8,093.27	16,797.97	6,276.26			600.08	17,783.09	18,672.24	133,289.57
4112	Behavioral Health	Mitchell, J.	GU	MS3	Crisis Serv. Coordinator II	45.16			46.97	29.80		1.00	2080.00	1.00	2080.00	96,534.02	96,534.02	9,373.45	19,455.06	7,384.85		600.08	9,050.88	9,503.42	142,850.89	
4112	Behavioral Health	Stigic, N.	GU	MS3	Crisis Serv. Coordinator II	39.07		1.95	40.63	33.75	2.03	1.00	2080.00	1.00	2080.00	87,691.83	87,691.83	8,614.88	17,673.05	6,708.43			600.08	26,769.60	28,108.08	148,236.53
4112	Behavioral Health	Pelton, J.	GU	MS3	Crisis Serv. Coordinator	32.14			35.10	33.75		1.00	2080.00	1.00	2080.00	71,757.60	71,757.60	6,967.66	14,461.73	4,989.48	5,313.31		570.08	1,321.49	1,387.56	89,107.18
4112	Behavioral Health	Beerio, T.	GU	MS3	Finance Technician	29.16			30.33	22.72		0.95	2080.00	0.95	2080.00	59,215.80	59,215.80	5,749.85	11,934.10	4,336.48			570.08	17,783.09	18,672.24	77,920.04
4112	Behavioral Health	Bliter, M.	GU	MS3	Finance Asst. III - replaced FA Sr	20.81			21.64	22.72		0.95	2080.00	0.95	2080.00	42,670.49	42,670.49	4,143.30	8,599.63	3,264.29			570.08	8,598.34	9,028.25	73,631.10
4112	Behavioral Health	Parks, L.	GU	MS3	Senior Admin Assistant	23.00			23.92	25.12		0.95	2080.00	0.95	2080.00	46,979.25	46,979.25	4,561.68	9,488.00	3,593.91			600.08	9,050.88	9,503.42	75,104.89
4112	Behavioral Health	Verduzco, A.	FT	MS3	Medical Assistant	20.85		1.04	21.68	22.77	1.14	0.80	2080.00	0.80	2080.00	47,705.45	47,705.45	4,632.20	9,614.36	3,649.47			480.06	1,112.83	1,188.47	72,638.41
4112	Behavioral Health	Malspino, E.	GU	MS3	Admin Tech	27.29			28.38	29.80		0.95	2080.00	0.95	2080.00	48,121.22	48,121.22	4,672.57	9,698.15	4,023.56	4,474.37		600.08	9,050.88	9,503.42	64,627.24
4112	Behavioral Health	Svisher, S.	GU	MS1	Admin Asst. II	19.91			20.71			0.95	2080.00	0.95	2080.00	40,451.64	40,451.64	3,925.91	8,148.42	3,093.02			600.08	8,598.34	9,028.25	64,627.24
4112	Behavioral Health	Vacant	GU	MS3	Admin Asst. II	18.96			19.72			0.95	2080.00	0.95	2080.00	38,502.45	38,502.45	3,738.59	7,759.62	3,086.79	5,769.31		600.08	27.62	29.21	59,185.97
4112	Behavioral Health	Vacant	GU	MS3	Admin Asst. II	220.65			229.48			0.125	2080.00	0.125	2080.00	58,957.68	58,957.68	5,828.62	12,410.26	4,510.26			600.08	0.00	0.00	63,467.94
4112	Behavioral Health	Aguello, J.	MMXH	XH	Psychiatrist-Med-Cal Stipend	21.90			22.78			0.48	2080.00	0.48	2080.00	22,470.45	22,470.45	2,270.45	4,718.99	1,718.99			600.08	0.00	0.00	24,189.44
4112	Behavioral Health	Alcantar, S.	XH	MS3	Medical Assistant	39.07			40.63	41.05	2.05	1.00	2080.00	1.00	2080.00	16,703.21	16,703.21	1,670.21	3,593.91	1,277.80			570.08	8,598.34	9,028.25	73,631.10
4112	Behavioral Health	Navarrete-Smith, C	GU	MS3	Crisis Serv Counselor	35.43			36.85	38.09	2.26	1.00	2080.00	1.00	2080.00	96,019.20	96,019.20	9,226.36	19,149.77	7,288.97			600.08	18,719.04	19,654.99	150,319.30
4112	Behavioral Health	Seebach, N	GU	MS3	Crisis Serv Counselor	35.43			36.85	38.09	2.26	1.00	2080.00	1.00	2080.00	96,019.20	96,019.20	9,226.36	19,149.77	7,288.97			600.08	18,719.04	19,654.99	150,319.30
4112	Behavioral Health	Vacant	GU	MS3	Crisis Serv Counselor	35.43			36.85	38.09	2.26	1.00	2080.00	1.00	2080.00	96,019.20	96,019.20	9,226.36	19,149.77	7,288.97			600.08	18,719.04	19,654.99	150,319.30
4112	Behavioral Health	Vacant	GU	MS3	Crisis Serv Counselor	35.43			36.85	38.09	2.26	1.00	2080.00	1.00	2080.00	96,019.20	96,019.20	9,226.36	19,149.77	7,288.97			600.08	18,719.04	19,654.99	150,319.30
4112	Behavioral Health	Vacant	GU	MS3	Crisis Serv Counselor	35.43			36.85	38.09	2.26	1.00	2080.00	1.00	2080.00	96,019.20	96,019.20	9,226.36	19,149.77	7,288.97			600.08	18,719.04	19,654.99	150,319.30
4112	Behavioral Health	Vacant	GU	MS3	Crisis Serv Counselor	35.43			36.85	38.09	2.26	1.00	2080.00	1.00	2080.00	96,019.20	96,019.20	9,226.36	19,149.77	7,288.97			600.08	18,719.04	19,654.99	150,319.30
4112	Behavioral Health	Noble, J.	GU	MS3	BHC Clinician I	37.23			38.72	39.09		0.50	2080.00	0.50	2080.00	39,806.26	39,806.26	3,865.19	8,022.39	3,045.18			600.08	13,384.80	14,054.04	68,793.05
4112	Behavioral Health	Noble, J.	GU	MS3	BHC Clinician II	43.01			44.73	45.16		0.50	2080.00	0.50	2080.00	45,986.27	45,986.27	4,465.27	9,267.88	3,517.95			600.08	13,384.80	14,054.04	77,291.41
4112	Behavioral Health	Vacant	GU	MS3	BHC Clinician II	43.01			44.73	45.16		0.50	2080.00	0.50	2080.00	45,986.27	45,986.27	4,465.27	9,267.88	3,517.95			600.08	13,384.80	14,054.04	77,291.41
4112	Behavioral Health	Vacant	GU	MS3	BHC Clinician II	43.01			44.73	45.16		0.50	2080.00	0.50	2080.00	45,986.27	45,986.27	4,465.27	9,267.88	3,517.95			600.08	13,384.80	14,054.04	77,291.41
4112	Behavioral Health	Vacant	GU	MS3	BHC Clinician II	43.01			44.73	45.16		0.50	2080.00	0.50	2080.00	45,986.27	45,									



Budget Unit: DRUG / ALCOHOL 4113  
Function: Health & Sanitation  
Activity: Health

DETAIL BY REVENUE CATEGORY AND EXPENDITURE OBJECT	ACTUAL 2022-2023	ADOPTED 2023-2024	BASE 2024-2025	CHANGES 2024-2025	REQUESTED 2024-2025
<b>Fines, Forfeitures, and Penalties</b>					
43210 General Court Fines	0.00	34,589.00	34,589.00	48,803.00	83,392.00
<b>Intergovernmental Revenue</b>					
45180 Federal Drug Alcohol	745,699.57	587,422.00	587,422.00	7,380.00	594,802.00
45200 State Aid Mental Health	189,779.57	185,500.00	185,500.00	108,500.00	294,000.00
45525 Fed Coronavirus Relief (Cares Act)	0.00	0.00	0.00	0.00	0.00
45640 Aid From Other Agencies	0.00	0.00	0.00	0.00	0.00
Total Intergovernmental Revenue	935,479.14	772,922.00	772,922.00	115,880.00	888,802.00
<b>Charges for Services</b>					
460099 Charges Co Local Revenue	0.00	0.00	0.00	100,000.00	100,000.00
46900 Drug Alcohol Fees	226.91	2,900.00	2,900.00	0.00	2,900.00
Total Charges for Services	226.91	2,900.00	2,900.00	100,000.00	102,900.00
<b>Other Revenue</b>					
47890 Miscellaneous Revenues	0.00	520,522.00	520,522.00	118,420.00	638,942.00
<b>TOTAL REVENUE</b>	<b>935,706.05</b>	<b>1,330,933.00</b>	<b>1,330,933.00</b>	<b>383,103.00</b>	<b>1,714,036.00</b>
<b>Salaries and Benefits</b>					
50100 Salaries and Wages	327,190.61	420,880.00	427,228.00	0.00	427,228.00
50102 Overtime	61.26	0.00	0.00	0.00	0.00
50200 Deferred Comp County Match	778.12	1,860.00	840.00	0.00	840.00
50300 Retirement - Employer's Share	25,365.33	36,105.00	34,445.00	0.00	34,445.00
50304 Retirement - PERS Misc. Unfunded Liability	56,572.00	66,544.00	71,493.00	0.00	71,493.00
50310 FICA/Medicare Tax - Employer's Share	24,382.29	32,197.00	32,683.00	0.00	32,683.00
50400 Employee Group Insurance	34,961.67	60,281.00	45,604.00	0.00	45,604.00
50500 Workers' Compensation Insurance	1,915.08	2,208.00	2,321.00	0.00	2,321.00
Total Salaries and Benefits	471,226.36	620,075.00	614,614.00	0.00	614,614.00
<b>Services and Supplies</b>					
51200 Communications	983.56	867.00	901.00	0.00	901.00
51760 Maintenance - Programs	4,010.87	5,083.00	5,079.00	(68.00)	5,011.00
51800 Maintenance - Bldgs & Structures	161.36	165.00	165.00	0.00	165.00
51900 Medical & Dental Supplies - Lab	0.00	222.00	222.00	(22.00)	200.00
52000 Memberships	4,994.50	6,750.00	6,750.00	3,375.00	10,125.00
52200 Office Expense	2,232.91	2,825.00	2,825.00	400.00	3,225.00
52211 G.S.A. Cost Allocation	3,685.00	5,954.00	9,528.00	0.00	9,528.00
52300 Professional & Specialized Services	379,721.03	395,832.00	395,832.00	254,433.00	650,265.00
52400 Publications and Legal Notices	769.38	1,400.00	1,400.00	0.00	1,400.00
52500 Rents, Leases - Equipment	492.03	460.00	460.00	40.00	500.00
52600 Rents, Leases - Buildings	0.00	103,759.00	103,759.00	63,241.00	167,000.00
52700 Minor Equipment	0.00	7,600.00	7,600.00	(6,600.00)	1,000.00

Budget Unit: DRUG / ALCOHOL 4113  
Function: Health & Sanitation  
Activity: Health

DETAIL BY REVENUE CATEGORY AND EXPENDITURE OBJECT	ACTUAL 2022-2023	ADOPTED 2023-2024	BASE 2024-2025	CHANGES 2024-2025	REQUESTED 2024-2025
52800 Special Departmental Expense	200.12	1,500.00	1,500.00	200.00	1,700.00
52870 Staff Training	104.76	5,000.00	5,000.00	0.00	5,000.00
52878 RHS Transportation Grant	2,815.00	3,990.00	3,990.00	1,510.00	5,500.00
52900 G.S.A. and In-County Travel	0.00	2,500.00	2,500.00	0.00	2,500.00
52910 Meetings and Conventions	14.56	1,000.00	1,000.00	0.00	1,000.00
53000 Utilities	8,893.21	10,100.00	10,100.00	635.00	10,735.00
Total Services and Supplies	409,078.29	555,007.00	558,611.00	317,144.00	875,755.00
<b>Capital (Fixed) Assets</b>					
56200 Fixed Assets - Equipment	0.00	39,000.00	0.00	0.00	0.00
<b>A-87 Countywide Cost Allocation Plan</b>					
58900 A-87 Cost Allocation Plan	56,404.00	221,449.00	223,667.00	0.00	223,667.00
<b>TOTAL EXPENDITURES/APPROPRIATIONS</b>	<b>936,708.65</b>	<b>1,435,531.00</b>	<b>1,396,892.00</b>	<b>317,144.00</b>	<b>1,714,036.00</b>
<b>NET COST TO MENTAL HEALTH FUND</b>	<b>1,002.60</b>	<b>104,598.00</b>	<b>65,959.00</b>	<b>(65,959.00)</b>	<b>0.00</b>
<b>Net County Cost Mental Health Realignment Fund</b>					<b>0.00</b>

Mental Health Fund #11700

## Budget Notes

### Department: 4113

1. Please provide comments regarding your Department's Requested Budget
  - Add additional rows as needed.
2. You may include additional documentation
  - If included please add your Department Name and number at the top of all supporting documentation

#### REVENUE

Recognizing the revenue of the court fees, entire balances

Opioid settlement includes unspent prior years

Amount Medi-cal Reimbursement for additional NTP services unknown

#### EXPENDITURES

52300 - mandated to cover more NTP services

Opioid settlement expenses have increased multiple categories

#### FIXED ASSETS

#### OTHER

#### BUDGET ANALYST NOTES

**24-25 EXPENDITURE DETAIL  
DEPARTMENT 4113**

	Base Budget	Budget Changes	Requested Budget
<b>WAGES AND BENEFITS</b>			
	<b>614,614.00</b>	<b>0.00</b>	<b>614,614.00</b>
<b>51200 COMMUNICATIONS</b>			
Phone Charges (from IT Communications Cost Matrix)	901.00	0.00	901.00
Cell phone for PSC + reminder calls	0.00	0.00	0.00
<b>Total</b>	<b>901.00</b>	<b>0.00</b>	<b>901.00</b>
<b>51700 Maintenance-Equipment</b>			
	0.00	0.00	0.00
<b>Total</b>	<b>0.00</b>	<b>0.00</b>	<b>0.00</b>
<b>51760 MAINTENANCE - PROGRAMS</b>			
Paperless Knowledge (Software Application)	768.00	(68.00)	700.00
Zoom	1,200.00	0.00	1,200.00
IT Charges (Technology Cost Matrix from IT, previously not in budget)	3,111.00	0.00	3,111.00
<b>Total</b>	<b>5,079.00</b>	<b>(68.00)</b>	<b>5,011.00</b>
<b>51800 MAINTENANCE - BUILDING</b>			
Signal Service (Estimated to include Panic Button Testing)	165.00	0.00	165.00
<b>Total</b>	<b>165.00</b>	<b>0.00</b>	<b>165.00</b>
<b>51900 MEDICAL, DENTAL &amp; LAB SUPPLIES</b>			
Drug testing supplies	222.00	(22.00)	200.00
<b>Total</b>	<b>222.00</b>	<b>(22.00)</b>	<b>200.00</b>
<b>52000 MEMBERSHIPS</b>			
California Behavioral Health Directors Association	6,750.00	3,375.00	10,125.00
DHCS Biennial Fee	0.00	0.00	0.00
<b>Total</b>	<b>6,750.00</b>	<b>3,375.00</b>	<b>10,125.00</b>
<b>52200 OFFICE EXPENSE</b>			
Office Depot Office Supplies	2,400.00	(400.00)	2,000.00
ADDITIONAL MISC OFFICE SUPPLIES	0.00	1,025.00	1,025.00
GSA POSTAGE	425.00	(225.00)	200.00
<b>Total</b>	<b>2,825.00</b>	<b>400.00</b>	<b>3,225.00</b>
<b>52211 GSA COST ALLOCATION</b>			
Cost Allocation	9,528.00	0.00	9,528.00
<b>Total</b>	<b>9,528.00</b>	<b>0.00</b>	<b>9,528.00</b>
<b>52300 PROFESSIONAL &amp; SPECIALIZED SERVICES</b>			
Nexus Youth & Family Services	160,000.00	(12,660.00)	147,340.00
Redwood Toxicology - drug testing for clients	7,000.00	2,500.00	9,500.00
Frasco Profiles - background Investigations	165.00	185.00	350.00
Quarterly Agency IT	3,075.00	0.00	3,075.00
OTHER	2,000.00	3,000.00	5,000.00
NTP services	175,000.00	185,000.00	360,000.00
Support ER Navigator, Opioid funding	25,000.00	25,000.00	50,000.00
Residential	23,592.00	51,408.00	75,000.00
<b>Total</b>	<b>395,832.00</b>	<b>254,433.00</b>	<b>650,265.00</b>
<b>52400 PUBLICATIONS &amp; LEGAL NOTICES</b>			
Advertising-Public Notices	1,400.00	0.00	1,400.00
<b>Total</b>	<b>1,400.00</b>	<b>0.00</b>	<b>1,400.00</b>

**24-25 EXPENDITURE DETAIL  
DEPARTMENT 4113**

	Base Budget	Budget Changes	Requested Budget
<b>52500 RENTS/LEASES - EQUIPMENT</b>			
GSA Copier Pool Plan	460.00	40.00	500.00
<b>Total</b>	<b>460.00</b>	<b>40.00</b>	<b>500.00</b>
<b>52600 RENTS/LEASES - BUILDING</b>			
Property Taxes (Shared Portion) - \$547.80 est 3% increased vs 19/20	0.00	0.00	0.00
Building Rent (7157x 12) est 3% increase vs 19/20	103,759.00	63,241.00	167,000.00
<b>Total</b>	<b>103,759.00</b>	<b>63,241.00</b>	<b>167,000.00</b>
<b>52700 MINOR EQUIPMENT</b>			
Miscellaneous Equipment (set up CM)	7,600.00	(6,600.00)	1,000.00
<b>Total</b>	<b>7,600.00</b>	<b>(6,600.00)</b>	<b>1,000.00</b>
<b>52800 SPECIAL DEPARTMENT EXPENSE</b>			
CLIENT INCENTIVES	750.00	0.00	750.00
PERINATAL CHILD CARE PROGRAM	0.00	200.00	200.00
MISC	750.00	0.00	750.00
<b>Total</b>	<b>1,500.00</b>	<b>200.00</b>	<b>1,700.00</b>
<b>52870 STAFF TRAINING</b>			
Staff training expenses (opioid training)	5,000.00	0.00	5,000.00
<b>Total</b>	<b>5,000.00</b>	<b>0.00</b>	<b>5,000.00</b>
<b>52878 TRANSPORTATION</b>			
Brusatori Enterprises, Inc.	3,990.00	1,510.00	5,500.00
<b>Total</b>	<b>3,990.00</b>	<b>1,510.00</b>	<b>5,500.00</b>
<b>52900 GSA &amp; In-County Travel</b>			
GSA Motor Pool Costs 5%, previously 100% MH (opioid trans)	2,500.00	0.00	2,500.00
<b>Total</b>	<b>2,500.00</b>	<b>0.00</b>	<b>2,500.00</b>
<b>52910 MEETINGS &amp; CONVENTIONS</b>			
Conferences	1,000.00	0.00	1,000.00
<b>Total</b>	<b>1,000.00</b>	<b>0.00</b>	<b>1,000.00</b>
<b>53000 UTILITIES</b>			
ACES Waste Services	400.00	35.00	435.00
PG&E	8,500.00	(1,000.00)	7,500.00
Amador Water Agency	1,200.00	1,600.00	2,800.00
<b>Total</b>	<b>10,100.00</b>	<b>635.00</b>	<b>10,735.00</b>
<b>56200 FIXED ASSETS - EQUIPMENT</b>			
Fixed Asset is an item over \$1,000.00 (List item and estimated cost)	0.00	0.00	0.00
<b>Total</b>	<b>0.00</b>	<b>0.00</b>	<b>0.00</b>
<b>58900 A-87 COST ALLOCATION PLAN</b>			
<b>Total</b>	<b>223,667.00</b>	<b>0.00</b>	<b>223,667.00</b>
<b>Total</b>	<b>1,396,892.00</b>	<b>317,144.00</b>	<b>1,714,036.00</b>

**24-25 REVENUE DETAIL  
DEPARTMENT 4113**

	Base Budget	Budget Changes	Requested Budget
<b>45180 Federal Drug Alcohol</b>			
SUBG Discretionary	345,161.00	0.00	345,161.00
SUBG Prevention	113,186.00	0.00	113,186.00
SUBG FNL	9,000.00	0.00	9,000.00
SUBG Supplemental ARPA	120,075.00	7,380.00	127,455.00
<b>Total</b>	<b>587,422.00</b>	<b>7,380.00</b>	<b>594,802.00</b>
<b>460099 Charges Co Local Revenue</b>			
Behavioral Health Subaccount (2011 Realignment)	0.00	100,000.00	100,000.00
<b>Total</b>	<b>0.00</b>	<b>100,000.00</b>	<b>100,000.00</b>
<b>43210 General Court Fees</b>			
	34,589.00	48,803.00	83,392.00
Fund 101381 - AB 2086 Alcohol Program			
Fund 101389 - County Drug Program HSC 11372.7			
Fund 101385 - Alc. Abuse Prevention Penal code 1463.25			
<b>Total</b>	<b>34,589.00</b>	<b>48,803.00</b>	<b>83,392.00</b>
<b>45200 State Aid Mental Health</b>			
Drug Medi-cal NTP services	143,500.00	36,500.00	180,000.00
Drug Medi-cal Services	42,000.00	72,000.00	114,000.00
<b>Total</b>	<b>185,500.00</b>	<b>108,500.00</b>	<b>294,000.00</b>
<b>46900 Drug Alcohol Fees</b>			
Client Fees for non Medi-Cal clients	2,900.00	0.00	2,900.00
	0.00	0.00	0.00
<b>Total</b>	<b>2,900.00</b>	<b>0.00</b>	<b>2,900.00</b>
<b>47890 Miscellaneous</b>			
Opioid Settlement funds	520,000.00	118,681.00	638,681.00
Misc fees	522.00	(261.00)	261.00
<b>Total</b>	<b>520,522.00</b>	<b>118,420.00</b>	<b>638,942.00</b>
<b>Total</b>	<b>1,330,933.00</b>	<b>383,103.00</b>	<b>1,714,036.00</b>

DEPT #	DEPT	NAME	BARG UNIT	PERS CLASS	JOB TITLE	BASE PAY	LONGEVIT Y	EDUCAT ION /OTHER	WAGE INC MGMT-4% SEIU-4%	STEP INCR ASE	LONGEVIT Y	EDUCAT ION /OTHER	FTE	BASE HOURS	FTE UNITS	GROSS TOTAL	24-25 PERS NORMAL COST	24-25 PERS MISC PLAN UNFUNDED LIABILITY	FICA/ MEDICARE	OTHER PAY	DEFERRED COMP	HEALTH INS 2024	25 Health Ins 10% Inc. (estimate)	TOTAL	
																									4113
4113	Drug/Alcohol	Cranfil, M	MGMT	MIS1	Behavioral Health Care Director	5495.36	423.14		5715.17		593.81		0.05	26.00	1.3	8,045.48	781.22	1,621.45	618.92	45.01	600.08	1,044.22	1,096.43	12,208.51	
4113	Drug/Alcohol	Hixon, A	GU	MIS1	BHC Prog Mgr Comm Serv	53.40	4.11		55.54		4.28		1.00	2080.00	2080.00	122,937.22	11,937.20	24,776.25	9,404.70				19,654.99	189,310.45	
4113	Drug/Alcohol	Razzano, R	GU	MIS3	UA & OA Mgmt Coord. I	39.01			42.60				0.05	2080.00	104.00	4,315.40	419.03	869.71	330.13				475.17	6,439.44	
4113	Drug/Alcohol	Potter, M (Soi) GU	GU	MIS3	BHC Counselor II	34.05			35.41		0.89		1.00	2080.00	2080.00	73,139.40	7,101.84	14,740.21	6,059.75	6,072.96			29.28	107,144.89	
4113	Drug/Alcohol	Flanagan, J	GU	MIS3	BHC Counselor I	26.75			27.82	29.21			1.00	2080.00	2080.00	58,071.04	5,638.70	11,703.39	4,442.43				18,719.04	99,510.56	
4113	Drug/Alcohol	Grau, A	GU	MIS1	Compliance Officer	38.11	2.93		39.63		3.05		0.05	2080.00	104.00	4,386.83	425.96	884.10	335.59	0.00			935.95	7,015.24	
4113	Drug/Alcohol	Bassard, B	GU	MIS3	Personal Serv Coordinator	24.26			25.49	25.47			1.00	2080.00	2080.00	54,154.27	5,258.38	10,914.03	4,579.48	5,708.16			404.16	81,038.68	
4112	Behavioral Health	Vaughn, K	MM	MIS1	Deputy Director of BH	4,153.34	103.83		4,319.47		107.99		0.05	26.00	1.30	5,672.01	550.75	1,143.11	433.91			30.00	937.42	984.29	8,814.07
4112	Behavioral Health	Boerio, T	GU	MIS3	Finance Technician	29.16			30.33				0.05	2080.00	104.00	3,116.62	302.62	628.11	259.81	279.65			69.55	73.03	4,689.85
4112	Behavioral Health	Bitler, M	GU	MIS3	Finance Asst. III - replaced FA Sr	20.81			21.64	22.72			0.05	2080.00	104.00	2,245.82	218.07	452.61	171.80			30.00	935.95	982.75	4,101.05
4112	Behavioral Health	Vacant	GU	MIS3	Admin Asst. II	18.96			19.72				0.05	2080.00	104.00	2,026.44	196.77	408.40	178.25	303.65			1.46	1.54	3,115.05
4112	Behavioral Health	Swisher, S	GU	MIS1	Admin Asst. II	19.91			20.71				0.05	2080.00	104.00	2,127.98	206.63	428.86	162.79				452.54	3,401.43	
4112	Behavioral Health	Parks, L	GU	MIS3	Senior Admin Assistant	23.00			23.92	25.12			0.05	2080.00	104.00	2,472.59	240.09	498.32	189.15				452.54	475.17	3,875.32
4112	Behavioral Health	Matspino, E	GU	MIS3	Admin Tech	27.29			28.38	29.80			0.20	2080.00	416.00	12,030.31	1,168.14	2,424.54	1,005.89	1,118.59			278.21	292.12	18,159.60
4113	Drug/Alcohol	Arguello, J	MM/XH	XH	Psychiatrist-Medi-Cal Stipend	220.65			229.48				0.125	2080.00	260.00	58,958.11			4,510.30					63,468.41	

Changes

413,700.00 4.78 34,445.00 71,493.00 32,863.00 ##### 840.00 43,432.00 45,604.00 612,293.00

Budget Unit: WASTE MANAGEMENT 4400  
Function: Health and Sanitation  
Activity: Refuse Collection and Disposal

DETAIL BY REVENUE CATEGORY AND EXPENDITURE OBJECT	ACTUAL 2022-2023	ADOPTED 2023-2024	BASE 2024-2025	CHANGES 2024-2025	REQUESTED 2024-2025
<b>Taxes</b>					
41180 Franchise Taxes	132,176.54	130,000.00	130,000.00	5,000.00	135,000.00
<b>Interest and Rentals</b>					
44200 Rentals	47,160.00	47,160.00	47,160.00	0.00	47,160.00
<b>Intergovernmental Revenue</b>					
45240 State Aid Other	182,872.27	70,000.00	70,000.00	425,000.00	495,000.00
45630 Federal Other	0.00	0.00	0.00	0.00	0.00
Total Intergovernmental Revenue	182,872.27	70,000.00	70,000.00	425,000.00	495,000.00
<b>Charges for Services</b>					
46009 Charges for Services	0.00	0.00	0.00	0.00	0.00
46940 Air Pollution Fees - ARB Grant Revenue	0.00	0.00	0.00	0.00	0.00
46960 Landfill Fees	295,188.93	315,000.00	315,000.00	0.00	315,000.00
46962 ACES Surcharge	124,661.49	130,000.00	130,000.00	0.00	130,000.00
Total Charges for Services	419,850.42	445,000.00	445,000.00	0.00	445,000.00
<b>Other Revenue</b>					
47890 Miscellaneous Revenues	2,964.69	2,000.00	2,000.00	0.00	2,000.00
<b>TOTAL REVENUE</b>	<b>785,023.92</b>	<b>694,160.00</b>	<b>694,160.00</b>	<b>430,000.00</b>	<b>1,124,160.00</b>
<b>Salaries and Benefits</b>					
50100 Salaries and Wages	91,609.73	97,380.00	138,350.00	0.00	138,350.00
50200 Deferred Comp County Match	450.03	450.00	600.00	0.00	600.00
50300 Retirement - Employer's Share	8,643.06	9,806.00	13,346.00	0.00	13,346.00
50304 Retirement - PERS Misc. Unfunded Liabi	18,205.00	18,073.00	27,701.00	0.00	27,701.00
50310 FICA/Medicare Tax - Employer's Share	6,918.98	7,450.00	10,584.00	0.00	10,584.00
50400 Employee Group Insurance	6,851.76	7,368.00	10,617.00	0.00	10,617.00
50500 Workers' Compensation Insurance	482.24	609.00	641.00	0.00	641.00
Total Salaries and Benefits	133,160.80	141,136.00	201,839.00	0.00	201,839.00
<b>Services and Supplies</b>					
51200 Communications	268.56	274.00	269.00	0.00	269.00
51700 Maintenance - Equipment	34,407.81	44,000.00	44,000.00	13,000.00	57,000.00
51760 Maintenance - Programs	1,230.72	1,323.00	1,461.00	0.00	1,461.00
51800 Maintenance - Bldgs & Structures	20,582.62	35,000.00	35,000.00	10,000.00	45,000.00
52000 Memberships	6,320.00	6,000.00	6,000.00	0.00	6,000.00
52200 Office Expense	890.56	1,200.00	1,200.00	0.00	1,200.00
52211 G.S.A. Cost Allocation	10,023.00	9,206.00	9,722.00	0.00	9,722.00
52300 Professional & Specialized Services	157,469.99	245,000.00	245,000.00	11,000.00	256,000.00
5230098 Landfill Compliance Phase I	33,999.97	0.00	0.00	0.00	0.00
52310 Public Works Charges	6,960.75	12,311.00	12,311.00	189.00	12,500.00



Budget Unit: WASTE MANAGEMENT 4400  
Function: Health and Sanitation  
Activity: Refuse Collection and Disposal

DETAIL BY REVENUE CATEGORY AND EXPENDITURE OBJECT	ACTUAL 2022-2023	ADOPTED 2023-2024	BASE 2024-2025	CHANGES 2024-2025	REQUESTED 2024-2025
52400 Publications and Legal Notices	31.58	2,500.00	2,500.00	0.00	2,500.00
52500 Rents, Leases - Equipment	268.18	1,000.00	1,000.00	0.00	1,000.00
52700 Minor Equipment	0.00	500.00	500.00	0.00	500.00
52870 Staff Training	0.00	2,000.00	2,000.00	0.00	2,000.00
52900 G.S.A. and In-County Travel	4,542.26	3,200.00	3,200.00	(3,200.00)	0.00
52910 Meetings and Conventions	63.00	1,000.00	1,000.00	0.00	1,000.00
53000 Utilities	8,752.57	19,000.00	19,000.00	(4,000.00)	15,000.00
Total Services and Supplies	285,811.57	383,514.00	384,163.00	26,989.00	411,152.00
<b>Other Charges</b>					
54701 Dept. of Conservation Grant	10,146.75	10,000.00	10,000.00	0.00	10,000.00
54728 Oil Grant	44,698.65	35,000.00	35,000.00	0.00	35,000.00
54730 Tire Grant	4,462.46	0.00	0.00	0.00	0.00
54734 HHW Program/SB 1383 LAG	132,896.12	210,000.00	210,000.00	340,000.00	550,000.00
54800 Taxes and Assessments	0.00	0.00	0.00	0.00	0.00
54805 State of CA Monitoring Fees	28,545.93	29,100.00	29,100.00	1,075.00	30,175.00
Total Other Charges	220,749.91	284,100.00	284,100.00	341,075.00	625,175.00
<b>A-87 Countywide Cost Allocation Plan</b>					
58900 A-87 Cost Allocation Plan	22,762.00	10,334.00	14,154.00	0.00	14,154.00
<b>TOTAL EXPENDITURES/APPROPRIATIONS</b>	<b>662,484.28</b>	<b>819,084.00</b>	<b>884,256.00</b>	<b>368,064.00</b>	<b>1,252,320.00</b>
<b>NET COST (122,539.64)</b>	<b>124,924.00</b>	<b>190,096.00</b>	<b>(61,936.00)</b>	<b>128,160.00</b>	
<b>Requested Increase or (Decrease) in General Fund Contribution</b>					<b>(61,936.00)</b>

# Budget Notes

**Department: 4400**

1. Please provide comments regarding your Department's Requested Budget
  - Add additional rows as needed.
2. You may include additional documentation
  - If included please add your Department Name and number at the top of all supporting documentation

<b>REVENUE</b>
<b>EXPENDITURES</b>
<b>FIXED ASSETS</b>
<b>OTHER</b>
<b>BUDGET ANALYST NOTES</b>

**EXPENDITURE WORKSHEET  
WASTE MANAGEMENT DEPARTMENT-4400  
FISCAL YEAR 2024/2025  
BUDGET DETAIL**

Line Item	Description	Base Budget 2024/25	Total Requested Budget 2024/25	Total Requested Budget 2024/25
	<b>Salaries</b>	201,839	201,839	201,839
<b>51200</b>	<b>COMMUNICATIONS</b>	269	269	269
<b>51500</b>	<b>INSURANCE &amp; BONDS</b>	-	-	-
<b>51700</b>	<b>MAINTENANCE - EQUIPMENT</b>			
	Header Line Flush (2X per Year)	3,000	6,000	6,000
	Extraction Well Pumps (1820)	6,000	6,000	6,000
	Flare Maintenance	8,000	8,000	8,000
	Unanticipated Maintenance	15,000	20,000	20,000
	Gas Well Maintenance	2,000	2,000	2,000
	WDR/NOV projects	10,000	15,000	15,000
	<b>Total</b>	44,000	57,000	57,000
<b>51760</b>	<b>MAINTENANCE-PROGRAMS</b>	1,461	1,461	1,461
<b>51800</b>	<b>MAINTENANCE - STRUCTURES</b>			
	WMU-II/III Leak Location Evaluation	25,000	25,000	25,000
	CYA Crew	5,000	5,000	5,000
	HHW Cooking Oil/Water Storage Containers	5,000	15,000	15,000
	<b>Total</b>	35,000	45,000	45,000
<b>52000</b>	<b>MEMBERSHIPS (ESJPA)</b>	6,000	6,000	6,000
<b>52200</b>	<b>OFFICE EXPENSES</b>	1,200	1,200	1,200
	General office supplies			
<b>52211</b>	<b>G.S.A. DEPT COST ALLOCATION</b>	9,722	9,722	9,722
<b>52300</b>	<b>PROFESSIONAL/SPECIALIZED SERVICE</b>			
	Hydrogeologist/GW monitoring/reporting (Dunn)	70,000	81,000	81,000
	HHW (Clean Earth) See 54734	-	-	-
	Well-field monitoring/maintenance (SCS)	85,000	90,000	90,000
	Laboratory	30,000	25,000	25,000
	R3	5,000	5,000	5,000
	Misc. services SW Consultant	20,000	20,000	20,000

**EXPENDITURE WORKSHEET  
WASTE MANAGEMENT DEPARTMENT-4400  
FISCAL YEAR 2024/2025  
BUDGET DETAIL**

Line Item	Description	Base Budget 2024/25	Total Requested Budget 2024/25	Total Requested Budget 2024/25
	Civil Engineers	35,000	35,000	35,000
	<b>Total</b>	<b>245,000</b>	<b>256,000</b>	<b>256,000</b>
<b>5230098</b>	<b>Landfill Compliance</b>	-		-
<b>52310</b>	<b>PUBLIC WORKS CHARGES</b>			
	Inspection & Monitoring	-	-	
	Accounting	4,154	4,154	4,154
	Administrative Support			
	Oil Grant Support			
	Maintenance Personnel	5,000	5,189	5,189
	Office Space Charge	3,157	3,157	3,157
	Copier			
	<b>Total</b>	<b>12,311</b>	<b>12,500</b>	<b>12,500</b>
<b>52374</b>	<b>MINOR PROJECTS - AB 939</b>			
	School programs	-	-	-
	<b>Total</b>	<b>-</b>	<b>-</b>	<b>-</b>
<b>52400</b>	<b>PUBLICATIONS AND LEGAL NOTICES</b>	2,500	2,500	2,500
<b>52500</b>	<b>Rents, Leases- Equipment</b>	1,000	1,000	1,000
<b>52700</b>	<b>MINOR EQUIPMENT</b>			
	Snake Gaitors/Gloves/Tools	500	500	500
	<b>Total</b>	<b>500</b>	<b>500</b>	<b>500</b>
<b>52870</b>	<b>Staff Training</b>	2,000	2,000	2,000
<b>52900</b>	<b>GSA &amp; In County Travel</b>	3,200	-	-
<b>52910</b>	<b>MEETINGS AND CONVENTIONS</b>	1,000	1,000	1,000
<b>53000</b>	<b>UTILITIES</b>	19,000	15,000	15,000
<b>54701</b>	<b>DEPT OF CONSERVATION Grant</b>	10,000	10,000	10,000

**EXPENDITURE WORKSHEET  
WASTE MANAGEMENT DEPARTMENT-4400  
FISCAL YEAR 2024/2025  
BUDGET DETAIL**

Line Item	Description	Base Budget 2024/25	Total Requested Budget 2024/25	Total Requested Budget 2024/25
54728	Education/Recycling/Litter Cleanup <b>OIL GRANT</b>	35,000	35,000	35,000
54730	<b>TIRE GRANT</b> Tire Amnesty Events/Corp Yard Tires <b>ARB Grant</b>	-	-	-
54734	<b>SB 1383 Local Assistance Grant</b> <b>HHW Program</b>	110,000 100,000	450,000 100,000	450,000 100,000
		210,000	550,000	550,000
54800	<b>TAXES AND ASSESSMENTS</b> Environmental Health Fees <b>Total</b>	-	-	-
54805	<b>STATE OF CA MONITORING FEES</b> State Water Board - Landfill Monitoring State Water Board - SWPPP Air Resources Board <b>Total</b>	27,000 1,800 300	28,000 1,875 300	28,000 1,875 300
		29,100	30,175	30,175
55200	<b>LOAN REPAYMENT</b>	-		
58900	<b>A87 - COUNTYWIDE COST ALLOC PLAN</b>	14,154	-	14,154
	<b>Total</b>	<b>884,256</b>	<b>1,238,166</b>	<b>1,252,320</b>

**Revenue Worksheet**  
**Waste Management Department-4400**  
**Fiscal Year 2024-2025**

Line Item	Description	Base Budget 2024/25	Requested Budget 2024/25	Requested Budget 2024/25
<b>41180</b>	<b>Franchise Taxes</b>			
	2% gross revenue FA's 1	34,000	35,000	35,000
	2% gross revenue FA's 2 & 3	96,000	100,000	100,000
	<b>Total</b>	<u>130,000</u>	<u>135,000</u>	<u>135,000</u>
<b>44100</b>	<b>Interest</b>			
	<b>Rental</b>	47,160	47,160	47,160
<b>45240</b>	<b>State Aid Other</b>			
	Bev. Container (Annual)	10,000	10,000	10,000
	Oil Grant (Annual)	35,000	35,000	35,000
	SB 1383 Local Assistance Grant	25,000	450,000	450,000
	Tire Grant (Next TA-7 Grant 2023-24)	-	-	-
	<b>Total</b>	<u>70,000</u>	<u>495,000</u>	<u>495,000</u>
<b>45630</b>	<b>Federal Aid Other (Proj Reimb)</b>			-
	Grant or loan from USDA			
<b>46940</b>	<b>Air Pollution Control</b>			
	APCO time reimbursement	-	-	-
	APCO Grant (Flare PLC Panel)	-	-	-
	<b>Total</b>	<u>-</u>	<u>-</u>	<u>-</u>
<b>46960</b>	<b>Landfill Fees</b>			
	<b>Rental</b>			
	Host fees \$7.40/ton through trans. stations	315,000	315,000	315,000
	<b>Total</b>	<u>315,000</u>	<u>315,000</u>	<u>315,000</u>
<b>46962</b>	<b>AB 939 ACES Surcharge</b>			
	Cust. Charge: \$.50 res, \$1.00 comm, \$1.00 SH	130,000	130,000	130,000
	<b>Total</b>	<u>130,000</u>	<u>130,000</u>	<u>130,000</u>
<b>47890</b>	<b>Miscellaneous</b>	2,000	2,000	2,000
	<b>General fund contribution</b>	-	-	-
	<b>Total</b>	<u><u>694,160</u></u>	<u><u>1,124,160</u></u>	<u><u>1,124,160</u></u>

DEPT #	DEPT	NAME	BARG UNIT	PERS CLASS	JOB TITLE	BASE PAY	LONGEVITY	EDUCATION / OTHER	WAGE INC	STEP INCR	LONGEVITY	EDUCATION / OTHER	BASE HOUR	FTE	UNITS	GROSS	TOTAL	24-25 PERS NORMAL COST	24-25 PERS MISC PLAN UNFUNDED LIABILITY	FICA/ MEDICARE	OTHER PAY	DEFERRED COMP	HEALTH INS 2024	25 Health Ins 10% Inc. (estimate)	TOTAL
4400	Waste Management	Gardner, J.	MGMT	MIS3	Director of Solid Waste Pro	5,018.62	125.47		5,219.36		130.48		26.00	1.00	26.00	137,449.96	137,449.96	13,346.39	27,701.09	10,583.78	900.12	600.08	10,110.96	10,616.51	201,197.94

Changes:

<b>Total</b>														1.00			137,450.00	13,346.00	27,701.00	10,584.00	900.00	600.00	10,111.00	10,617.00	201,198.00
--------------	--	--	--	--	--	--	--	--	--	--	--	--	--	------	--	--	------------	-----------	-----------	-----------	--------	--------	-----------	-----------	------------

Budget Unit: DEPARTMENT OF SOCIAL  
SERVICES 5106  
Function: Public Assistance  
Activity: Administration

DETAIL BY REVENUE CATEGORY AND EXPENDITURE OBJECT	ACTUAL 2022-2023	ADOPTED 2023-2024	BASE 2024-2025	CHANGES 2024-2025	REQUESTED 2024-2025
<b>Interest and Rentals</b>					
44100 Interest	0.00	0.00	0.00	0.00	0.00
<b>Intergovernmental Revenue</b>					
45130 State Welfare Administration	2,408,632.00	2,224,160.00	2,224,160.00	1,976,865.00	4,201,025.00
45165 State Realignment Social Services	922,280.59	3,108,913.00	3,108,913.00	(423,328.00)	2,685,585.00
45240 State Aid Other	172,892.95	1,155,800.00	1,155,800.00	(1,155,800.00)	0.00
45300 Medically Indigent Adult	689.00	0.00	0.00	1,000.00	1,000.00
45520 Federal Public Assist. Adm.	2,944,381.00	2,867,710.00	2,867,710.00	851,540.00	3,719,250.00
45630 Federal Other	12,157.00	13,000.00	13,000.00	50,000.00	63,000.00
Total Intergovernmental Revenue	6,461,032.54	9,369,583.00	9,369,583.00	1,300,277.00	10,669,860.00
<b>Charges for Services</b>					
460099 Charges Co Local Revenue	1,319,737.29	1,575,000.00	1,575,000.00	(175,000.00)	1,400,000.00
<b>Other Revenue</b>					
47890 Miscellaneous Revenues	939.25	1,000.00	1,000.00	0.00	1,000.00
<b>TOTAL REVENUE</b>	<b>7,781,709.08</b>	<b>10,945,583.00</b>	<b>10,945,583.00</b>	<b>1,125,277.00</b>	<b>12,070,860.00</b>
<b>Salaries and Benefits</b>					
50100 Salaries and Wages	2,867,046.64	3,364,871.00	3,784,681.00	0.00	3,784,681.00
50102 Overtime	108,735.83	182,000.00	182,000.00	(10,000.00)	172,000.00
50110 Standby	46,466.00	50,000.00	50,000.00	0.00	50,000.00
50200 Deferred Comp County Match	5,993.46	5,971.00	5,971.00	0.00	5,971.00
50300 Retirement - Employer's Share	261,565.63	332,569.00	358,727.00	0.00	358,727.00
50304 Retirement - PERS Misc. Unfunded Li	617,538.00	612,945.00	744,555.00	0.00	744,555.00
50310 FICA/Medicare Tax - Employer's Shar	222,460.98	275,161.00	306,511.00	0.00	306,511.00
50400 Employee Group Insurance	618,059.24	755,802.00	873,309.00	0.00	873,309.00
50500 Workers' Compensation Insurance	13,251.22	15,275.00	16,059.00	0.00	16,059.00
50600 Unemployment Insurance	8,916.00	0.00	0.00	0.00	0.00
Total Salaries and Benefits	4,770,033.00	5,594,594.00	6,321,813.00	(10,000.00)	6,311,813.00
<b>Services and Supplies</b>					
51200 Communications	21,439.05	27,050.00	29,230.00	5,850.00	35,080.00
51305 Child Placement Expenses	1,576.07	2,750.00	2,750.00	0.00	2,750.00
51400 Household Expense	1,579.63	5,950.00	5,950.00	(1,915.00)	4,035.00
51700 Maintenance - Equipment	0.00	0.00	0.00	0.00	0.00
51760 Maintenance - Programs	59,237.44	75,661.00	81,845.00	742.00	82,587.00
51800 Maintenance - Bldgs & Structures	1,405.36	1,500.00	1,500.00	0.00	1,500.00
52000 Memberships	35,118.00	38,130.00	38,130.00	1,500.00	39,630.00
52200 Office Expense	69,053.30	66,500.00	66,500.00	17,875.00	84,375.00



Budget Unit: DEPARTMENT OF SOCIAL  
SERVICES 5106  
Function: Public Assistance  
Activity: Administration

DETAIL BY REVENUE CATEGORY AND EXPENDITURE OBJECT	ACTUAL 2022-2023	ADOPTED 2023-2024	BASE 2024-2025	CHANGES 2024-2025	REQUESTED 2024-2025
52205 Printing Charges	6,766.42	11,000.00	11,000.00	0.00	11,000.00
52211 G.S.A. Cost Allocation	19,885.00	23,884.00	29,330.00	0.00	29,330.00
52300 Professional & Specialized Services	871,605.46	1,551,075.00	1,551,075.00	(151,919.00)	1,399,156.00
52400 Publications and Legal Notices	1,895.04	6,850.00	6,850.00	0.00	6,850.00
52500 Rents, Leases - Equipment	4,821.12	9,868.00	9,868.00	0.00	9,868.00
52600 Rents, Leases - Buildings	0.00	789,488.00	789,488.00	129,272.00	918,760.00
52700 Minor Equipment	60,788.31	20,110.00	20,110.00	1,990.00	22,100.00
52800 Special Departmental Expense	49,946.95	90,660.00	90,660.00	27,320.00	117,980.00
<b>52870 Staff Training</b>	<b>51,289.52</b>	<b>38,800.00</b>	<b>38,800.00</b>	<b>155,700.00</b>	<b>194,500.00</b>
52874 Emergency Shelter	1,765.06	12,481.00	12,481.00	(1,961.00)	10,520.00
52875 Emergency Response 24-Hour	1,399.65	1,620.00	1,620.00	0.00	1,620.00
52877 Counseling/Parent Training	16,195.00	49,600.00	49,600.00	8,265.00	57,865.00
52878 Transportation	12,460.44	17,700.00	17,700.00	3,850.00	21,550.00
52900 G.S.A. and In-County Travel	38,071.24	35,000.00	35,000.00	3,500.00	38,500.00
52910 Meetings and Conventions	3,798.83	4,000.00	4,000.00	1,000.00	5,000.00
52950 Out of County Travel	16,172.06	9,400.00	9,400.00	0.00	9,400.00
53000 Utilities	75,013.07	81,440.00	81,440.00	5,370.00	86,810.00
<b>Total Services and Supplies</b>	<b>1,421,282.02</b>	<b>2,970,517.00</b>	<b>2,984,327.00</b>	<b>206,439.00</b>	<b>3,190,766.00</b>
<b>Other Charges</b>					
54029 Transportation	35,484.74	32,000.00	32,000.00	0.00	32,000.00
54030 Child Care	350,815.26	180,000.00	180,000.00	0.00	180,000.00
54031 Ancillary Expenses	112,464.06	104,320.00	104,320.00	235,000.00	339,320.00
54032 Cal Learn Support	0.00	1,000.00	1,000.00	0.00	1,000.00
<b>Total Other Charges</b>	<b>498,764.06</b>	<b>317,320.00</b>	<b>317,320.00</b>	<b>235,000.00</b>	<b>552,320.00</b>
<b>Capital (Fixed) Assets</b>					
56200 Fixed Assets - Equipment	0.00	49,000.00	0.00	9,000.00	9,000.00
<b>Transfers and Other Charges</b>					
57037 MEDI-CAL Transfer	0.00	0.00	0.00	0.00	0.00
<b>Total Transfers and Other Charges</b>					
<b>A-87 Countywide Cost Allocation Plan</b>					
58900 A-87 Cost Allocation Plan	604,712.00	2,043,978.00	2,006,960.00	0.00	2,006,960.00
<b>TOTAL EXPENDITURES/APPROPRIATIONS</b>	<b>7,294,791.08</b>	<b>10,975,409.00</b>	<b>11,630,420.00</b>	<b>440,439.00</b>	<b>12,070,859.00</b>
<b>NET COST</b>	<b>(486,918.00)</b>	<b>29,826.00</b>	<b>684,837.00</b>	<b>(684,838.00)</b>	<b>(1.00)</b>

**Net County Cost Social Services Realignment Fund (1.00)**

Social Services Fund: #11600

## Budget Notes

### Department: 5106

1. Please provide comments regarding your Department's Requested Budget
  - Add additional rows as needed.
2. You may include additional documentation
  - If included please add your Department Name and number at the top of all supporting documentation

### REVENUE

45130 -State Welfare Administration and 45240 State Other Aide: We have decided to have one line item for State revenues this budget year, following a review there were inconsistencies with having the two and it has been very difficult to track and reconcile. We can anticipate a greater level of uncertainty this year with the State as a whole being in deficit. We have worked closely with other counties and advocacy groups to try and stay as aware of issues facing our department as much as we can and incorporated that into our budget. This can be seen in our housing programs, where funding will likely be deferred until 2025/26, and the FURS program may be discontinued altogether. We expect an increase in our CalFresh Administration allocation due to the state changing its methodology. We also anticipate expending a higher percentage of our Medi-Cal Administration allocation. The last items to note of significance for revenues at this time is to highlight there were some omissions. Child Care was separated from CalWORKs Single Allocation, the Emergency Child Care Bridge Program is new, APS / CSBG was not represented before.

45220 - Federal Public Assistance Administration: Reflected here are the increases in the federal portion of the allocations for both CalFresh and Medi-Cal Administration. The increase to CWS Title IV-E reflects the department's increased access to federal funding for social worker training.

### EXPENDITURES

**51200- Communications:** We have seen an increase in translation services for two reasons this year, one being an introduction of new languages to our county (Punjabi, Russian and Ukrainian) where we have required written and oral translations. The second is we only have one staff member in our eligibility department who is a certified translator and our backup is an external contractor.

**51400- Household Expenses:** Reductions were one-time only items in the previous budget, we have a new line for a little area for visiting children in our main reception.

**51760- Maintenance Programs:** We have an anticipated % increase for some contracted programs, and continue to analyze and true up costs in others.

**52200 - Office expense:** Postage costs continue to for clients receiving benefits, due to mailing rates and mandated notices. Our previously approved increased headcount will see an increase in workstation supplies as those positions are filled.

**52300 - Professional and Specialized Services:** This line sees a large reduction as we opt to not go to RFP on an ending contract. This will enable more funding to go directly to the clients and we have the systems in place to manage it internally now. Other reductions are the housing funds that mirror the revenues due to both spending during the current fiscal year and the possible State deferral. An increase is with IT Support Charges, these have increased to support a position that has transitioned from DSS to the IT Department.

**52600 -Rents/Leases - Building:** This increase shows us utilizing additional space already agreed, but yet to be implemented, and a pre-filled increase in the distributed budget.

**52870 - Staff Training :** Specialized Title IV-E Training -This is the department's previously approved contract to access Title IV-E Federal funding for social worker training. This has provided great value already to our Social Worker team and allows us to utilize funding that would otherwise not be claimable by us.

## Budget Notes

### Department: 5106

1. Please provide comments regarding your Department's Requested Budget
  - Add additional rows as needed.
2. You may include additional documentation
  - If included please add your Department Name and number at the top of all supporting documentation

#### **FIXED ASSETS**

**56200 - Fixed Assets** Server Replacement for aging equipment as a placeholder budget item. We have had this cost in prior year budgets but have yet to expend.

#### **OTHER**

**58900 - A-87 Cost Allocation Plan:** Our department is repaying rent to the County General Fund in relation to GASB 87. This is the second year of two years of repayment.

#### **BUDGET ANALYST NOTES**

**SOCIAL SERVICES ADMIN 5106 Exp Detail  
FY 24-25**

	Base Budget	Budget Changes	Total Request
<b>WAGES AND BENEFITS</b>	<b>6,321,813.00</b>	<b>(10,000.00)</b>	<b>6,311,813.00</b>
<b>51200 COMMUNICATIONS</b>	<b>29,230.00</b>	<b>5,850.00</b>	<b>35,080.00</b>
IT Communications Matrix	14,730.00	0.00	14,730.00
Telephones	10,000.00	1,650.00	11,650.00
Translation Services	3,000.00	4,200.00	7,200.00
Miscellaneous Communication needs	1,500.00	0.00	1,500.00
<b>51300 CHILD PALCEMENT EXPENSES</b>	<b>2,750.00</b>	<b>0.00</b>	<b>2,750.00</b>
Subsistence associated with Accompaniment to Chil	2,750.00	0.00	2,750.00
<b>51400 HOUSEHOLD EXPENSES</b>	<b>5,950.00</b>	<b>(1,915.00)</b>	<b>4,035.00</b>
Cleaning and Supplies	1,500.00	0.00	1,500.00
CPS Visiting Room Supplies	0.00	0.00	0.00
Building Signage	1,050.00	(1,050.00)	0.00
Shelter Supplies	1,000.00	(1,000.00)	0.00
Vehicle Cleaning and Detailing	2,400.00	0.00	2,400.00
Reception Chairs, Rug and Wall Decals	0.00	135.00	135.00
<b>51700 MAINTENANCE - EQUIPMENT</b>	<b>0.00</b>	<b>0.00</b>	<b>0.00</b>
<b>51760 MAINTENANCE - PROGRAMS</b>	<b>81,845.00</b>	<b>742.00</b>	<b>82,587.00</b>
IT Technology Matrix	26,618.00	0.00	26,618.00
Software Applications	55,227.00	742.00	55,969.00
<b>51800 MAINTENANCE - BUILDING &amp; STRUCTURES</b>	<b>1,500.00</b>	<b>0.00</b>	<b>1,500.00</b>
Alarm System	1,500.00	0.00	1,500.00
<b>52000 MEMBERSHIPS</b>	<b>38,130.00</b>	<b>1,500.00</b>	<b>39,630.00</b>
CWDA Annual Dues	38,000.00	1,500.00	39,500.00
NACHSA Annual Dues	130.00	0.00	130.00
<b>52200 OFFICE EXPENSE</b>	<b>66,500.00</b>	<b>17,875.00</b>	<b>84,375.00</b>
Postage Costs	46,500.00	14,875.00	61,375.00
Stationery Supplies	15,000.00	0.00	15,000.00
Workstation Supplies	4,000.00	2,000.00	6,000.00
Miscellaneous Office Supplies	1,000.00	1,000.00	2,000.00
<b>52205 PRINTING CHARGES</b>	<b>11,000.00</b>	<b>0.00</b>	<b>11,000.00</b>
Printed Stationery	3,350.00	0.00	3,350.00
Department Checks	800.00	0.00	800.00
Program Brochures	6,500.00	0.00	6,500.00
Internal Forms	350.00	0.00	350.00
<b>52211 GSA COST ALLOCATION</b>	<b>29,330.00</b>	<b>0.00</b>	<b>29,330.00</b>
Shared GSA Costs	29,330.00	0.00	29,330.00

**SOCIAL SERVICES ADMIN 5106 Exp Detail  
FY 24-25**

	<b>Base Budget</b>	<b>Budget Changes</b>	<b>Total Request</b>
<b>52300 PROFESSIONAL &amp; SPECIALIZED SERVICES</b>	<b>1,551,075.00</b>	<b>(151,919.00)</b>	<b>1,399,156.00</b>
IT Support Charges	20,000.00	100,000.00	120,000.00
Secure Shredding	1,300.00	0.00	1,300.00
Employee Background Checks and Live Scan	4,500.00	500.00	5,000.00
Court Related Expert Witness Fees and Transcripts	0.00	3,500.00	3,500.00
Outside Agency Supervision for Family Visits	3,500.00	6,500.00	10,000.00
Drug and Alcohol Testing	10,000.00	13,500.00	23,500.00
Paternity Testing (Contract)	23,500.00	(22,500.00)	1,000.00
Welfare Fraud Investigations (POSA)	1,000.00	74,000.00	75,000.00
Court Transcripts and Appeals	75,000.00	(74,000.00)	1,000.00
Communication Services for the Deaf and Hard of H	1,000.00	2,000.00	3,000.00
Agency Adoption Services (Contract)	3,000.00	47,975.00	50,975.00
Promoting Safe and Stable Families (PSSF) (Contra	50,975.00	(33,975.00)	17,000.00
Child Abuse Prevention and Intervention (CAPIT) (C	0.00	55,500.00	55,500.00
Community Based Child Abuse Prevention Program	17,000.00	(4,000.00)	13,000.00
Independent Living Program (ILP) (Contract)	55,500.00	(22,500.00)	33,000.00
CalWORKS Housing Support Program (Contract)	13,000.00	(13,000.00)	0.00
Family Urgent Response Services (FURS) (Contract	33,000.00	(33,000.00)	0.00
Family First Transition Act (FFTA) (Contract)	143,000.00	(143,000.00)	0.00
Home Safe Program	450,000.00	(314,295.00)	135,705.00
Housing and Disability Advocacy Program (HDAP) (C	20,000.00	135,725.00	155,725.00
CBCAP Supplemental Grant (MOU)	235,000.00	(185,000.00)	50,000.00
Whole Person Care (Contract)	215,000.00	(50,250.00)	164,750.00
Child & Family Team Meetings (Contract)	50,000.00	(20,000.00)	30,000.00
Bringing Families Home	95,800.00	(11,325.00)	84,475.00
Emergency Child Care Bridge Program for Foster Ca	30,000.00	85,726.00	115,726.00
Comprehensice Prevention Plan Implementation (Cc	0.00	250,000.00	250,000.00
<b>52400 PUBLICATIONS &amp; LEGAL NOTICES</b>	<b>6,850.00</b>	<b>0.00</b>	<b>6,850.00</b>
Recruitment Advertising	1,500.00	0.00	1,500.00
Legal Notices (Parent Search)	1,500.00	0.00	1,500.00
Juvenile Court Rules Book	350.00	0.00	350.00
Contract Notices (RFP's)	3,500.00	0.00	3,500.00
<b>52500 RENTS/LEASES - EQUIPMENT</b>	<b>9,868.00</b>	<b>0.00</b>	<b>9,868.00</b>
Photocopiers (GSA Pool)	5,500.00	0.00	5,500.00
Vehicle Leasing (GSA Motor Pool)	4,368.00	0.00	4,368.00
<b>52600 RENTS/LEASES - BUILDINGS</b>	<b>789,488.00</b>	<b>129,272.00</b>	<b>918,760.00</b>
	789,488.00	129,272.00	918,760.00
<b>52700 MINOR EQUIPMENT</b>	<b>20,110.00</b>	<b>1,990.00</b>	<b>22,100.00</b>
Peripheral Hardware (Keyboards, Mice, Cables etc.)	1,000.00	750.00	1,750.00
Monitors (14)	3,360.00	(3,360.00)	0.00
County Computers	0.00	0.00	0.00
County Laptops (6)	3,400.00	7,700.00	11,100.00
County Laptop Extended Warranties	6,000.00	(6,000.00)	0.00
CalSAWS Computers (6)	0.00	7,200.00	7,200.00
CalSAWS Printers	4,500.00	(4,500.00)	0.00
CalSAWS Scanners	0.00	0.00	0.00
Zebra Printers	900.00	(900.00)	0.00

**SOCIAL SERVICES ADMIN 5106 Exp Detail  
FY 24-25**

	<b>Base Budget</b>	<b>Budget Changes</b>	<b>Total Request</b>
CWS/CMS Workstations	0.00	0.00	0.00
WTW Training Room Screen for Projector	500.00	(500.00)	0.00
Incidental Hardware (Headphones/Chargers etc.)	450.00	250.00	700.00
Conference Room Projector (1)	0.00	900.00	900.00
Reception Television & Stand	0.00	450.00	450.00
<b>52800 SPECIAL DEPARTMENT EXPENSE</b>	<b>90,660.00</b>	<b>27,320.00</b>	<b>117,980.00</b>
CWS Vital Records and Certificates	1,200.00	0.00	1,200.00
CWS Car Seats for County Vehicles	850.00	0.00	850.00
APS Emergency Essential Items	750.00	0.00	750.00
IHSS Emergency Essential Items	400.00	0.00	400.00
Foster Care Emergency Essential Items	2,000.00	0.00	2,000.00
Transitional Housing Program (THP)	0.00	21,860.00	21,860.00
Housing Navigator Program (HNP)	5,460.00	5,460.00	10,920.00
Public Authority / IHSS	20,000.00	0.00	20,000.00
Private Adoption Agency Reimbursement Program (I	60,000.00	0.00	60,000.00
<b>52870 STAFF TRAINING</b>	<b>38,800.00</b>	<b>164,700.00</b>	<b>203,500.00</b>
U.C. Davis- Staff Development Contract	28,500.00	0.00	28,500.00
Other Travel Costs associated with Training Program	1,800.00	0.00	1,800.00
Registration for Classes	8,500.00	0.00	8,500.00
Specialized Title IV-E Training	0.00	164,700.00	164,700.00
<b>52874 EMERGENCY SHELTER</b>	<b>12,481.00</b>	<b>(1,961.00)</b>	<b>10,520.00</b>
APS Emergency Shelter Costs	6,000.00	0.00	6,000.00
Foster Care Emergency Placement	4,520.00	0.00	4,520.00
APS COVID-19 Enhancement	1,961.00	(1,961.00)	0.00
<b>52875 EMERGENCY RESPONSE</b>	<b>1,620.00</b>	<b>0.00</b>	<b>1,620.00</b>
Volcano Telephone Answering Service	900.00	0.00	900.00
AT&T telephone line for after hours number	720.00	0.00	720.00
<b>52877 COUNSELING/PARENT TRAINING</b>	<b>49,600.00</b>	<b>8,265.00</b>	<b>57,865.00</b>
Counseling / Domestic Violence / Parenting Classes	21,600.00	2,265.00	23,865.00
Behavioral Health Department	4,000.00	0.00	4,000.00
Psychological Evaluations	24,000.00	6,000.00	30,000.00
Foster Parent Training (Kinship Care)	0.00	0.00	0.00
<b>52878 TRANSPORTATION</b>	<b>17,700.00</b>	<b>3,850.00</b>	<b>21,550.00</b>
Gas Vouchers / Cards	16,150.00	3,850.00	20,000.00
Travel Tickets	200.00	0.00	200.00
Other Travel Costs for Family Visits	1,350.00	0.00	1,350.00
<b>52900 GSA &amp; In-County Travel</b>	<b>35,000.00</b>	<b>3,500.00</b>	<b>38,500.00</b>
Vehicle Maintenance (GSA Motor Pool)	17,000.00	3,500.00	20,500.00
Fuel Charges	17,500.00	0.00	17,500.00
Mileage Reimbursement	500.00	0.00	500.00
<b>52910 MEETINGS &amp; CONVENTIONS</b>	<b>4,000.00</b>	<b>1,000.00</b>	<b>5,000.00</b>
Industry Conventions	4,000.00	1,000.00	5,000.00

**SOCIAL SERVICES ADMIN 5106 Exp Detail  
FY 24-25**

	<b>Base Budget</b>	<b>Budget Changes</b>	<b>Total Request</b>
<b>52950 OUT OF COUNTY TRAVEL</b>	<b>9,400.00</b>	<b>0.00</b>	<b>9,400.00</b>
Travel Associated with accompaniment to Child Plac	9,400.00	0.00	9,400.00
<b>53000 UTILITIES</b>	<b>81,440.00</b>	<b>5,370.00</b>	<b>86,810.00</b>
ACES	81,440.00	(77,565.00)	3,875.00
PG & E	0.00	76,625.00	76,625.00
Amador Water Agency	0.00	6,310.00	6,310.00
<b>TOTAL SERVICES AND SUPPLIES</b>	<b>2,984,327.00</b>	<b>215,439.00</b>	<b>3,199,766.00</b>
<b>54029 WTW TRANSPORTATION</b>	<b>32,000.00</b>	<b>0.00</b>	<b>32,000.00</b>
Gas Vouchers	5,000.00	0.00	5,000.00
Mileage Reimbursement	26,850.00	0.00	26,850.00
Travel Tickets	150.00	0.00	150.00
<b>54030 WTW CHILD CARE</b>	<b>180,000.00</b>	<b>0.00</b>	<b>180,000.00</b>
Child Care contract - The Resource Connection	180,000.00	0.00	180,000.00
<b>54031 WTW ANCILLARY</b>	<b>104,320.00</b>	<b>235,000.00</b>	<b>339,320.00</b>
Assistance Costs for Employment	23,120.00	0.00	23,120.00
Adult Education Costs	15,000.00	0.00	15,000.00
Diaper Allowance	10,800.00	0.00	10,800.00
Welfare to Work Incentive Scheme	28,000.00	0.00	28,000.00
CalWORKS Housing Support Program (HSP)	0.00	250,000.00	250,000.00
Family Stabilization Program (FSP)	15,000.00	(15,000.00)	0.00
Learning Disability Testing (Contract)	12,400.00	0.00	12,400.00
<b>54032 WTW CAL-LEARN SUPPORT</b>	<b>1,000.00</b>	<b>0.00</b>	<b>1,000.00</b>
WTW Program	1,000.00	0.00	1,000.00
<b>TOTAL OTHER CHARGES</b>	<b>317,320.00</b>	<b>235,000.00</b>	<b>552,320.00</b>
<b>56200 FIXED ASSETS - EQUIPMENT</b>	<b>0.00</b>	<b>0.00</b>	<b>0.00</b>
Server Replacement & License Quote	0.00	0.00	0.00
Vehicle	0.00	0.00	0.00
<b>TOTAL FIXED ASSETS</b>	<b>0.00</b>	<b>0.00</b>	<b>0.00</b>
Salaries includes Standby and Overtime	6,321,813	-10,000	6,311,813
Services & Supplies	2,984,327	215,439	3,199,766
Total other charges	317,320	235,000	552,320
Fixed Assets	0	0	0
A-87	2,006,960	0	2,006,960
	<b>11,630,420</b>	<b>440,439</b>	<b>12,070,859</b>

**Revenue**  
**5106-Social Services Administration Detail**

	Base Budget	Budget Changes	Total Request
<b>44100 Interest</b>	<b>0.00</b>	<b>0.00</b>	<b>0.00</b>
<b>45130 State Welfare Administration</b>	<b>2,224,160.00</b>	<b>1,976,865.00</b>	<b>4,201,025.00</b>
CalWORKS - Single Allocation	190,000.00	15,440.00	205,440.00
CalWORKS - Non Single Allocation	60,000.00	(45,000.00)	15,000.00
Child Care	0.00	331,950.00	331,950.00
Emergency Child Care Bridge for Foster Care	0.00	61,250.00	61,250.00
CalFresh	375,000.00	125,000.00	500,000.00
Work Incentive Nutritional Supplement (WINS)	13,000.00	(5,050.00)	7,950.00
Medi-Cal	355,000.00	560,000.00	915,000.00
Medi-Cal Supplemental (Post COVID-19) Funds	28,160.00	(28,160.00)	0.00
APS (HR Medi-Cal portion)	100,000.00	0.00	100,000.00
In-Home Supportive Services (IHSS) (HR Medi-Cal)	380,500.00	0.00	380,500.00
CWS IV-E (HR Medi-Cal portion)	160,000.00	0.00	160,000.00
Adoptions Eligibility	0.00	14,500.00	14,500.00
Continuum of Care Reform Resource Family Appr	7,000.00	0.00	7,000.00
Continuum of Care Reform Child and Family Team	50,000.00	0.00	50,000.00
Commercial Sexual Exploitation of Children (CSEC	2,500.00	0.00	2,500.00
Family Urgent Response Services (FURS)	450,000.00	(450,000.00)	0.00
Non CWS	50,000.00	63,000.00	113,000.00
General CWD CCR	0.00	32,240.00	32,240.00
Comprehensive Child Welfare Information System	3,000.00	0.00	3,000.00
In-Home Supportive Services (IHSS) Electronic Vis	0.00	1,000.00	1,000.00
APS / CSBG	0.00	228,850.00	228,850.00
Child Abuse Prevention and Intervention (CAPIT)	0.00	55,000.00	55,000.00
CWS Emergency Response Enhancement	0.00	83,160.00	83,160.00
Adult Protection Services (APS) Expansion	0.00	225,000.00	225,000.00
Home Safe	0.00	135,705.00	135,705.00
Housing and Disability Advocacy Program (HDAP)	0.00	155,725.00	155,725.00
Family First Prevention Services State Block Grant	0.00	300,000.00	300,000.00
Bringing Families Home (BFH)	0.00	84,475.00	84,475.00
Housing Navigator Program (HNP)	0.00	10,920.00	10,920.00
Transitional Housing Program (THP)	0.00	21,860.00	21,860.00
<b>45165 State Realignment Public Assistance</b>	<b>3,108,913.00</b>	<b>(423,328.00)</b>	<b>2,685,585.00</b>
1991 Realignment	3,108,913.00	(423,328.00)	2,685,585.00
<b>45240 State Aid-Other</b>	<b>1,155,800.00</b>	<b>(1,155,800.00)</b>	<b>0.00</b>
In-Home Supportive Services (IHSS) Electronic Vis	1,000.00	(1,000.00)	0.00
Child Abuse Prevention and Intervention (CAPIT)	55,000.00	(55,000.00)	0.00
Whole Person Care Funding	95,800.00	(95,800.00)	0.00
CWS Emergency Response Enhancement	129,000.00	(129,000.00)	0.00
Adult Protection Services (APS) Expansion	225,000.00	(225,000.00)	0.00
California Outcomes and Accountability Review (C	160,000.00	(160,000.00)	0.00
Family First Transition Act (FFTA)	40,000.00	(40,000.00)	0.00
Home Safe	235,000.00	(235,000.00)	0.00
Housing and Disability Advocacy Program (HDAP)	215,000.00	(215,000.00)	0.00



**Revenue**  
**5106-Social Services Administration Detail**

	<b>Base Budget</b>	<b>Budget Changes</b>	<b>Total Request</b>
Housing Support Program (HSP) Expansion	0.00	0.00	0.00
Housing Navigator Program (HNP)	0.00	0.00	0.00
Transitional Housing Program (THP)	0.00	0.00	0.00
<b>45300 Medically Indigent Adult</b>	<b>0.00</b>	<b>1,000.00</b>	<b>1,000.00</b>
<b>45520 Federal Public Assistance Administration</b>	<b>2,634,721.00</b>	<b>1,084,529.00</b>	<b>3,719,250.00</b>
CalWORKS - Single Allocation	750,000.00	16,595.00	766,595.00
CalWORKS - Non Single Allocation	68,000.00	(47,000.00)	21,000.00
CalFresh	650,000.00	(47,150.00)	602,850.00
Medi-Cal	355,000.00	560,000.00	915,000.00
Medi-Cal Supplemental (Post COVID-19)	28,160.00	(28,160.00)	0.00
Whole Person Care	95,800.00	68,950.00	164,750.00
APS ARPA Grant	1,961.00	(1,961.00)	0.00
Adoptions Eligibility	16,000.00	0.00	16,000.00
Adoptions Incentive	50,000.00	(47,500.00)	2,500.00
Continuum of Care Reform Child and Family Team	20,000.00	0.00	20,000.00
CWS Title IV-B	11,000.00	0.00	11,000.00
CWS Title IV-E	375,000.00	525,000.00	900,000.00
CWS Temporary Assistance to Needy Families (T	6,500.00	4,375.00	10,875.00
CWS Title XX	70,000.00	(34,500.00)	35,500.00
CWS New System (NS)	15,000.00	0.00	15,000.00
Commercial Sexual Exploitation of Children	2,500.00	(250.00)	2,250.00
Foster Care	21,000.00	26,000.00	47,000.00
Independent Living Program (ILP)	19,500.00	(7,200.00)	12,300.00
Non CWS	25,000.00	93,880.00	118,880.00
Private Adoption Agency Reimbursement Program	30,000.00	0.00	30,000.00
Promotinig Safe and Stable Families (PSSF) Case	19,300.00	(1,550.00)	17,750.00
SACWIS	5,000.00	5,000.00	10,000.00
<b>45630 Federal-Other</b>	<b>13,000.00</b>	<b>50,000.00</b>	<b>63,000.00</b>
Community Based Child Abuse Prevention Prograr	13,000.00	0.00	13,000.00
CBCAP Supplemental Grant	0.00	50,000.00	50,000.00
<b>460099 Local Realignment</b>	<b>1,575,000.00</b>	<b>(175,000.00)</b>	<b>1,400,000.00</b>
2011 Realignment	1,575,000.00	(175,000.00)	1,400,000.00
<b>47890 Miscellaneous</b>	<b>1,000.00</b>	<b>0.00</b>	<b>1,000.00</b>
Miscellaneous	1,000.00	0.00	1,000.00
<b>TOTAL</b>			<b>12,070,860.00</b>

NAME	BARG UNIT CLASS	PERS CLASS	JOB TITLE	BASE PAY	LONGE VTY / OTHER	EDUCA TION / OTHER	STEP INCREASE	LONGE VTY / OTHER	EDUCA TION / OTHER	FTE	BASE UNIT	FTE	TOTAL	24-25 PERS NORMAL COST	24-25 PERS UNFUNDED LIABILITY	FICA/MEDICARE	OTHER PERS COMP	DEFERRED COMP	HEALTH INS 2024	TOTAL	25 Health Ins 10% Inc. (estimate)
Watts, A.	GU	MIS2	Social Services Director	5,495.36	423.14		5,715.17	440.07		0.95	26.00	0.95	150,235.27	14,897.65	30,277.79	11,532.24	513.02	570.08	28,334.24	29,750.96	237,467.20
Brette, E.	GU	MIS3	Soc Serv Finance Spstr*	36.62			38.08			1.00	2080.00	1.00	80,106.98	7,778.39	16,144.43	6,556.05	5,592.96		1,391.04	1,460.59	117,639.39
Vacant	GU	MIS1	Finance Technician	23.99			24.95			1.00	2080.00	1.00	51,281.02	4,979.39	10,323.14	3,922.10	600.08		9,050.88	9,503.42	80,021.80
Hohenbeger, J.	GU	MIS3	Admin Asst III	17.26			18.86			1.00	2080.00	1.00	38,197.89	3,709.01	7,698.24	2,922.10			9,050.88	9,503.42	62,660.79
Loise, S.	GU	MIS3	Admin Asst III	16.44			17.95	17.26		1.00	2080.00	1.00	36,504.69	3,544.61	7,357.00	2,922.10			18,719.04	19,654.99	69,853.90
Randolph, J.	GU	MIS3	Admin Asst III	19.91			20.71			1.00	2080.00	1.00	42,559.62	4,132.54	8,577.29	3,255.81			18,719.04	19,654.99	78,180.24
Stewart, N.	GU	MIS3	Admin Asst III	19.91			20.71			1.00	2080.00	1.00	42,559.62	4,132.54	8,577.29	3,255.81			18,719.04	19,654.99	78,180.24
Vacant	GU	MIS3	Admin Asst III	17.26			18.85	18.12		1.00	2080.00	1.00	38,325.48	3,721.40	7,723.96	5,592.96			1,391.04	1,460.59	66,606.75
Morrison, M.	GU	MIS3	Admin Asst, Sr.	23.00			25.12			1.00	2080.00	1.00	51,347.04	4,985.80	10,348.27	3,928.10			18,719.04	19,654.99	72,357.74
Wilmington, K.	GU	MIS3	Elig Screener	17.99			19.65	18.89		1.00	2080.00	1.00	40,162.32	3,899.76	8,094.14	3,072.42			28,769.60	28,108.08	83,336.72
Burasiero, C.	GU	MIS3	Elig Worker III	25.17			26.18			1.00	2080.00	1.00	53,803.39	5,224.31	10,843.31	4,115.96			18,719.04	19,654.99	93,641.96
Coleman, L.	GU	MIS3	Elig Worker III	21.75			22.62	23.75		1.00	2080.00	1.00	48,030.96	4,663.81	9,979.96	4,102.23			1,391.04	1,460.59	73,530.51
Diante, K.	GU	MIS3	Elig Worker III	22.83			23.74	24.93		1.00	2080.00	1.00	49,276.27	4,784.73	9,930.93	3,769.63			18,719.04	19,654.99	87,416.56
Edmunds, M.	GU	MIS3	Elig Worker III	19.78			21.81	20.77		1.00	2080.00	1.00	44,220.17	4,293.76	8,911.95	3,382.84			9,050.88	9,503.42	70,312.16
Gomminger, T.	GU	MIS3	Elig Worker III	22.83			23.74	24.93		1.00	2080.00	1.00	49,276.27	4,784.73	9,930.93	3,769.63			18,719.04	19,654.99	90,864.23
Mason, V.	GU	MIS3	Elig Worker III	22.83			23.74	24.93		1.00	2080.00	1.00	49,276.27	4,784.73	9,930.93	3,769.63			18,719.04	19,654.99	90,864.23
Michell, T.	GU	MIS3	Elig Worker III	19.87			21.83	20.77		1.00	2080.00	1.00	44,220.17	4,293.76	8,911.95	3,382.84			9,050.88	9,503.42	70,312.16
Smith, K.	GU	MIS3	Elig Worker III	23.94			24.93	26.18		1.00	2080.00	1.00	50,508.67	4,904.39	10,779.31	4,062.96			28,769.60	28,108.08	83,336.72
Taylor, K.	GU	MIS3	Elig Worker III	18.84			20.57	19.78		1.00	2080.00	1.00	41,680.13	4,047.14	8,400.04	3,145.53			18,719.04	19,654.99	76,970.83
Taylor, K.	GU	MIS3	Elig Worker III	18.84			20.57	19.78		1.00	2080.00	1.00	41,680.13	4,047.14	8,400.04	3,145.53			18,719.04	19,654.99	76,970.83
Tyler, M.	GU	MIS3	Elig Worker III	21.75			22.62	23.75		1.00	2080.00	1.00	47,759.52	4,637.45	9,925.25	3,653.60			9,050.88	9,503.42	65,711.24
Watkins, R.	GU	MIS3	Elig Worker III	18.86			20.57	19.78		1.00	2080.00	1.00	41,680.13	4,047.14	8,400.04	3,145.53			18,719.04	19,654.99	76,970.83
Vacant	GU	MIS3	Elig Worker III (New 2/6/24)	19.78			20.57	19.78		1.00	2080.00	1.00	41,680.13	4,047.14	8,400.04	3,145.53			18,719.04	19,654.99	76,970.83
Vargas-Gomez, J.	GU	MIS3	Elig Worker III (New 2/6/24)	18.86			20.57	19.78		1.00	2080.00	1.00	41,680.13	4,047.14	8,400.04	3,145.53			18,719.04	19,654.99	76,970.83
Donato, J.	GU	MIS2	Elig Worker III	27.75	0.69		28.93	0.72		1.00	2080.00	1.00	60,468.36	5,871.48	12,186.54	4,625.83			9,050.88	9,503.42	93,255.71
Tongin, K.	GU	MIS2	Elig Worker III	23.97			24.93	26.18		1.00	2080.00	1.00	52,035.99	5,052.69	10,487.12	3,980.75			18,719.04	19,654.99	91,211.55
Wimshurst, A.	GU	MIS3	Elig Worker III	27.75			28.86			1.00	2080.00	1.00	59,318.40	5,759.82	11,954.78	4,546.67			8,669.44	9,121.91	91,007.78
Dal Porto, T.	GU	MIS1	Elig Supervisor	35.31	2.72		36.72	2.83		1.00	2080.00	1.00	81,290.51	7,893.31	16,382.95	6,646.59			1,391.04	1,460.59	119,266.91
Fidler, D.	GU	MIS1	Elig Supervisor	35.31	2.72		36.72	2.83		1.00	2080.00	1.00	81,290.51	7,893.31	16,382.95	6,646.59			1,391.04	1,460.59	119,266.91
Vacant	GU	MIS1	Elig Supervisor (New 2/)	30.50			31.72			1.00	2080.00	1.00	65,196.80	6,330.61	13,139.49	5,081.56			18,719.04	19,654.99	131,440.49
Holland, D.	GU	MIS1	Emp & Train Wkr III	28.21			29.34	30.81		1.00	2080.00	1.00	66,169.38	6,425.05	13,335.50	4,967.26			26,769.60	28,108.08	109,309.45
Record, J.	GU	MIS1	Emp & Train Wkr III	24.43			25.41	26.68		1.00	2080.00	1.00	52,729.71	5,120.06	10,626.93	4,033.82			18,719.04	19,654.99	108,581.37
Leal, G.	GU	MIS3	Program Manager - Eligibility	45.77			47.60	2.29		1.00	2080.00	1.00	103,729.42	10,072.13	20,905.19	7,955.30			9,050.88	9,503.42	152,145.47
Sutton, Shannon	GU	MIS3	Program Manager - Housing	37.45			38.95	40.90		1.00	2080.00	1.00	81,922.62	7,954.69	16,512.62	6,218.72			26,769.60	28,108.08	140,762.81
Habbesstad, M.	GU	MIS2	Program Manager - Social S	46.13			50.37	48.44		1.00	2080.00	1.00	102,430.74	10,243.06	20,643.46	7,877.26			26,769.60	28,108.08	169,545.59
Vacant	GU	MIS2	Program Manager - Social S	46.13			50.37	48.44		0.75	2080.00	0.75	73,955.62	7,181.09	14,904.71	5,657.60			14,039.28	14,741.24	116,440.26
Vacant	GU	MIS2	Social Services Adm Spstr	32.08	2.47		33.36	2.57		1.00	2080.00	1.00	73,854.42	7,171.26	14,884.31	6,077.72			9,534.04	1,000.69	108,581.37
Vacant	GU	MIS1	Social Services Aide	20.85			21.68			1.00	2080.00	1.00	44,588.96	4,327.65	8,982.24	3,479.24			18,719.04	19,654.99	80,943.37
Marinsson, A.	GU	MIS3	Social Services Aide	19.86			21.69	20.85		1.00	2080.00	1.00	44,098.73	4,281.99	8,887.47	3,810.23			4,063.32	4,264.64	67,213.22
Denney, E.	GU	MIS3	Social Services Aide	20.85			21.68	22.77		1.00	2080.00	1.00	45,609.79	4,428.71	9,192.01	3,489.15			18,719.04	19,654.99	82,374.65
Barikos, R.	GU	MIS3	Social Worker III	26.86			27.93	29.33		1.00	2080.00	1.00	57,751.15	5,607.64	11,638.92	4,417.96			9,050.88	9,503.42	86,919.10
Caneoso, Cristina	GU	MIS2	Social Worker III	30.78			30.78	1.48		1.00	2080.00	1.00	66,436.61	6,450.99	13,389.36	5,551.57			1,391.04	1,460.59	99,422.10
Cannell, D.	GU	MIS3	Social Worker III	29.60			30.78	32.32		1.00	2080.00	1.00	63,642.37	6,179.67	12,826.22	4,888.64			18,719.04	19,654.99	107,771.97
Garcia, K.	GU	MIS3	Social Worker III	28.20			30.79	29.61		1.00	2080.00	1.00	62,617.54	6,080.16	12,819.68	4,790.24			26,769.60	28,108.08	114,215.70
Haley, C.	GU	MIS3	Social Worker III	29.60			30.78	32.32		1.00	2080.00	1.00	64,258.05	6,239.46	12,950.30	5,345.19			9,050.88	9,503.42	82,374.65
Hendiggs, J.	GU	MIS2	Social Worker III	25.58			27.93	26.86		1.00	2080.00	1.00	56,799.88	5,515.27	11,447.21	4,380.32			18,719.04	19,654.99	99,838.94
Vargas, E.	GU	MIS3	Social Worker III	26.86			27.93	29.33		1.00	2080.00	1.00	58,309.84	5,661.89	11,751.52	4,460.70			9,534.04	1,000.69	85,366.43
Bergen, N.	GU	MIS3	Social Worker III (New 2/6/2)	25.58			27.93	29.33		1.00	2080.00	1.00	56,596.74	5,495.54	11,406.27	4,794.23			26,769.60	28,108.08	138,662.31
Vacant	GU	MIS3	Social Worker III (New 2/6/2)	26.86			27.93	29.33		1.00	2080.00	1.00	57,415.94	5,575.09	11,571.37	4,392.32			26,769.60	28,108.08	107,062.79
Bridson-Rice, A.	GU	MIS3	Social Worker III	37.61			39.11	0.98		1.00	2080.00	1.00	81,490.34	7,912.71	16,423.22	6,712.00			1,209.60	1,270.06	120,666.53
Byrd, C.	GU	MIS3	Social Worker III	37.61			39.11	0.98		1.00	2080.00	1.00	81,490.34	7,912.71	16,4						

Budget Unit: ASSISTANCE GRANTS 5201  
Function: Public Assistance  
Activity: Aid Programs

DETAIL BY REVENUE CATEGORY AND EXPENDITURE OBJECT	ACTUAL 2022-2023	ADOPTED 2023-2024	BASE 2024-2025	CHANGES 2024-2025	REQUESTED 2024-2025
<b>Intergovernmental Revenue</b>					
45160 Public Assistance	821,362.73	944,000.00	944,000.00	(444,000.00)	500,000.00
45165 State Realignment Social Services	2,159,448.37	2,323,500.00	2,323,500.00	(323,500.00)	2,000,000.00
45540 Federal Public Assistant	2,664,328.32	3,009,000.00	3,009,000.00	(109,000.00)	2,900,000.00
Total Intergovernmental Revenue	5,645,139.42	6,276,500.00	6,276,500.00	(876,500.00)	5,400,000.00
<b>Charges for Services</b>					
460099 Charges Co Local Revenue	843,766.45	750,000.00	750,000.00	115,000.00	865,000.00
<b>Other Revenue</b>					
47810 Welfare Repayment	26,456.46	120,000.00	120,000.00	0.00	120,000.00
<b>TOTAL REVENUE</b>	<b>6,515,362.33</b>	<b>7,146,500.00</b>	<b>7,146,500.00</b>	<b>(761,500.00)</b>	<b>6,385,000.00</b>
<b>Other Charges</b>					
54005 CalWorks - All Other	1,133,480.99	950,000.00	950,000.00	125,000.00	1,075,000.00
54006 Foster Care	1,618,102.00	1,600,000.00	1,600,000.00	(95,000.00)	1,505,000.00
54008 CalWorks - 2 Parent	301,912.40	200,000.00	200,000.00	150,000.00	350,000.00
54011 CalWorks - Mixed	2,521.00	500.00	500.00	0.00	500.00
54013 Adoption Assistance	2,064,560.00	2,000,000.00	2,000,000.00	(190,000.00)	1,810,000.00
54014 In-Home Support Of Service	543,999.00	524,000.00	524,000.00	21,000.00	545,000.00
54015 Foster Care Extended (Fed)	86,253.00	78,000.00	78,000.00	47,000.00	125,000.00
54016 Foster Care Extended (State)	60,152.00	63,000.00	63,000.00	(53,000.00)	10,000.00
54017 Win Work Incentive	12,040.71	13,500.00	13,500.00	(1,500.00)	12,000.00
54018 Emergency Assistance	156,109.00	850,000.00	850,000.00	(615,000.00)	235,000.00
54019 CalWorks - Zero Parent	528,841.15	525,000.00	525,000.00	(95,000.00)	430,000.00
54021 KIN-Gap/State Non Minor	0.00	12,000.00	12,000.00	0.00	12,000.00
54023 KIN-Gap (State)	114,369.00	140,000.00	140,000.00	(50,000.00)	90,000.00
54024 KIN-Gap (Fed)	27,828.00	25,000.00	25,000.00	20,000.00	45,000.00
54026 LIHEAP Benefit	9,981.42	10,500.00	10,500.00	(2,000.00)	8,500.00
54027 CalWorks - 3F Cw Felon	7,398.32	30,000.00	30,000.00	(23,000.00)	7,000.00
54028 CalWorks - K1 Cw Felon	76,517.96	75,000.00	75,000.00	25,000.00	100,000.00
54035 Calworks - ARC State	0.00	5,000.00	5,000.00	0.00	5,000.00
54036 Calworks - ARC State & Co	0.00	5,000.00	5,000.00	0.00	5,000.00
54037 ARC Fed	13,478.00	40,000.00	40,000.00	(25,000.00)	15,000.00
Total Other Charges	6,757,543.95	7,146,500.00	7,146,500.00	(761,500.00)	6,385,000.00
<b>A-87 Countywide Cost Allocation Plan</b>					
58900 A-87 Cost Allocation Plan	0.00	0.00	0.00	0.00	0.00
<b>TOTAL EXPENDITURES/APPROPRIATIONS</b>	<b>6,757,543.95</b>	<b>7,146,500.00</b>	<b>7,146,500.00</b>	<b>(761,500.00)</b>	<b>6,385,000.00</b>
<b>NET COST TO SOCIAL SERVICES FUND</b>	<b>242,181.62</b>	<b>0.00</b>	<b>0.00</b>	<b>0.00</b>	<b>0.00</b>

**Net County Cost to Social Services Realignment Fund 0.00**

Social Services Fund: #11600

## Budget Notes

### Department: 5201

1. Please provide comments regarding your Department's Requested Budget
  - Add additional rows as needed.
2. You may include additional documentation
  - If included please add your Department Name and number at the top of all supporting documentation

#### REVENUE

Projected revenues are determined following analysis of actual revenues from this fiscal year and incorporating forecasted caseload trends.

#### EXPENDITURES

Projected expenditures are also determined following analysis of actual expenditures from this fiscal year and incorporating forecasted caseload trends.

**54014** increased by 4% per W&I Code (see note below)

#### FIXED ASSETS

#### OTHER

#### BUDGET ANALYST NOTES

Per the W&I Code 12306.16 (c) - Beginning July 1, 2020, the County IHSS MOE from the previous year shall be adjusted by an inflation factor of 4%

Budget Unit: GENERAL RELIEF 5300  
Function: Public Assistance  
Activity: General Relief

DETAIL BY REVENUE CATEGORY AND EXPENDITURE OBJECT	ACTUAL 2022-2023	ADOPTED 2023-2024	BASE 2024-2025	CHANGES 2024-2025	REQUESTED 2024-2025
<b>Other Revenue</b>					
47810 Welfare Repayment	0.00	5,000.00	5,000.00	0.00	5,000.00
<b>TOTAL REVENUE</b>	<b>0.00</b>	<b>5,000.00</b>	<b>5,000.00</b>	<b>0.00</b>	<b>5,000.00</b>
<b>Other Charges</b>					
54020 Assistance	18,292.69	10,000.00	10,000.00	0.00	10,000.00
54022 Indigent Burials	3,087.00	10,000.00	10,000.00	0.00	10,000.00
Total Other Charges	21,379.69	20,000.00	20,000.00	0.00	20,000.00
<b>A-87 Countywide Cost Allocation Plan</b>					
58900 A-87 Cost Allocation Plan	1,459.00	804.00	1,178.00	0.00	1,178.00
<b>TOTAL EXPENDITURES/APPROPRIATIONS</b>	<b>22,838.69</b>	<b>20,804.00</b>	<b>21,178.00</b>	<b>0.00</b>	<b>21,178.00</b>
<b>NET COST</b>	<b>22,838.69</b>	<b>15,804.00</b>	<b>16,178.00</b>	<b>0.00</b>	<b>16,178.00</b>
<b>Requested Increase or (Decrease) in General Fund Contribution</b>					<b>0.00</b>

## Budget Notes

### Department: 5300

1. Please provide comments regarding your Department's Requested Budget
  - Add additional rows as needed.
2. You may include additional documentation
  - If included please add your Department Name and number at the top of all supporting documentation

#### REVENUE

#### EXPENDITURES

#### FIXED ASSETS

#### OTHER

#### BUDGET ANALYST NOTES

7/25/23 - Per meeting with Chuck, Ann and Joseph - The indigent burial line has been increased to \$10K, an increase of \$5K. Additionally, a new expenditure line has been created for 2730 to track the burial costs for PA cases.

Budget Unit: VETERANS SERVICE OFFICER 5500  
Function: Public Assistance  
Activity: Veterans Services

DETAIL BY REVENUE CATEGORY AND EXPENDITURE OBJECT	ACTUAL 2022-2023	ADOPTED 2023-2024	BASE 2024-2025	CHANGES 2024-2025	REQUESTED 2024-2025
<b>Intergovernmental Revenue</b>					
45250 State Aid - Veterans Affairs	56,469.00	38,000.00	38,000.00	0.00	38,000.00
<b>Other Revenue</b>					
47890 Miscellaneous Revenues	0.00	0.00	0.00	0.00	0.00
<b>TOTAL REVENUE</b>	<b>56,469.00</b>	<b>38,000.00</b>	<b>38,000.00</b>	<b>0.00</b>	<b>38,000.00</b>
<b>Salaries and Benefits</b>					
50100 Salaries and Wages	88,769.12	93,062.00	96,541.00	0.00	96,541.00
50200 Deferred Comp County Match	600.00	600.00	600.00	0.00	600.00
50300 Retirement - Employer's Share	7,859.27	8,820.00	8,784.00	0.00	8,784.00
50304 Retirement - PERS Misc. Unfunded Liability	16,803.00	16,255.00	18,231.00	0.00	18,231.00
50310 FICA/Medicare Tax - Employer's Share	6,790.96	7,119.00	7,385.00	0.00	7,385.00
50400 Employee Group Insurance	29.38	30.00	31.00	0.00	31.00
50500 Workers' Compensation Insurance	167.84	140.00	147.00	0.00	147.00
<b>Total Salaries and Benefits</b>	<b>121,019.57</b>	<b>126,026.00</b>	<b>131,719.00</b>	<b>0.00</b>	<b>131,719.00</b>
<b>Services and Supplies</b>					
51200 Communications	504.56	528.00	525.00	0.00	525.00
51700 Maintenance - Equipment	0.00	30.00	30.00	0.00	30.00
51760 Maintenance - Programs	942.40	823.00	893.00	0.00	893.00
51800 Maintenance - Bldgs & Structures	17.31	0.00	50.00	0.00	50.00
52000 Memberships	3,000.00	3,000.00	3,000.00	0.00	3,000.00
52200 Office Expense	170.33	550.00	550.00	0.00	550.00
52211 G.S.A. Cost Allocation	2,137.00	3,208.00	4,713.00	0.00	4,713.00
52300 Professional & Specialized Services	0.00	500.00	500.00	1,000.00	1,500.00
52600 Rents, Leases - Buildings	0.00	7,950.00	7,950.00	0.00	7,950.00
52800 Special Departmental Expense	0.00	500.00	500.00	0.00	500.00
52910 Meetings and Conventions	3,280.34	3,500.00	3,500.00	0.00	3,500.00
53000 Utilities	862.81	720.00	1,500.00	0.00	1,500.00
<b>Total Services and Supplies</b>	<b>10,914.75</b>	<b>21,309.00</b>	<b>23,711.00</b>	<b>1,000.00</b>	<b>24,711.00</b>
<b>Capital (Fixed) Assets</b>					
56200 Fixed Assets - Equipment	0.00	0.00	0.00	0.00	0.00
<b>A-87 Countywide Cost Allocation Plan</b>					
58900 A-87 Cost Allocation Plan	15,272.00	26,972.00	29,201.00	0.00	29,201.00
<b>TOTAL EXPENDITURES/APPROPRIATIONS</b>	<b>147,206.32</b>	<b>174,307.00</b>	<b>184,631.00</b>	<b>1,000.00</b>	<b>185,631.00</b>
<b>NET COST</b>	<b>90,737.32</b>	<b>136,307.00</b>	<b>146,631.00</b>	<b>1,000.00</b>	<b>147,631.00</b>
<b>Requested Increase or (Decrease) in General Fund Contribution</b>					<b>1,000.00</b>

## Budget Notes

**Department: 5500**

1. Please provide comments regarding your Department's Requested Budget
  - Add additional rows as needed.
2. You may include additional documentation
  - If included please add your Department Name and number at the top of all supporting documentation

**REVENUE**

**EXPENDITURES**

**FIXED ASSETS**

**OTHER**

**BUDGET ANALYST NOTES**

Department Meeting Changes: \$1,000 added for promotions.



**24-25 EXPENDITURE DETAIL  
DEPARTMENT 5500**

	Base Budget	Budget Changes	Requested Budget
<b>WAGES AND BENEFITS</b>			
<b>Total</b>	<b>\$131,719.00</b>	<b>\$0.00</b>	<b>\$131,719.00</b>
<b>51200 COMMUNICATIONS 51200</b>			
IT Telephone Charges	\$225.00	\$0.00	\$225.00
Fax Line \$25 per month	\$300.00	\$0.00	\$300.00
<b>Total</b>	<b>\$525.00</b>	<b>\$0.00</b>	<b>\$525.00</b>
<b>51700 Maintenance-Equipment 51700</b>			
Office Machine Maintenance-Misc.	\$30.00	\$0.00	\$30.00
<b>Total</b>	<b>\$30.00</b>	<b>\$0.00</b>	<b>\$30.00</b>
<b>51760 MAINTENANCE - PROGRAMS 51760</b>			
IT Costs per Technology Cost Matrix	\$893.00	\$0.00	\$893.00
<b>Total</b>	<b>\$893.00</b>	<b>\$0.00</b>	<b>\$893.00</b>
<b>51800 MAINTENANCE - BUILDINGS</b>			
Estimated annual cost for Signal Service and AT&T alarm line (new to budget)	\$50.00	\$0.00	\$50.00
<b>52000 MEMBERSHIPS 52000</b>			
CACVSO	\$3,000.00	\$0.00	\$3,000.00
CACVSO increase			
<b>Total</b>	<b>\$3,000.00</b>	<b>\$0.00</b>	<b>\$3,000.00</b>
<b>52200 OFFICE EXPENSE 52200</b>			
Office Depot office supplies,	\$550.00	\$0.00	\$550.00
<b>Total</b>	<b>\$550.00</b>	<b>\$0.00</b>	<b>\$550.00</b>
<b>52211 GSA Charges Cost Allocation 52211</b>			
Supplies & Postage	\$4,713.00	\$0.00	\$4,713.00
<b>Total</b>	<b>\$4,713.00</b>	<b>\$0.00</b>	<b>\$4,713.00</b>
<b>52300 PROFESSIONAL &amp; SPECIALIZED SERVICES</b>			
<b>Total</b>	<b>\$500.00</b>	<b>\$1,000.00</b>	<b>\$1,500.00</b>
<b>52600 RENTS, LEASES BUILDINGS</b>			
Office space rent at HHS	\$7,950.00	\$0.00	\$7,950.00
<b>Total</b>	<b>\$7,950.00</b>	<b>\$0.00</b>	<b>\$7,950.00</b>
<b>52800 SPECIAL DEPARTMENT EXPENSE 52800</b>			
List Description & Vendor if possible for purchases unique to Department	\$500.00	\$0.00	\$500.00
<b>Total</b>	<b>\$500.00</b>	<b>\$0.00</b>	<b>\$500.00</b>

**24-25 EXPENDITURE DETAIL  
DEPARTMENT 5500**

	Base Budget	Budget Changes	Requested Budget
<b>52910 MEETINGS &amp; CONVENTIONS 52910</b>			
Conferences (list conference & purpose) 3 per year in various locations Required by the state to receive subvention funding and maintain required accrediation. Two in person One ZOOM.			
	\$3,500.00	\$0.00	\$3,500.00
<b>Total</b>	<b>\$3,500.00</b>	<b>\$0.00</b>	<b>\$3,500.00</b>
<b>53000 UTILITIES 53000</b>			
Department portion of utilities estimated at \$125 per month			
	\$1,500.00	\$0.00	\$1,500.00
<b>Total</b>	<b>\$1,500.00</b>	<b>\$0.00</b>	<b>\$1,500.00</b>
<b>56200 FIXED ASSETS - EQUIPMENT 56200</b>			
Fixed Asset is an item over \$1,000.00 (List item and estimated cost)			
	\$0.00	\$0.00	\$0.00
<b>Total</b>	<b>\$0.00</b>	<b>\$0.00</b>	<b>\$0.00</b>
<b>58900 A-87 COST ALLOCATION PLAN</b>			
<b>Total</b>	<b>29,201.00</b>	<b>0.00</b>	<b>29,201.00</b>
	<b>\$184,631.00</b>	<b>\$1,000.00</b>	<b>\$185,631.00</b>

**24-25 REVENUE DETAIL  
DEPARTMENT 5500**

	<b>Base Budget</b>	<b>Budget Changes</b>	<b>Requested Budget</b>
<b>45250 Aid for Veterans Affairs</b>			
Subvention - based on number of WLU's	18,300.00	0.00	18,300.00
Subvention conferences/meetings	1,700.00	0.00	1,700.00
Medi-cal cost avoidance program	1,800.00	0.00	1,800.00
Veterans license plate	1,200.00	0.00	1,200.00
Allocation For Admin	15,000.00	0.00	15,000.00
<b>Total</b>	<b>38,000.00</b>	<b>0.00</b>	<b>38,000.00</b>

DEPT #	DEPT	NAME	BARG UNIT	PERS CLASS	JOB TITLE	BASE PAY	LONGEVITY	EDUCATION / OTHER	WAGE INC MGMT-4%	STEP INCREASE	EDUCATION	FTE	HOURS	BASE FTE	UNITS	GROSS	TOTAL	24-25 PERS NORMAL COST	24-25 PERS MISC PLAN UNFUNDED LIABILITY	FICA/ MEDICARE	OTHER PAY	DEFERRED COMP	HEALTH INS 2024	25 Health Ins 10% Inc. (estimate)	TOTAL
5500	Veteran Services	Sanders, T.	Mgmt	MIS2	Vet Serv Officer	3,222.30	163.15		3,351.19			1.00	26.00	26.00	26.00	90,459.09	90,459.09	8,783.58	18,230.75	7,385.38	6,081.84	600.08	29.28	30.74	131,571.46
												1.00				90,459.00	8,784.00	18,231.00	7,385.00	6,082.00	600.00	29.00	31.00	131,571.00	

Budget Unit: COUNTY LIBRARY 6200  
Function: Education  
Activity: Library Services

DETAIL BY REVENUE CATEGORY AND EXPENDITURE OBJECT	ACTUAL 2022-2023	ADOPTED 2023-2024	BASE 2024-2025	CHANGES 2024-2025	REQUESTED 2024-2025
<b>Fines, Forfeitures, and Penalties</b>					
43300 Tobacco Settlement	322,990.00	322,990.00	322,990.00	0.00	322,990.00
<b>Intergovernmental Revenue</b>					
45240 State Aid Other	37,083.83	10,900.00	10,900.00	0.00	10,900.00
<b>Charges for Services</b>					
460099 Charges Co Local Rev	20,000.00	20,000.00	20,000.00	0.00	20,000.00
46870 Library Services	4,437.65	10,000.00	10,000.00	0.00	10,000.00
Total Charges for Services	24,437.65	30,000.00	30,000.00	0.00	30,000.00
<b>Other Revenue</b>					
47890 Miscellaneous Revenues	328.05	2,000.00	2,000.00	0.00	2,000.00
<b>TOTAL REVENUE</b>	<b>384,839.53</b>	<b>365,890.00</b>	<b>365,890.00</b>	<b>0.00</b>	<b>365,890.00</b>
<b>Salaries and Benefits</b>					
50100 Salaries and Wages	395,866.93	378,306.00	420,797.00	0.00	420,797.00
50200 Deferred Comp County Match	369.28	600.00	0.00	0.00	0.00
50300 Retirement - Employer's Share	32,169.58	37,147.00	27,712.00	0.00	27,712.00
50304 Retirement - PERS Misc. Unfunded Liability	73,854.00	68,465.00	57,517.00	0.00	57,517.00
50310 FICA/Medicare Tax - Employer's Share	29,120.84	27,491.00	32,191.00	0.00	32,191.00
50400 Employee Group Insurance	51,011.34	59,544.00	33,983.00	0.00	33,983.00
50405 Retirement Health Savings	23,747.47	0.00	0.00	0.00	0.00
50500 Workers' Compensation Insurance	1,700.66	1,960.00	2,061.00	0.00	2,061.00
Total Salaries and Benefits	607,840.10	573,513.00	574,261.00	0.00	574,261.00
<b>Services and Supplies</b>					
51200 Communications	24,383.05	24,541.00	24,812.00	0.00	24,812.00
51400 Household Expense	1,836.00	2,000.00	2,000.00	300.00	2,300.00
51700 Maintenance - Equipment	0.00	1,000.00	1,000.00	0.00	1,000.00
51760 Maintenance - Programs	9,674.80	10,672.00	10,922.00	0.00	10,922.00
51800 Maintenance - Bldgs & Structures	0.00	5,000.00	5,000.00	0.00	5,000.00
51802 Library	0.00	1,500.00	1,500.00	0.00	1,500.00
52200 Office Expense	6,587.94	10,000.00	10,000.00	0.00	10,000.00
52211 G.S.A. Cost Allocation	4,337.00	5,817.00	10,020.00	0.00	10,020.00
52300 Professional & Specialized Services	41,794.68	44,500.00	44,500.00	0.00	44,500.00
52424 State Library ESL Grant	1,292.55	0.00	0.00	0.00	0.00
52425 State Library Literacy Grant	16,043.57	464.00	528.00	0.00	528.00
52500 Rents, Leases - Equipment	539.86	2,372.00	2,372.00	0.00	2,372.00
52600 Rents, Leases - Buildings	20,800.00	19,200.00	19,200.00	0.00	19,200.00
52800 Special Departmental Expense	6,634.49	5,226.00	5,226.00	1,000.00	6,226.00
52900 G.S.A. and In-County Travel	0.00	1,500.00	1,500.00	(1,000.00)	500.00
53000 Utilities	27,650.47	33,500.00	33,500.00	0.00	33,500.00
Total Services and Supplies	161,574.41	167,292.00	172,080.00	300.00	172,380.00

Budget Unit: COUNTY LIBRARY 6200  
Function: Education  
Activity: Library Services

DETAIL BY REVENUE CATEGORY AND EXPENDITURE OBJECT	ACTUAL 2022-2023	ADOPTED 2023-2024	BASE 2024-2025	CHANGES 2024-2025	REQUESTED 2024-2025
<b>Capital (Fixed) Assets</b>					
56200 Fixed Assets - Equipment	0.00	0.00	0.00	0.00	0.00
<b>A-87 Countywide Cost Allocation Plan</b>					
58900 A-87 Cost Allocation Plan	169,676.00	206,384.00	198,599.00	0.00	198,599.00
<b>TOTAL EXPENDITURES/APPROPRIATIONS</b>	<b>939,090.51</b>	<b>947,189.00</b>	<b>944,940.00</b>	<b>300.00</b>	<b>945,240.00</b>
<b>NET COST</b>	<b>554,250.98</b>	<b>581,299.00</b>	<b>579,050.00</b>	<b>300.00</b>	<b>579,350.00</b>
<b>Requested Increase or (Decrease) in General Fund Contribution</b>					<b>300.00</b>

## Budget Notes

### Department: 6200

1. Please provide comments regarding your Department's Requested Budget
  - Add additional rows as needed.
2. You may include additional documentation
  - If included please add your Department Name and number at the top of all supporting documentation

#### REVENUE

We anticipate \$10,000 in fines and fees for the next FY.  
The library's Adult Literacy program continues to receive \$20,000 from probation for on-going literacy services for probationers.

#### EXPENDITURES

Increase to line item 52800 of \$1,000 to \$6,226 for library materials.  
Decrease to line item 52900 of \$1,000, to \$500 for in county travel expenses  
Increase to line item 51400 of \$300.00 to cover increased monthly pest control costs

#### FIXED ASSETS

#### OTHER

The Friends of the library continue to support the library through their annual funding of \$30,000 to cover the costs of the summer reading program, library materials, equipment and supplies.

#### BUDGET ANALYST NOTES

4/11/24 - Department Meeting Change: Increased Librarian from extra help to full-time.

**24-25 EXPENDITURE DETAIL  
DEPARTMENT 6200**

	Base Budget	Budget Changes	Requested Budget
<b>WAGES AND BENEFITS</b>			
<b>Total</b>	<b>574,261.00</b>	<b>0.00</b>	<b>574,261.00</b>
<b>51200 COMMUNICATIONS</b>			
AT&T & Volcano charges; phone, circuits, internet, etc. Misc. computer or communication needs.	22,577.00	0.00	22,577.00
IT Matrix	2,235.00	0.00	2,235.00
<b>Total</b>	<b>24,812.00</b>	<b>0.00</b>	<b>24,812.00</b>
<b>51400 HOUSEHOLD EXPENSE</b>			
Terminix - Jackson and Pioneer, minor household expenses.	2,000.00	300.00	2,300.00
<b>Total</b>	<b>2,000.00</b>	<b>300.00</b>	<b>2,300.00</b>
<b>51700 MAINTENANCE- EQUIPMENT</b>			
Copier charges for toner, maintenance, etc.	1,000.00	0.00	1,000.00
<b>Total</b>	<b>1,000.00</b>	<b>0.00</b>	<b>1,000.00</b>
<b>51760 MAINTENANCE-PROGRAMS</b>			
IT charges; email accounts, enterprise account (computer updates)	10,922.00	0.00	10,922.00
<b>Total</b>	<b>10,922.00</b>	<b>0.00</b>	<b>10,922.00</b>
<b>51800 MAINTENANCE-BUILDINGS</b>			
<b>Total</b>	<b>5,000.00</b>	<b>0.00</b>	<b>5,000.00</b>
<b>51802 LIBRARY</b>			
Sierra janitorial, CED - miscellaneous supplies for electrical, HVAC, plumbing, etc.	1,500.00	0.00	1,500.00
<b>Total</b>	<b>1,500.00</b>	<b>0.00</b>	<b>1,500.00</b>
<b>52200 OFFICE EXPENSE</b>			
GSA Charges, copy paper & Postage	2,700.00	0.00	2,700.00
Library supplies; book jackets, labels, tape, spine labels, etc.	3,500.00	0.00	3,500.00
Toner, envelopes, labels, pens, pencils, other misc. office supplies	3,800.00	0.00	3,800.00
<b>Total</b>	<b>10,000.00</b>	<b>0.00</b>	<b>10,000.00</b>
<b>52211 GSA COST ALLOCATION</b>			
<b>Total</b>	<b>10,020.00</b>	<b>0.00</b>	<b>10,020.00</b>
<b>52425 STATE LIBRARY LITERACY GRANT</b>			
Base amount for literacy expenditures and includes all literacy expenditures for materials and salaries. Materials include things like books, DVD, audio books, databases, etc.	0.00	0.00	0.00
IT Cost Matrix	528.00	0.00	528.00
<b>Total</b>	<b>528.00</b>	<b>0.00</b>	<b>528.00</b>



**24-25 EXPENDITURE DETAIL  
DEPARTMENT 6200**

	Base Budget	Budget Changes	Requested Budget
<b>52300 PROFESSIONAL &amp; SPECIALIZED SERVICES</b>			
Annual membership in 49/99	6,000.00	0.00	6,000.00
OCLC; cataloging	6,500.00	0.00	6,500.00
Annual contract with City of Stockton for library services (Sirsi)	26,000.00	0.00	26,000.00
Alarm Services; Signal Services	2,000.00	0.00	2,000.00
Magazine sub	850.00	0.00	850.00
Online resources	3,150.00	0.00	3,150.00
<b>Total</b>	<b>44,500.00</b>	<b>0.00</b>	<b>44,500.00</b>
<b>52500 RENTS/LEASES - EQUIPMENT</b>			
GSA Copier Pool Plan - lease payment for the unit	2,372.00	0.00	2,372.00
<b>Total</b>	<b>2,372.00</b>	<b>0.00</b>	<b>2,372.00</b>
<b>52600 RENTS/LEASES - BUILDING</b>			
Rent for Ione \$450.00 x 12	5,400.00	0.00	5,400.00
Rent for Pine Grove \$300.00 x 12	<b>3,600.00</b>	<b>0.00</b>	<b>3,600.00</b>
Rent for Plymouth \$850.00 x 12	10,200.00	0.00	10,200.00
<b>Total</b>	<b>19,200.00</b>	<b>0.00</b>	<b>19,200.00</b>
<b>52700 MINOR EQUIPMENT</b>			
Not used	0.00	0.00	0.00
<b>Total</b>	<b>0.00</b>	<b>0.00</b>	<b>0.00</b>
<b>52800 SPECIAL DEPARTMENT EXPENSE</b>			
Used to purchase library material including books, audiobooks, dvds from different book vendors such as; Baker and Taylor, Ingram, Penguin/Random Hse, Gale, Amazon, etc.	5,226.00	1,000.00	6,226.00
<b>Total</b>	<b>5,226.00</b>	<b>1,000.00</b>	<b>6,226.00</b>
<b>52900 GSA AND IN COUNTY TRAVEL</b>			
Travel from the main library to the individual branches to deliver library material	1,500.00	(1,000.00)	500.00
<b>Total</b>	<b>1,500.00</b>	<b>(1,000.00)</b>	<b>500.00</b>
<b>53000 UTILITIES</b>			
PG&E Ione, Jackson, Pioneer	22,950.00	0.00	22,950.00
Amador Water Agency - Pioneer	650.00	0.00	650.00
City of Jackson Water and Sewer	1,850.00	0.00	1,850.00
Aces; Jackson, Pioneer, Plymouth	2,398.00	0.00	2,398.00
Amerigas-Pioneer	2,000.00	0.00	2,000.00
Misc. utilities	3,652.00	0.00	3,652.00
<b>Total</b>	<b>33,500.00</b>	<b>0.00</b>	<b>33,500.00</b>
<b>58900 A-87 COST ALLOCATION PLAN</b>			
<b>Total</b>	<b>198,599.00</b>	<b>0.00</b>	<b>198,599.00</b>
	<b>944,940.00</b>	<b>300.00</b>	<b>945,240.00</b>

**24-25 REVENUE DETAIL  
DEPARTMENT 6200**

	Base Budget	Budget Changes	Requested Budget
<b>43300 Tobacco Settlement</b>			
	322,990.00	0.00	322,990.00
<b>Total</b>	<b>322,990.00</b>	<b>0.00</b>	<b>322,990.00</b>
<b>45240 Aid</b>			
Literacy Services from State Library	10,900.00	0.00	10,900.00
Please note this amount is just an estimate since we are unsure what the actual amount will be, however is based on past trends.			
<b>Total</b>	<b>10,900.00</b>	<b>0.00</b>	<b>10,900.00</b>
<b>460099 Charges Co Local Revenue</b>			
Funds for Literacy Services	20,000.00	0.00	20,000.00
Please note: Probation Dept. will continue to provide funding for the literacy services in the 22-23 FY			
<b>Total</b>	<b>20,000.00</b>	<b>0.00</b>	<b>20,000.00</b>
<b>46870 Library Services</b>			
Library fines, copies, printing	10,000.00	0.00	10,000.00
<b>Total</b>	<b>10,000.00</b>	<b>0.00</b>	<b>10,000.00</b>
<b>47890 Misc. Revenues</b>			
Transfer from Library Trust-Poletti for increase in Special Dept Expense	2,000.00	0.00	2,000.00
<b>Total</b>	<b>2,000.00</b>	<b>0.00</b>	<b>2,000.00</b>
	<b>365,890.00</b>	<b>0.00</b>	<b>365,890.00</b>

DEPT #	DEPT	NAME	BARG UNIT	PERS CLASS	JOB TITLE	BASE PAY	LONGEVITY	EDUCATION / OTHER	WAGE INC MGMT-4% SEIU-4%	STEP INCREASE	LONGEVITY	EDUCATION / OTHER	BASE HOURS	FTE	FTE UNITS	GROSS TOTAL	24-25 PERS NORMAL COST	MISC PLAN UNFUNDED LIABILITY	FICA/ MEDICARE	OTHER PAY	DEFERRED COMP	HEALTH INS 2024	Health Ins 10% Inc. (estimate)	TOTAL
6200	Library	Einstadter, L.	MGMT	MIS3	County Librarian	54.14			56.31				2,080.00	1.00	2,080.00	115,729.66	2,365.17	4,909.02	8,863.32					124,892.98
6200	Library	Eschen, M.	GU/PT	MIS1	Library Lit Prog Cor	22.27			23.16	24.32			2,080.00	0.50	2,080.00	24,358.04	5,116.38	10,619.29	1,863.39			4,525.44	4,751.71	38,247.32
6200	Library	Ivanoff, R	GU	MIS1	Library Technician	24.65			25.64				2,080.00	1.00	2,080.00	52,691.84	4,968.38	4,378.90	4,030.93			9,050.88	9,503.42	81,961.86
6200	Library	Hamilton, D.	GU	MIS3	Library Technician	23.48			24.42	25.64			2,080.00	1.00	2,080.00	51,167.62	6,179.36	14,070.89	5,341.10	6,072.96		29.28	30.74	76,930.71
6200	Library	Rosson, D	GU	MIS1	Library Supervisor	31.03	1.57		32.27	33.88	1.72		2,080.00	1.00	2,080.00	69,818.33	2,138.59	4,438.75	1,684.89			18,719.04	19,654.99	115,664.68
6200	Library	Jacobs, J	GU/PT	MIS2	Library Asst	22.41			23.31				956.32	0.46	2,080.00	22,024.65	2,303.26	4,780.54	1,814.62			13.46	14.14	30,301.01
6200	Library	Jones, D.	GU/PT	MIS1	Library Asst	22.41	1.73		23.31		1.79		956.32	0.46	2,080.00	23,720.54	2,069.16	4,284.41	1,553.08			13.46	14.14	32,633.10
6200	Library	Fountain, R.	GU/PT	MIS3	Library Asst	21.35			22.20	23.31			2,080.00	0.46	2,080.00	21,309.55	1,971.29	4,091.51	942.32					30,700.33
6200	Library	Porto, V.	GU/PT	MIS3	Library Asst	20.33			21.14	22.20			2,080.00	0.46	2,080.00	20,301.64								27,917.51
6200	Library	Galino, M.	GU/XH	XH	Library Asst	18.44			19.18				650.00	0.31	2,080.00	12,317.92							0.00	13,260.24

Changes:

6.65 413,440.00 27,712.00 57,517.00 32,191.00 7,357.00 32,365.00 33,983.00 572,200.00

Budget Unit: COOPERATIVE EXTENSION  
Function: Education  
Activity: Agricultural Education

DETAIL BY REVENUE CATEGORY AND EXPENDITURE OBJECT	ACTUAL 2022-2023	ADOPTED 2023-2024	BASE 2024-2025	CHANGES 2024-2025	REQUESTED 2024-2025
<b>Other Revenue</b>					
47890 Miscellaneous Revenues	0.00	0.00	0.00	0.00	0.00
<b>TOTAL REVENUE</b>	<b>0.00</b>	<b>0.00</b>	<b>0.00</b>	<b>0.00</b>	<b>0.00</b>
<b>Services and Supplies</b>					
52211 G.S.A. Cost Allocation	0.00	4,412.00	8,405.00	0.00	8,405.00
52300 Professional & Specialized Services	134,712.00	154,919.00	154,919.00	6,197.00	161,116.00
53000 Utilities	174.12	0.00	0.00	0.00	0.00
Total Services and Supplies	134,886.12	159,331.00	163,324.00	6,197.00	169,521.00
<b>A-87 Countywide Cost Allocation Plan</b>					
58900 A-87 Cost Allocation Plan	13,379.00	13,691.00	15,835.00	0.00	15,835.00
<b>TOTAL EXPENDITURES/APPROPRIATIONS</b>	<b>148,265.12</b>	<b>173,022.00</b>	<b>179,159.00</b>	<b>6,197.00</b>	<b>185,356.00</b>
<b>NET COST</b>	<b>148,265.12</b>	<b>173,022.00</b>	<b>179,159.00</b>	<b>6,197.00</b>	<b>185,356.00</b>
<b>Requested Increase or (Decrease) in General Fund Contribution</b>					<b>6,197.00</b>

## Budget Notes

### Department: 6310

1. Please provide comments regarding your Department's Requested Budget
  - Add additional rows as needed.
2. You may include additional documentation
  - If included please add your Department Name and number at the top of all supporting documentation

#### REVENUE

#### EXPENDITURES

#### FIXED ASSETS

#### OTHER

#### BUDGET ANALYST NOTES

5/9/23 Board Meeting - The Board approved a 15% increase to UCCE over the FY21/22 rate of \$134,712 for a total increase of \$20,040 over FY22/23. The new contribution amount is \$154,919.

Budget Unit: PARKS AND RECREATION 7100  
Function: Recreation & Cultural Services  
Activity: Recreation

DETAIL BY REVENUE CATEGORY AND EXPENDITURE OBJECT	ACTUAL 2022-2023	ADOPTED 2023-2024	BASE 2024-2025	CHANGES 2024-2025	REQUESTED 2024-2025
<b>Other Revenue</b>					
47890 Miscellaneous Revenue	0.00	0.00	0.00	0.00	0.00
<b>TOTAL REVENUE</b>	<b>0.00</b>	<b>0.00</b>	<b>0.00</b>	<b>0.00</b>	<b>0.00</b>
<b>Services and Supplies</b>					
51200 Communications	0.00	0.00	0.00	0.00	0.00
52300 Professional & Specialized Services	179,672.50	179,673.00	179,673.00	0.00	179,673.00
53000 Utilities	2,151.23	1,699.00	1,699.00	(1,589.00)	110.00
<b>Total Services and Supplies</b>	<b>181,823.73</b>	<b>181,372.00</b>	<b>181,372.00</b>	<b>(1,589.00)</b>	<b>179,783.00</b>
<b>Other Charges</b>					
54123 Mollie Joyce Park Playground	0.00	0.00	0.00	0.00	0.00
<b>Capital (Fixed) Assets</b>					
56200 Fixed Assets - Equipment	0.00	0.00	0.00	0.00	0.00
<b>A-87 Countywide Cost Allocation Plan</b>					
58900 A-87 Cost Allocation Plan	1,225.00	92.00	819.00	0.00	819.00
<b>TOTAL EXPENDITURES/APPROPRIATIONS</b>	<b>183,048.73</b>	<b>181,464.00</b>	<b>182,191.00</b>	<b>(1,589.00)</b>	<b>180,602.00</b>
<b>NET COST</b>	<b>183,048.73</b>	<b>181,464.00</b>	<b>182,191.00</b>	<b>(1,589.00)</b>	<b>180,602.00</b>
<b>Requested Increase or (Decrease) in General Fund Contribution</b>					<b>(1,589.00)</b>

## Budget Notes

### Department: 7100

1. Please provide comments regarding your Department's Requested Budget
  - Add additional rows as needed.
2. You may include additional documentation
  - If included please add your Department Name and number at the top of all supporting documentation

#### REVENUE

#### EXPENDITURES

53000: Civic Improvement Club will now pay AWA and Volcano for their services.

#### FIXED ASSETS

#### OTHER

#### BUDGET ANALYST NOTES

4/26/22 - Board approved ACRA requested increase from \$5.00 to 6.50 per capita.

**24-25 EXPENDITURE DETAIL  
DEPARTMENT 7100**

	<b>Base Budget</b>	<b>Budget Changes</b>	<b>Requested Budget</b>
<b>52300 PROFESSIONAL &amp; SPECIALIZED SERVICES</b>			
Annual amount transferred to ACCRA based on Contract dated November 1, 2015	0.00	0.00	0.00
\$5 per capita total \$108,870, reduction to \$4 per capita \$87,096	146,673.00	0.00	146,673.00
Park Service Maintenance	33,000.00	0.00	33,000.00
<b>Total</b>	<b>179,673.00</b>	<b>0.00</b>	<b>179,673.00</b>
<b>53000 UTILITIES</b>			
PGS. annual water assessment = \$110.00	1,699.00	(1,589.00)	110.00
Utilities are now being paid for by the PGCIC			
<b>Total</b>	<b>1,699.00</b>	<b>(1,589.00)</b>	<b>110.00</b>
<b>58900 A-87 COST ALLOCATION PLAN</b>			
<b>Total</b>	<b>819.00</b>	<b>0.00</b>	<b>819.00</b>
	<b>182,191.00</b>	<b>(1,589.00)</b>	<b>180,602.00</b>



Budget Unit: MUSEUM 7200  
Function: Recreation & Cultural Services  
Activity: Cultural Services

DETAIL BY REVENUE CATEGORY AND EXPENDITURE OBJECT	ACTUAL 2022-2023	ADOPTED 2023-2024	BASE 2024-2025	CHANGES 2024-2025	REQUESTED 2024-2025
<b>Other Revenue</b>					
47890 Miscellaneous Revenue	0.00	0.00	0.00	0.00	0.00
<b>TOTAL REVENUE</b>	<b>0.00</b>	<b>0.00</b>	<b>0.00</b>	<b>0.00</b>	<b>0.00</b>
<b>Services and Supplies</b>					
51200 Communications	730.46	705.00	707.00	113.00	820.00
51760 Maintenance - Programs	275.56	212.00	212.00	0.00	212.00
51800 Maintenance - Bldgs & Structures	0.00	612.00	612.00	(612.00)	0.00
52211 G.S.A. Cost Allocation	1,489.00	3,410.00	5,580.00	0.00	5,580.00
52300 Professional & Specialized Services	0.00	0.00	0.00	1,000.00	1,000.00
53000 Utilities	15,278.71	16,309.00	16,309.00	(6,969.00)	9,340.00
Total Services and Supplies	17,773.73	21,248.00	23,420.00	(6,468.00)	16,952.00
<b>A-87 Countywide Cost Allocation Plan</b>					
58900 A-87 Cost Allocation Plan	1,720.00	2,029.00	2,614.00	0.00	2,614.00
<b>TOTAL EXPENDITURES/APPROPRIATIONS</b>	<b>19,493.73</b>	<b>23,277.00</b>	<b>26,034.00</b>	<b>(6468.00)</b>	<b>19,566.00</b>
<b>NET COST</b>	<b>19,493.73</b>	<b>23,277.00</b>	<b>26,034.00</b>	<b>(6468.00)</b>	<b>19,566.00</b>
<b>Requested Increase or (Decrease) in General Fund Contribution</b>					<b>(6,468.00)</b>

## Budget Notes

### Department: 7200

1. Please provide comments regarding your Department's Requested Budget
  - Add additional rows as needed.
2. You may include additional documentation
  - If included please add your Department Name and number at the top of all supporting documentation

#### REVENUE

#### EXPENDITURES

51200: Increase in service cost/Inflation.

51800: Moved Aces Waste to line 53000

53000:

- Aces Waste moved from line 51800
- City of Jackson (water/sewer) billing error from previous year is now resolved
- PG&E increase in cost/inflation

#### FIXED ASSETS

#### OTHER

#### BUDGET ANALYST NOTES

4/15/24 - Per Chuck's request, \$1,000 has been added to the professional services expenditure line.

**24-25 EXPENDITURE DETAIL  
DEPARTMENT 7200**

	Base Budget	Budget Changes	Requested Budget
<b>51200 COMMUNICATIONS</b>			
AT&T - <b>\$56.83</b> x 12 = \$681.97	569.00	113.00	682.00
Telephone Charges-IT MATRIX	138.00	0.00	138.00
<b>Total</b>	<b>707.00</b>	<b>113.00</b>	<b>820.00</b>
<b>51760 MAINTENANCE - PROGRAMS</b>			
IT Cost per Technology Cost Matrix	212.00	0.00	212.00
<b>Total</b>	<b>212.00</b>	<b>0.00</b>	<b>212.00</b>
<b>51800 MAINTENANCE - BUILDING IMPROVEMENTS</b>			
	612.00	(612.00)	0.00
<b>Total</b>	<b>612.00</b>	<b>(612.00)</b>	<b>0.00</b>
<b>52211 GSA Cost Allocation</b>			
	5,580.00	0.00	5,580.00
<b>Total</b>	<b>5,580.00</b>	<b>0.00</b>	<b>5,580.00</b>
<b>52200 OFFICE EXPENSE</b>			
No longer needed.	0.00	0.00	0.00
<b>Total</b>	<b>0.00</b>	<b>0.00</b>	<b>0.00</b>
<b>52300 PROFESSIONAL &amp; SPECIALIZED SERVICES</b>			
	0.00	1,000.00	1,000.00
<b>Total</b>	<b>0.00</b>	<b>1,000.00</b>	<b>1,000.00</b>
<b>53000 UTILITIES</b>			
Aces - \$48.06 x 12 = \$576.72	612.00	(32.00)	580.00
City of Jackson (water & sewer) \$135.81 x 12 = \$1629.72	9,010.00	(7,380.00)	1,630.00
PG&E (4th qtr estimate only) avg \$592.42 mo x 12 = \$7109.04	6,699.00	411.00	7,110.00
Signal Service (billed quarterly) \$150 x 4 = \$600.00	600.00	0.00	600.00
<b>Total</b>	<b>16,309.00</b>	<b>(6,969.00)</b>	<b>9,340.00</b>
<b>58900 A-87 COST ALLOCATION PLAN</b>			
<b>Total</b>	<b>2,614.00</b>	<b>0.00</b>	<b>2,614.00</b>
	<b>26,034.00</b>	<b>(6,468.00)</b>	<b>19,566.00</b>

Budget Unit: ARCHIVES 7210  
Function: Recreation & Cultural Services  
Activity: Cultural Services

DETAIL BY REVENUE CATEGORY AND EXPENDITURE OBJECT	ACTUAL 2022-2023	ADOPTED 2023-2024	BASE 2024-2025	CHANGES 2024-2025	REQUESTED 2024-2025
TOTAL REVENUE	0.00	0.00	0.00	0.00	0.00
<b>Salaries and Benefits</b>					
50100 Salaries and Wages	25,795.54	26,787.00	27,386.00	0.00	27,386.00
50200 Deferred Comp County Match	239.95	240.00	240.00	0.00	240.00
50300 Retirement - Employer's Share	2,451.79	2,716.00	2,659.00	0.00	2,659.00
50304 Retirement - PERS Misc. Unfunded Liability	5,259.00	5,006.00	5,519.00	0.00	5,519.00
50310 FICA/Medicare Tax - Employer's Share	1,797.10	2,049.00	2,095.00	0.00	2,095.00
50400 Employee Group Insurance	9,690.03	10,427.00	7,862.00	0.00	7,862.00
50500 Workers' Compensation Insurance	0.00	0.00	0.00	0.00	0.00
Total Salaries and Benefits	45,233.41	47,225.00	45,761.00	0.00	45,761.00
<b>Services and Supplies</b>					
51200 Communications	313.04	319.00	313.00	0.00	313.00
51760 Maintenance - Programs	1,265.40	1,409.00	1,291.00	0.00	1,291.00
52200 Office Expense	-110.99	450.00	450.00	0.00	450.00
52211 G.S.A. Cost Allocation	2,969.00	4,631.00	7,076.00	0.00	7,076.00
52800 Special Departmental Expense	0.00	100.00	100.00	0.00	100.00
53000 Utilities	3,312.71	4,900.00	4,900.00	0.00	4,900.00
Total Services and Supplies	7,749.16	11,809.00	14,130.00	0.00	14,130.00
<b>Capital (Fixed) Assets</b>					
56200 Fixed Assets - Equipment	0.00	0.00	0.00	0.00	0.00
<b>A-87 Countywide Cost Allocation Plan</b>					
58900 A-87 Cost Allocation Plan	17,648.00	19,036.00	53,258.00	0.00	53,258.00
TOTAL OPERATING EXPENSES	70,630.57	78,070.00	113,149.00	0.00	113,149.00
NET COST	70,630.57	78,070.00	113,149.00	0.00	113,149.00
<b>Requested Increase or (Decrease) in General Fund Contribution</b>					<b>0.00</b>

# Budget Notes

**Department: 7210**

1. Please provide comments regarding your Department's Requested Budget
  - Add additional rows as needed.
2. You may include additional documentation
  - If included please add your Department Name and number at the top of all supporting documentation

<b>REVENUE</b>
<b>EXPENDITURES</b>
<b>FIXED ASSETS</b>
<b>OTHER</b>
<b>BUDGET ANALYST NOTES</b>

**24-25 EXPENDITURE DETAIL  
DEPARTMENT 7210**

	Base Budget	Budget Changes	Requested Budget
<b>WAGES AND BENEFITS</b>			
<b>Total</b>	<b>45,761.00</b>	<b>0.00</b>	<b>45,761.00</b>
<b>51200 COMMUNICATIONS</b>			
IT Telephone Charges	313.00	0.00	313.00
<b>Total</b>	<b>313.00</b>	<b>0.00</b>	<b>313.00</b>
<b>51760 MAINTENANCE - PROGRAMS</b>			
IT Costs per Technology Cost Matrix	1,291.00	0.00	1,291.00
<b>Total</b>	<b>1,291.00</b>	<b>0.00</b>	<b>1,291.00</b>
<b>52200 OFFICE EXPENSE</b>			
Supplies & Postage	100.00	0.00	100.00
Volunteer Awards	300.00	0.00	300.00
Fair window	50.00	0.00	50.00
<b>Total</b>	<b>450.00</b>	<b>0.00</b>	<b>450.00</b>
<b>52211 GSA COST ALLOCATION</b>			
	<b>7,076.00</b>	<b>0.00</b>	<b>7,076.00</b>
<b>52800 SPECIAL DEPARTMENT EXPENSE</b>			
Fingerprint Charges	100.00	0.00	100.00
<b>Total</b>	<b>100.00</b>	<b>0.00</b>	<b>100.00</b>
<b>53000 UTILITIES 53000</b>			
PG&E \$300 mo x 12	4,400.00	0.00	4,400.00
Amador Water Agency \$25 mo x 12	500.00	0.00	500.00
<b>Total</b>	<b>4,900.00</b>	<b>0.00</b>	<b>4,900.00</b>
<b>58900 A-87 COST ALLOCATION PLAN</b>			
<b>Total</b>	<b>53,258.00</b>	<b>0.00</b>	<b>53,258.00</b>
	<b>113,149.00</b>	<b>0.00</b>	<b>113,149.00</b>

DEPT #	DEPT	NAME	BARG UNIT	PERS CLASS	JOB TITLE	BASE PAY	LONGEVITY	EDUCATION / OTHER	WAGE INC. CONF 4%	STEP INCRE ASE	LONGEVITY / OTHER	EDUCATION	BASE HOURS	FTE UNITS	GROSS	TOTAL	24-25 PERS NORMAL COST	24-25 PERS MISC PLAN UNFUNDED LIABILITY	FICA/ MEDICARE	OTHE R PAY	DEFERRED COMP	HEALTH INS 2024	25 Health Ins 10% Inc.	TOTAL	
7210	Archives	Guidi, T	CONF	MIST	Rec & Vol Administrator	33.62	2.59		34.96		1.77		0.40	1.872	0.40	27,385.95	27,385.95	5,519.25	2,095.03	0.00	240.03	7,487.62		7,862.00	45,761.43
													0.40	27,386.00	2,659.00	5,519.00	2,095.00	0.00	240.00	7,488.00	7,862.00	45,761.00			

Budget Unit: GSA Motor Pool 7800  
Activity: Internal Service

FINANCING USES CLASSIFICATION OPERATING REVENUE AND EXPENSES	ADOPTED 2022-2023	ADOPTED 2023-2024	BASE 2024-2025	CHANGES 2024-2025	REQUESTED 2024-2025
<b>Operating Income</b>					
44100 Interest	0.00	9,500.00	9,500.00	3,000.00	12,500.00
46009 Charges for Services	1,618,837.57	770,000.00	770,000.00	32,000.00	802,000.00
460091 Charges for Services - Agencies	144,354.28	98,000.00	98,000.00	10,000.00	108,000.00
47890 Miscellaneous Revenues	24,612.55	16,700.00	16,700.00	0.00	16,700.00
Total Operating Income	1,787,804.40	894,200.00	894,200.00	45,000.00	939,200.00
<b>Fund Balance</b>					
28000 Fund Balance (101280)	553,067.00	429,009.00	329,009.00	0.00	329,009.00
Replacement Fund Balance	266,000.00	665,000.00	310,000.00	0.00	310,000.00
Total Fund Balance and Replacement Fund Balance	819,067.00	1,094,009.00	639,009.00	0.00	639,009.00
<b>TOTAL FINANCING SOURCES</b>	<b>2,606,871.40</b>	<b>1,988,209.00</b>	<b>1,533,209.00</b>	<b>45,000.00</b>	<b>1,578,209.00</b>
<b>Salaries and Benefits</b>					
50100 Salaries and Wages	226,048.40	239,520.00	278,999.00	0.00	278,999.00
50200 Deferred Comp County Match	438.04	438.00	438.00	0.00	438.00
50300 Retirement - Employer's Share	21,408.38	24,242.00	26,270.00	0.00	26,270.00
50304 Retirement - PERS Misc. Unfunded Liability	46,591.00	44,679.00	54,525.00	0.00	54,525.00
50310 FICA/Medicare Tax - Employer's Share	16,540.43	18,099.00	21,591.00	0.00	21,591.00
50400 Employee Group Insurance	37,696.79	40,555.00	43,774.00	0.00	43,774.00
50500 Workers' Compensation Insurance	4,639.84	5,348.00	5,623.00	0.00	5,623.00
Total Salaries and Benefits	353,362.88	372,881.00	431,220.00	0.00	431,220.00
<b>Services and Supplies</b>					
51100 Clothing and Personal Supplies	370.00	370.00	370.00	0.00	370.00
51200 Communications	693.06	739.00	777.00	36.00	813.00
51500 Insurance and Bonds	3,416.79	3,700.00	3,700.00	0.00	3,700.00
51700 Maintenance - Equipment	168,066.45	190,680.00	190,680.00	6,673.00	197,353.00
51760 Maintenance - Programs	2,135.43	2,566.00	3,069.00	0.00	3,069.00
51800 Maintenance - Bldgs & Structures	500.00	500.00	500.00	0.00	500.00
52200 Office Expense	332.38	550.00	550.00	0.00	550.00
52211 G.S.A. Cost Allocation	4,644.00	6,219.00	8,855.00	0.00	8,855.00
52300 Professional & Specialized Services	116.00	200.00	200.00	0.00	200.00
52400 Publications and Legal Notices	0.00	250.00	250.00	0.00	250.00
52500 Rents, Leases - Equipment	234.54	400.00	400.00	0.00	400.00



Budget Unit: GSA Motor Pool 7800  
Activity: Internal Service

FINANCING USES CLASSIFICATION OPERATING REVENUE AND EXPENSES	ADOPTED 2022-2023	ADOPTED 2023-2024	BASE 2024-2025	CHANGES 2024-2025	REQUESTED 2024-2025
52700 Minor Equipment	0.00	0.00	0.00	0.00	0.00
52870 Staff Training	0.00	700.00	700.00	0.00	700.00
52900 G.S.A. and In-County Travel	543,047.98	510,300.00	510,300.00	0.00	510,300.00
52910 Meetings and Conventions	0.00	500.00	500.00	0.00	500.00
53000 Utilities	21,674.46	30,500.00	30,500.00	(1,700.00)	28,800.00
<b>Total Services and Supplies</b>	<b>745,231.09</b>	<b>748,174.00</b>	<b>751,351.00</b>	<b>5,009.00</b>	<b>756,360.00</b>
<b>Other Charges</b>					
54000 Countywide Cost Plan	29,840.00	34,598.00	34,828.00	0.00	34,828.00
<b>Capital (Fixed) Assets</b>					
56200 Fixed Assets - Equipment	0.00	45,000.00	0.00	0.00	0.00
56260 Equipment - Replacement Fund	596,973.50	620,000.00	0.00	345,000.00	345,000.00
<b>Total Capital (Fixed) Assets</b>	<b>596,973.50</b>	<b>665,000.00</b>	<b>0.00</b>	<b>345,000.00</b>	<b>345,000.00</b>
<b>TOTAL OPERATING EXPENSES</b>	<b>1,725,407.47</b>	<b>1,820,653.00</b>	<b>1,217,399.00</b>	<b>350,009.00</b>	<b>1,567,408.00</b>
<b>NET INCOME (LOSS) - G.S.A. MOTOR POOL</b>	<b>881,463.93</b>	<b>167,556.00</b>	<b>315,810.00</b>	<b>(305,009.00)</b>	<b>10,801.00</b>

GSA Motor Pool Fund: #28000

## Budget Notes

### Department: 7800

1. Please provide comments regarding your Department's Requested Budget
  - Add additional rows as needed.
2. You may include additional documentation
  - If included please add your Department Name and number at the top of all supporting documentation

#### REVENUE

#### EXPENDITURES

51200: Increase in IT cost Matrix

53000: Decrease due to over estimated CPI last year and solar cost savings

51700: Increase 3.5% according to CPI Index inflation prediction

#### FIXED ASSETS

#### OTHER

#### BUDGET ANALYST NOTES

**24-25 EXPENDITURE DETAIL  
DEPARTMENT 7800**

	Base Budget	Budget Changes	Requested Budget
<b>WAGES AND BENEFITS</b>			
<b>Total</b>	<b>431,220.00</b>	<b>0.00</b>	<b>431,220.00</b>
<b>51100 CLOTHING AND PERSONAL SUPPLIES</b>			
2.0-Boot allowance for mechanics (2 full time 185 X 2=370)	370.00	0.00	370.00
<b>Total</b>	<b>370.00</b>	<b>0.00</b>	<b>370.00</b>
<b>51200 COMMUNICATIONS</b>			
CALNET# AT & T Shop phone 4008 \$38.00 X 12= \$456.00	420.00	36.00	456.00
IT Communications Matrix	357.00	0.00	357.00
<b>Total</b>	<b>777.00</b>	<b>36.00</b>	<b>813.00</b>
<b>51500 INSURANCE</b>			
Based on previous year	3,700.00	0.00	3,700.00
<b>Total</b>	<b>3,700.00</b>	<b>0.00</b>	<b>3,700.00</b>
<b>51700 Maintenance-Equipment</b>			
Out sourcing repairs and purchasing parts, antifreeze, engine oils, tires, brake pads, rotors, wiper blades, batteries, haz. Waste removal. etc. used last years info plus average of this year plus CPI information-additional fuel surcharge being added to invoices	190,680.00	6,673.00	197,353.00
<b>Total</b>	<b>190,680.00</b>	<b>6,673.00</b>	<b>197,353.00</b>
<b>51760 MAINTENANCE - PROGRAMS</b>			
IT Costs per Technology Cost Matrix \$1066.00	1,569.00	0.00	1,569.00
Scan tool updates	1,500.00		1,500.00
<b>Total</b>	<b>3,069.00</b>	<b>0.00</b>	<b>3,069.00</b>
<b>51800 MAINTENANCE - BUILDING</b>			
Unanticipated maintenance to shop	500.00	0.00	500.00
<b>Total</b>	<b>500.00</b>	<b>0.00</b>	<b>500.00</b>
<b>52200 OFFICE EXPENSE</b>			
GSA Charges, Supplies & Postage	550.00	0.00	550.00
<b>Total</b>	<b>550.00</b>	<b>0.00</b>	<b>550.00</b>
<b>52211 G.S.A. DEPT. COST ALLOCATION</b>			
GSA Support Services Cost Allocation	8,855.00	0.00	8,855.00
<b>Total</b>	<b>8,855.00</b>	<b>0.00</b>	<b>8,855.00</b>
<b>52300 PROFESSIONAL &amp; SPECIALIZED SERVICES</b>			
Background Checks as needed-hearing test, fingerprints	200.00		200.00
<b>Total</b>	<b>200.00</b>	<b>0.00</b>	<b>200.00</b>

**24-25 EXPENDITURE DETAIL  
DEPARTMENT 7800**

	Base Budget	Budget Changes	Requested Budget
<b>52400 PUBLICATIONS &amp; LEGAL NOTICES</b>			
Publishing Formal Bid Notices for Auctions	250.00	0.00	250.00
<b>Total</b>	<b>250.00</b>	<b>0.00</b>	<b>250.00</b>
<b>52500 RENTS/LEASES - EQUIPMENT</b>			
Charges for Shared Copier-New Lease/maint/purchase	400.00	0.00	400.00
<b>Total</b>	<b>400.00</b>	<b>0.00</b>	<b>400.00</b>
<b>52700 MINOR EQUIPMENT under \$5000.00</b>			
	0.00	0.00	0.00
<b>Total</b>	<b>0.00</b>	<b>0.00</b>	<b>0.00</b>
<b>52870 STAFF TRAINING</b>			
Special Training for Department - Continued Learning	700.00	0.00	700.00
<b>Total</b>	<b>700.00</b>	<b>0.00</b>	<b>700.00</b>
<b>52900 GSA &amp; In-County Travel</b>			
Fuel for All County Vehicles and/or Equipment - used last years gallon usage total and average for this year 116006.9 gallons (average cost per gallon for 7/22-2/23 \$4.74 contract price) plus inflation rate per CPI. Average price per gallon as of 3/28/22 \$4.99 (contract price)-Increase usage also due to more take home vehicles/out of County drivers	510,300.00	0.00	510,300.00
<b>Total</b>	<b>510,300.00</b>	<b>0.00</b>	<b>510,300.00</b>
<b>52910 MEETINGS &amp; CONVENTIONS</b>			
Sharing the Cost for GSA Academy Workshop, WINCAMS Conferences	500.00	0.00	500.00
<b>Total</b>	<b>500.00</b>	<b>0.00</b>	<b>500.00</b>
<b>53000 UTILITIES</b>			
PG&E based on FY 23-24 6 mos. of actual average \$1720.00 per month costs-savings from solar and over estimating of CPI last year CPI Index 3.6% over the last year	25,000.00	(4,000.00)	21,000.00
Amador Water Agency water based on FY 23-24 averages \$560.00 per month.	5,500.00	1,220.00	6,720.00
Signal Service \$720.00 per year	720.00	0.00	720.00
AWA Sewer bill paid by Auditor and back charged to MP \$360.00 per year	360.00	0.00	360.00
<b>Total</b>	<b>31,580.00</b>	<b>(2,780.00)</b>	<b>28,800.00</b>
<b>54000 COUNTY-WIDE COST PLAN</b>			
A 87 Cost Allocation	34,828.00	0.00	34,828.00
<b>Total</b>	<b>34,828.00</b>	<b>0.00</b>	<b>34,828.00</b>

**24-25 EXPENDITURE DETAIL  
DEPARTMENT 7800**

	Base Budget	Budget Changes	Requested Budget
<b>56200 FIXED ASSETS - EQUIPMENT (items over \$5000.00)</b>			
	0.00	0.00	0.00
<b>Total</b>	<b>0.00</b>	<b>0.00</b>	<b>0.00</b>
<b>56260 EQUIPMENT - REPLACEMENT FUND</b>			
Build Up for Vehicles Purchased at the end of 23-24	300,000.00	0.00	300,000.00
for FY 24-25 6 F150 Build Ups-Sheriffs Office	0.00	0.00	0.00
Unit 142 Replacement of mail van	45,000.00	0.00	45,000.00
	0.00	0.00	0.00
<b>Total</b>	<b>345,000.00</b>	<b>0.00</b>	<b>345,000.00</b>
	<b>1,563,479.00</b>	<b>3,929.00</b>	<b>1,567,408.00</b>

**24-25 REVENUE DETAIL  
DEPARTMENT 7800**

	<b>Base Budget</b>	<b>Budget Changes</b>	<b>Requested Budget</b>
<b>44100 INTEREST</b>			
<hr/>			
Based on FY 22-23 1st & 2nd Qtr. Interest Apportions	9,500.00	3,000.00	12,500.00
<b>Total</b>	<b>9,500.00</b>	<b>3,000.00</b>	<b>12,500.00</b>
<b>46009 CHARGES FOR SERVICES</b>			
<hr/>			
Charges for Services - County Departments (Maintenance on all County vehicles fuel usage, GSA lease rate, replacement rates)	770,000.00	32,000.00	802,000.00
<b>Total</b>	<b>770,000.00</b>	<b>32,000.00</b>	<b>802,000.00</b>
<b>460091 Charges for Services - Outside Agencies/Districts</b>			
<hr/>			
(Repairs to American Legion Ambulances-contract)	98,000.00	10,000.00	108,000.00
<b>Total</b>	<b>98,000.00</b>	<b>10,000.00</b>	<b>108,000.00</b>
<b>47890 Misc. Revenues</b>			
<hr/>			
ATT Telephone Cell Tower Lease (ATT \$225 mo)	2,700.00	0.00	2,700.00
Proceeds from Auctions	14,000.00	0.00	14,000.00
<b>Total</b>	<b>16,700.00</b>	<b>0.00</b>	<b>16,700.00</b>
<b>Combined Total</b>	<b>894,200.00</b>	<b>45,000.00</b>	<b>939,200.00</b>

## FIXED ASSETS FY 24-25 Vehicle Replacements

Sheriffs Office	Description	Anticipated Cost
Units 01,18,19,22,29 & 30	Build Up for Vehicles Purchased at the end of 23-24 for FY 24-25 6 F150 Build Ups	\$300,000.00
		\$300,000.00

Support Services	Description	Anticipated Cost
Unit 142	<p>Replacement of current 2010 Dodge Caravan vin 8573 milage 72k (Mail Van) with new van.</p> <p>The current van is in the Motor Pool shop once a week for inspection and oil top off. Van is consuming oil with possible failing valve guides and rings. Replacement repair parts are becoming obsolete and harder to obtain because Chrysler was purchased by Fiat. In house repair would consist of replacing the engine &amp; transaxle at an estimated cost of \$9,200.00-\$10,000.00 for parts (if parts can be obtained) &amp; \$3,050.00 labor (25 hours estimated-parts and hours information was obtained by All data Software program used by Motor Pool Department and other repair shops). Approximate in house total repair cost \$10,350.00. If repairs are outsourced the estimated cost would be \$9,660.00-\$10,500.00 for parts and \$3,900.00-\$4,500.00 for labor (estimate only, with know parts resale cost and average outside hourly rates). Approximate outsource repair costs \$15,000.00. The van would also be out of commission for approximately 3-4 weeks. Replacement costs that have been accumulated for the purchase of this vehicle should not be used to repair the current van only to replacement it. If it is decided to repair the vehicle verses replace it, a budget increase to the department 7820 Support Services will need to be requested.</p>	\$45,000.00
		\$45,000.00

<b>TOTAL REPLACEMENT FUND 101281</b>	<b>\$345,000.00</b>
--------------------------------------	---------------------

<b>Vehicle Purchases by Dept not in replacement</b>	<b>Anticipated Cost</b>
---	-------------------------



<b>FIXED ASSETS NOT IN REPLACEMENT FUND</b>	<b>\$0.00</b>
---	---------------

DEPT #	DEPT	NAME	BARG UNIT	PERS CLASS	JOB TITLE	BASE PAY	LONGEVITY	EDUCATION / OTHER	STEP INCRE	LONGEVITY	EDUCATION / OTHER	FTE	BASE HOURS	FTE UNITS	GROSS	TOTAL	24-25 PERS NORMAL COST	24-25 PERS MISC PLAN UNFUNDED LIABILITY	FICA/ MEDICARE	OTHER PAY	DEFER RED COMP	HEALTH INS 2024	25 Health Ins 10% Inc. (estimate)	TOTAL
7800	Motor Pool Hopkins, J		MGMT	MIS1	GSA Director	6,601.22	1,363.15		6,865.27	1,417.68		0.10	26.00	2.60	21,280.80	21,280.80	2,086.37	4,288.84	1,360.97	488.23	60.01	2,088.43	2,192.85	317,380.07
7800	Motor Pool Hopkins, J		MGMT	MIS1	GSA Director	6,601.22	1,363.15		6,865.27	1,417.68		0.10	10.00	1.00	7,964.37	7,964.37	2,086.37	4,288.84	1,160.80				0.00	9,125.18
7800	Motor Pool Whitaker, D.		MM	MIS1	Support Services Dir	4,475.23	226.58		4,654.24	235.64		0.63	26.00	16.38	79,148.40	79,148.40	7,685.31	15,951.24	6,054.85		378.05	11,811.44	12,402.01	121,619.87
7800	Motor Pool Esparza, J		GU	MIS1	Power Equip Mech Lr	41.50	1.04		43.16	2.19		1.00	2,080.00	2,080.00	91,371.68	91,371.68	8,872.19	18,414.67	6,989.93			18,719.04	19,654.99	145,303.46
7800	Motor Pool Williams, M		GU	MIS1	Power Equip Mech II	35.94	0.90		37.38	0.93		1.00	2,080.00	2,080.00	78,745.98	78,745.98	7,646.23	15,870.13	6,024.07			9,071.04	9,524.59	117,811.01

Changes:

Total 278,511.00 26,270.00 54,525.00 21,591.00 488.00 438.00 41,690.00 43,774.00 425,598.00



Budget Unit: GSA Support Serives 7820  
Activity: Internal Service

FINANCING USES CLASSIFICATION OPERATING REVENUE AND EXPENSES	ACTUAL 2022-2023	ADOPTED 2023-2024	BASE 2024-2025	CHANGES 2024-2025	REQUESTED 2024-2025
<b>Operating Income</b>					
44100 Interest	5,438.98	850.00	850.00	3,650.00	4,500.00
46009 Charges for Services	605,807.19	689,740.00	689,740.00	179,260.00	869,000.00
460091 Charges for Services - Agencies	9,447.59	6,200.00	6,200.00	3,000.00	9,200.00
47890 Miscellaneous Revenues	3,236.97	4,750.00	4,750.00	2,000.00	6,750.00
47940 Operating Transfers	0.00	0.00	0.00	0.00	0.00
Total Operating Income	623,930.73	701,540.00	701,540.00	187,910.00	889,450.00
<b>Fund Balance</b>					
28200 Fund Balance	472,733.00	217,734.00	197,550.00	0.00	197,550.00
<b>TOTAL FINANCING SOURCES</b>					
	1,096,663.73	919,274.00	899,090.00	187,910.00	1,087,000.00
<b>Salaries and Benefits</b>					
50100 Salaries and Wages	279,897.73	293,809.00	401,385.00	0.00	401,385.00
50200 Deferred Comp County Match	1,912.72	1,902.00	1,902.00	0.00	1,902.00
50300 Retirement - Employer's Share	25,582.85	29,179.00	35,102.00	0.00	35,102.00
50304 Retirement - PERS Misc. Unfunded Liability	55,409.00	53,779.00	72,855.00	0.00	72,855.00
50310 FICA/Medicare Tax - Employer's Share	19,948.66	21,579.00	31,695.00	0.00	31,695.00
50400 Employee Group Insurance	41,580.62	57,057.00	66,503.00	0.00	66,503.00
50500 Workers' Compensation Insurance	634.51	732.00	770.00	0.00	770.00
Total Salaries and Benefits	424,966.09	458,037.00	610,212.00	0.00	610,212.00
<b>Services and Supplies</b>					
51100 Clothing and Personal Supplies	53.85	185.00	185.00	0.00	185.00
51200 Communications	2,549.52	2,351.00	2,509.00	232.00	2,741.00
51500 Insurance and Bonds	2,553.30	3,067.00	3,067.00	0.00	3,067.00
51700 Maintenance - Equipment	500.00	500.00	500.00	0.00	500.00
51760 Maintenance - Programs	4,709.12	6,685.00	7,134.00	0.00	7,134.00
51800 Maintenance - Bldgs & Structures	0.00	450.00	450.00	0.00	450.00
52000 Memberships	140.00	500.00	500.00	0.00	500.00
52200 Office Expense	908.13	1,000.00	1,000.00	0.00	1,000.00
52250 Office Expenses - Other Depts.	322,385.86	297,060.00	297,060.00	9,000.00	306,060.00
52251 Copier Pool	35,253.34	35,700.00	35,700.00	(8,200.00)	27,500.00
52300 Professional & Specialized Services	0.00	150.00	150.00	0.00	150.00
52400 Publications and Legal Notices	219.00	400.00	400.00	0.00	400.00

Budget Unit: GSA Support Services 7820  
Activity: Internal Service

FINANCING USES CLASSIFICATION OPERATING REVENUE AND EXPENSES	ACTUAL 2022-2023	ADOPTED 2023-2024	BASE 2024-2025	CHANGES 2024-2025	REQUESTED 2024-2025
<b>Operating Income</b>					
52500 Rents, Leases - Equipment	234.56	1,950.00	1,950.00	(260.00)	1,690.00
52700 Minor Equipment	2,495.00	0.00	0.00	0.00	0.00
52870 Staff Training	700.00	700.00	700.00	0.00	700.00
52900 G.S.A. and In-County Travel	12,957.77	23,315.00	23,315.00	3,500.00	26,815.00
52910 Meetings and Conventions	700.00	700.00	700.00	0.00	700.00
53000 Utilities	12,518.64	23,914.00	23,914.00	(784.00)	23,130.00
Total Services and Supplies	398,878.09	398,627.00	399,234.00	3,488.00	402,722.00
<b>Other Charges</b>					
54000 Countywide Cost Plan	92,567.00	62,610.00	74,045.00	0.00	74,045.00
<b>Capital (Fixed) Assets</b>					
56200 Fixed Assets - Equipment	0.00	0.00	0.00	0.00	0.00
<b>TOTAL OPERATING EXPENSES</b>	<b>916,411.18</b>	<b>919,274.00</b>	<b>1,083,491.00</b>	<b>3,488.00</b>	<b>1,086,979.00</b>
<b>NET INCOME (LOSS) - G.S.A. SUPPORT SERVICES</b>	<b>180,252.55</b>	<b>0.00</b>	<b>(184,401.00)</b>	<b>184,422.00</b>	<b>21.00</b>

GSA Support Services Fund: #28200

## Budget Notes

### Department: 7820

1. Please provide comments regarding your Department's Requested Budget
  - Add additional rows as needed.
2. You may include additional documentation
  - If included please add your Department Name and number at the top of all supporting documentation

#### REVENUE

46009-Charges for Services

Increase in cost allocation due to Director retirement payout-salary

#### EXPENDITURES

52250 Increase due to bulk computer purchases By GSA for all County Departments

52251 Decrease due to copier lease ending in October for 8 Canon copiers

53000 Decrease due to over estimated CPI increase from last year and solar savings

#### FIXED ASSETS

New Mail Van to replace unit 142 - 2010 Dodge Caravan vin 8573 Through vehicle replacement-Motor Pool

#### OTHER

#### BUDGET ANALYST NOTES

**24-25 EXPENDITURE DETAIL  
DEPARTMENT 7820**

	Base Budget	Budget Changes	Requested Budget
<b>WAGES AND BENEFITS</b>			
<b>Total</b>	<b>610,212.00</b>	<b>0.00</b>	<b>610,212.00</b>
<b>51100 CLOTHING &amp; PERSONAL SUPPLIES</b>			
Safety Shoes - Warehouse Duties	185.00	0.00	185.00
<b>Total</b>	<b>185.00</b>	<b>0.00</b>	<b>185.00</b>
<b>51200 COMMUNICATIONS</b>			
5 Phone Lines At & t 1 Fax Line	800.00	232.00	1,032.00
IT Matrix	1,709.00	0.00	1,709.00
<b>Total</b>	<b>2,509.00</b>	<b>232.00</b>	<b>2,741.00</b>
<b>51500 INSURANCE &amp; BONDS</b>			
Insurance (Based on prior year actual)	3,067.00	0.00	3,067.00
<b>Total</b>	<b>3,067.00</b>	<b>0.00</b>	<b>3,067.00</b>
<b>51700 Maintenance-Equipment</b>			
As needed; mail machine, warehouse forklift	500.00	0.00	500.00
<b>Total</b>	<b>500.00</b>	<b>0.00</b>	<b>500.00</b>
<b>51760 MAINTENANCE - PROGRAMS</b>			
IT Costs per Technology	4,934.00	0.00	4,934.00
Adobe Update (350.00) , & CAMS (1850.00)	2,200.00	0.00	2,200.00
<b>Total</b>	<b>7,134.00</b>	<b>0.00</b>	<b>7,134.00</b>
<b>51800 MAINTENANCE - BUILDING</b>			
Unanticipated repairs/maintenance for warehouse racking and/or roll up door	450.00	0.00	450.00
<b>Total</b>	<b>450.00</b>	<b>0.00</b>	<b>450.00</b>
<b>52000 MEMBERSHIPS</b>			
NIGP \$25 x 2 , CAPPO \$185. misc.	500.00	0.00	500.00
<b>Total</b>	<b>500.00</b>	<b>0.00</b>	<b>500.00</b>
<b>52200 OFFICE EXPENSE</b>			
Toner cartridges, paper, flash drives, pens, pencils, typical office supplies	1,000.00	0.00	1,000.00
<b>Total</b>	<b>1,000.00</b>	<b>0.00</b>	<b>1,000.00</b>
<b>52250 OFFICE EXPENSE - OTHER DEPTS.</b>			
Purchasing services for departments for VISA orders and orders that exceed \$500.00, annual paper supply \$22,000.00, Lowes, Walmart, Terminix, Signal Service, Aces & PGE back bill. Mail Machine annual Main contract \$4200.00 GSA purchasing the County computers in bulk	198,000.00	9,000.00	207,000.00

**24-25 EXPENDITURE DETAIL  
DEPARTMENT 7820**

	Base Budget	Budget Changes	Requested Budget
Mail Expenses postage \$90,000.00, UPS Account 2,500.00, USPS Srvc & box Fee \$2060.00. Return Postage Due service \$2000.00	95,000.00	0.00	95,000.00
	4,060.00	0.00	4,060.00
<b>Total</b>	<b>297,060.00</b>	<b>9,000.00</b>	<b>306,060.00</b>
<b>52251 Copier Pool Plan</b>			
Manage Lease for 36 copiers (Audit Invoices, journal departments assist with issues) Copy Charges-New Lease/Purchase/maint program to begin	35,700.00	(8,200.00)	27,500.00
<b>Total</b>	<b>35,700.00</b>	<b>(8,200.00)</b>	<b>27,500.00</b>
<b>52300 PROFESSIONAL &amp; SPECIALIZED SERVICES</b>			
Background check and finger prints	150.00	0.00	150.00
<b>Total</b>	<b>150.00</b>	<b>0.00</b>	<b>150.00</b>
<b>52400 PUBLICATIONS &amp; LEGAL NOTICES</b>			
Advertising-Public Notices	150.00	0.00	150.00
Bid Notices	250.00	0.00	250.00
<b>Total</b>	<b>400.00</b>	<b>0.00</b>	<b>400.00</b>
<b>52500 RENTS/LEASES - EQUIPMENT</b>			
Mail Machine Postage Meter - Meter lease \$450 x 2, Supplies \$550.00	1,390.00	0.00	1,390.00
GSA Canon Copier-new lease/maint/purchase	560.00	(260.00)	300.00
<b>Total</b>	<b>1,950.00</b>	<b>(260.00)</b>	<b>1,690.00</b>
<b>52600 RENTS/LEASES - BUILDING</b>			
	0.00	0.00	0.00
<b>Total</b>	<b>0.00</b>	<b>0.00</b>	<b>0.00</b>
<b>52700 MINOR EQUIPMENT</b>			
	0.00	0.00	0.00
<b>Total</b>	<b>0.00</b>	<b>0.00</b>	<b>0.00</b>
<b>52800 SPECIAL DEPARTMENT EXPENSE</b>			
	0.00	0.00	0.00
<b>Total</b>	<b>0.00</b>	<b>0.00</b>	<b>0.00</b>
<b>52870 STAFF TRAINING</b>			
Day seminars, training for continued learning	700.00	0.00	700.00
<b>Total</b>	<b>700.00</b>	<b>0.00</b>	<b>700.00</b>
<b>52900 GSA &amp; In-County Travel</b>			
Lease, and maintenance charges for mail van, GSA Director's vehicle, & warehouse forklift	9,800.00	(2,285.00)	7,515.00
Fuel for vehicles noted above	3,900.00	400.00	4,300.00

**24-25 EXPENDITURE DETAIL  
DEPARTMENT 7820**

	<b>Base Budget</b>	<b>Budget Changes</b>	<b>Requested Budget</b>
GSA Director vehicle replacement (\$3600.00 per year) Adding mail van to replacement (\$7500.00 per year) and warehouse forklift to replacement program (\$3900.00 per year)	9,615.00	5,385.00	15,000.00
<b>Total</b>	<b>23,315.00</b>	<b>3,500.00</b>	<b>26,815.00</b>
<b>52910 MEETINGS &amp; CONVENTIONS</b>			
Conferences (GSA Workshop and/or Wincams Conference continued learning & opportunity to network with other Counties & staff development for new hire) Increase per GSA Director	700.00	0.00	700.00
<b>Total</b>	<b>700.00</b>	<b>0.00</b>	<b>700.00</b>
<b>53000 UTILITIES</b>			
PGE (based upon actuals of 23-24)-anticipation of solar off set, estimate from last year was high, CPI expected 3.6 % (\$18,500.00)	18,500.00	0.00	18,500.00
Water Agency (Sewer) (\$850.00)	850.00	0.00	850.00
Terminix (Pest Control Svc, GSA & Warehouse) (\$1380.00) Aces Waste (\$900.00)	2,164.00	116.00	2,280.00
Signal Service (Alarm System) (\$1500.00)	2,400.00	(900.00)	1,500.00
<b>Total</b>	<b>23,914.00</b>	<b>(784.00)</b>	<b>23,130.00</b>
<b>54000 COUNTYWIDE COST PLAN</b>			
<b>Total</b>	<b>74,045.00</b>	<b>0.00</b>	<b>74,045.00</b>
<b>56200 FIXED ASSETS - EQUIPMENT</b>			
Fixed Asset is an item over \$5,000.00	0.00	0.00	0.00
<b>Total</b>	<b>0.00</b>	<b>0.00</b>	<b>0.00</b>
<b>Combined Total</b>	<b>1,083,491.00</b>	<b>3,488.00</b>	<b>1,086,979.00</b>

**24-25 REVENUE DETAIL  
DEPARTMENT 7820**

	Base Budget	Budget Changes	Requested Budget
<b>46009 Charges for Services</b>			
<b>Total</b>	<b>689,740.00</b>	<b>179,260.00</b>	<b>869,000.00</b>
<b>460091 Outside Agencies- UCCE, CSCSA, &amp; AT</b>			
Total	6,200.00	3,000.00	9,200.00
<b>Total</b>	<b>6,200.00</b>	<b>3,000.00</b>	<b>9,200.00</b>
<b>44100 Interest</b>			
Total	850.00	3,650.00	4,500.00
<b>Total</b>	<b>850.00</b>	<b>3,650.00</b>	<b>4,500.00</b>
<b>47890 Miscellaneous</b>			
Sale of Surplus Property-Desks, Chair, Computer Equip, filing cabinets	4,500.00	2,000.00	6,500.00
Recycle Used Cartridges-pallets	250.00	0.00	250.00
<b>Total</b>	<b>4,750.00</b>	<b>2,000.00</b>	<b>6,750.00</b>
<b>Combined Total</b>	<b>701,540.00</b>	<b>187,910.00</b>	<b>889,450.00</b>

DEPT #	DEPT	NAME	BARG UNIT	PERS CLASS	JOB TITLE	BASE PAY	LONGEVITY	EDUCATION / OTHER	EDUCATION / OTHER	WAGE INC	MM - 4%	CONV - 4%	SEIU-4%	STEP	INCR	LONGEVITY	EDUCATION / OTHER	FTE	HOURS	FTE UNITS	GROSS TOTAL	24-25 PERS NORMAL COST	24-25 PERS MISC PLAN UNFUNDED LIABILITY	FICA / MEDICARE	OTHER PAY	DEFERRED COMP	HEALTH INS 2024	25 Health Ins 10% inc. (estimate)	TOTAL
7820	GSA Support Services	Hopkins, J	MGMT	MIS1	GSA Director	6,601.22	1,363.15		1,477.68	6,865.27								0.40	26.00	10.40	85,123.21	8,265.46	17,155.37	5,443.88	1,952.92	240.03	8,353.73	8,771.41	126,952.30
7820	GSA Support Services	Hopkins, J	MGMT	MIS1	GSA Director	6,601.22	1,363.15		1,477.68	6,865.27								0.40	10.00	4.00	31,857.49	3,187.49	4,643.21					36,500.70	
7820	GSA Support Services	Whitaker, D.	MM	MIS1	Support Services Director	4,475.23	226.58	465.42	235.64	465.42								0.37	26.00	9.62	46,483.98	4,513.59	9,368.19	3,556.02	222.03	6,936.88	7,283.72	71,427.54	
7820	GSA Support Services	Kinslee, S	GU	MIS3	Purchasing Asst III	32.07				33.35								1.00	2,080.00	2,080.00	68,552.83	6,656.48	13,815.85	5,244.29	600.08	26,769.60	28,108.08	122,977.61	
7820	GSA Support Services	Marsh, R.	GU	MIS3	Admin Asst II	21.95				22.83								1.00	2,080.00	2,080.00	48,920.32	4,555.96	9,456.12	6,072.96		29.28	30.74	71,090.10	
7820	GSA Support Services	Schuler, J.	GU	MIS1	Mail & Warehouse Specialist	20.96	1.62		1.68	21.82								1.00	2,080.00	2,080.00	48,300.06	4,689.94	9,734.19	3,694.95	600.08	9,950.88	9,503.42	76,522.64	
7820	GSA Support Services	Warburton, K	CONF	MIS1	Senior Admin Analyst	38.50		2.70	2.94	42.04	40.42							0.40	2,080.00	832.00	36,782.84	3,571.61	7,413.06	2,813.89	240.03	7,487.62	7,862.00	56,683.43	
7820	GSA Support Services	Bacchi, C.	GU	MIS3	Administrative Technician	27.29				28.38	29.80							0.50	2,080.00	1,040.00	29,337.84	2,848.70	5,812.63	2,244.34		4,708.08	4,943.48	45,287.00	

Changes:

5.07 393,359.00 35,102.00 72,855.00 31,695.00 8,026.00 1,902.00 63,336.00 66,603.00 609,441.00



Budget Unit: 7880 BV Landfill Project Enterprise  
Activity:

FINANCING USES CLASSIFICATION OPERATING REVENUE AND EXPENSES	ADOPTED 2022-2023	ADOPTED 2023-2024	BASE 2024-2025	CHANGES 2024-2025	REQUESTED 2024-2025
<b>Operating Income</b>					
44100 Interest	0.00	0.00	0.00	0.00	0.00
45630 Federal Other	0.00	50,000.00	50,000.00	4,450,000.00	4,500,000.00
46963 Self Haul Fee	0.00	240,000.00	240,000.00	0.00	240,000.00
Total Operating Income	0.00	290,000.00	290,000.00	4,450,000.00	4,740,000.00
<b>Fund Balance</b>					
28800 Fund Balance	0.00	136,840.00	0.00	0.00	0.00
<b>TOTAL FINANCING SOURCES</b>	<b>0.00</b>	<b>426,840.00</b>	<b>290,000.00</b>	<b>4,450,000.00</b>	<b>4,740,000.00</b>
<b>Services and Supplies</b>					
51810 Maintenance - Other Buildings	0.00	0.00	0.00	0.00	0.00
52300 Professional & Specialized Services	0.00	0.00	0.00	0.00	0.00
52211 G.S.A. Cost Allocation	0.00	0.00	11,730.00	0.00	11,730.00
52900 G.S.A. and In-County Travel		0.00	11,000.00	0.00	11,000.00
Total Services and Supplies	0.00	0.00	22,730.00	0.00	22,730.00
<b>Debt Service</b>					
55200 CWSRF Loan Repayment	0.00	0.00	0.00	380,000.00	380,000.00
Total Debt Service Expense	0.00	0.00	0.00	380,000.00	380,000.00
<b>Capital (Fixed) Assets</b>					
56121 Capital Improvement - Minor	0.00	40,000.00	0.00	4,500,000.00	4,500,000.00
56180 Capital Improvement - Major	0.00	189,182.00	0.00	0.00	0.00
56200 Fixed Assets - Equipment	0.00	60,000.00	0.00	0.00	0.00
Total Capital (Fixed Assets)	0.00	289,182.00	0.00	4,500,000.00	4,500,000.00
<b>Other Charges</b>					
54000 Countywide Cost Plan	0.00	818.00	420.00	0.00	420.00
<b>TOTAL OPERATING EXPENSES</b>	<b>0.00</b>	<b>290,000.00</b>	<b>23,150.00</b>	<b>4,880,000.00</b>	<b>4,903,150.00</b>
<b>NET INCOME (LOSS) - BV LANDFILL PROJECT</b>	<b>0.00</b>	<b>136,840.00</b>	<b>266,850.00</b>	<b>(430,000.00)</b>	<b>(163,150.00)</b>

BV Landfill Project Fund 28800

## Budget Notes

### Department: 7880

1. Please provide comments regarding your Department's Requested Budget
  - Add additional rows as needed.
2. You may include additional documentation
  - If included please add your Department Name and number at the top of all supporting documentation

#### REVENUE

CWSRF Project Funding \$4,500,000

#### EXPENDITURES

Construction Costs - \$4,500,000  
Debt Service Reserve \$380,000

#### FIXED ASSETS

#### OTHER

#### BUDGET ANALYST NOTES

**24-25 EXPENDITURE DETAIL  
DEPARTMENT 7880**

	Base Budget	Budget Changes	Requested Budget
<b>51810 MAINTENANCE - OTHER BUILDINGS</b>			
	0.00	0.00	0.00
<b>Total</b>	<b>0.00</b>	<b>0.00</b>	<b>0.00</b>
<b>52300 PROFESSIONAL &amp; SPECIALIZED SERVICES</b>			
	0.00	0.00	0.00
<b>Total</b>	<b>0.00</b>	<b>0.00</b>	<b>0.00</b>
<b>52211 G.S.A. COST ALLOCATION</b>			
	11,730.00	0.00	11,730.00
<b>Total</b>	<b>11,730.00</b>	<b>0.00</b>	<b>11,730.00</b>
<b>52900 G.S.A. and In-County Travel</b>			
	3,200.00	0.00	3,200.00
<b>Total</b>	<b>3,200.00</b>	<b>0.00</b>	<b>3,200.00</b>
<b>55200 CWSRF - Loan Repayment</b>			
	0.00	380,000.00	380,000.00
<b>Total</b>	<b>0.00</b>	<b>380,000.00</b>	<b>380,000.00</b>
<b>56121 CAPITAL IMPROVEMENT - MINOR</b>			
	0.00	0.00	0.00
<b>Total</b>	<b>0.00</b>	<b>0.00</b>	<b>0.00</b>
<b>56180 CAPITAL IMPROVEMENT - MAJOR</b>			
	0.00	4,500,000.00	4,500,000.00
<b>Total</b>	<b>0.00</b>	<b>4,500,000.00</b>	<b>4,500,000.00</b>
<b>56200 FIXED ASSETS - EQUIPMENT</b>			
	0.00	0.00	0.00
	0.00	0.00	0.00
<b>Total</b>	<b>0.00</b>	<b>0.00</b>	<b>0.00</b>
<b>54000 Countywide Cost Plan</b>			
<b>Total</b>	<b>420.00</b>	<b>0.00</b>	<b>420.00</b>
	<b>12,150.00</b>	<b>4,880,000.00</b>	<b>4,895,350.00</b>

24-25 REVENUE DETAIL  
DEPARTMENT 7880

	Base Budget	Budget Changes	Requested Budget
<b>45630 Federal Other</b>			
	50,000.00	4,450,000.00	4,500,000.00
<b>Total</b>	<b>50,000.00</b>	<b>4,450,000.00</b>	<b>4,500,000.00</b>
<b>46963 Federal Other</b>			
	240,000.00		240,000.00
<b>Total</b>	<b>240,000.00</b>	<b>0.00</b>	<b>240,000.00</b>
	<b>290,000.00</b>	<b>4,450,000.00</b>	<b>4,740,000.00</b>

Budget Unit: 7890 Communications  
Activity: Internal Service

FINANCING USES CLASSIFICATION OPERATING REVENUE AND EXPENSES	ADOPTED 2022-2023	ADOPTED 2023-2024	BASE 2024-2025	CHANGES 2024-2025	REQUESTED 2024-2025
<b>Operating Income</b>					
46009 Charges for Services	116,368.39	117,004.00	117,004.00	2,019.00	119,023.00
Total Operating Income	116,368.39	117,004.00	117,004.00	2,019.00	119,023.00
<b>Fund Balance</b>					
25200 Fund Balance	25,789.00	31,131.00	8,447.00	0.00	8,447.00
<b>TOTAL FINANCING SOURCES</b>	<b>142,157.39</b>	<b>148,135.00</b>	<b>125,451.00</b>	<b>2,019.00</b>	<b>127,470.00</b>
<b>Services and Supplies</b>					
51202 Communications - Other Departments	91,971.93	95,000.00	95,000.00	(3,200.00)	91,800.00
51700 Maintenance - Equipment	2,669.37	7,104.00	7,104.00	0.00	7,104.00
52200 Office Expense	0.00	0.00	0.00	0.00	0.00
52211 G.S.A. Cost Allocation	1,448.00	3,514.00	5,285.00	0.00	5,285.00
52300 Professional & Specialized Services	12,786.00	12,500.00	12,500.00	0.00	12,500.00
52500 Rents, Leases - Equipment	0.00	0.00	0.00	0.00	0.00
Total Services and Supplies	108,875.30	118,118.00	119,889.00	(3,200.00)	116,689.00
<b>Capital (Fixed) Assets</b>					
56200 Fixed Assets - Equipment	393.16	0.00	0.00	0.00	0.00
<b>A-87 Countywide Cost Allocation Plan</b>					
58900 A-87 Cost Allocation Plan	952.00	1,121.00	2,334.00	0.00	2,334.00
<b>TOTAL OPERATING EXPENSES</b>	<b>110,220.46</b>	<b>119,239.00</b>	<b>122,223.00</b>	<b>(3,200.00)</b>	<b>119,023.00</b>
<b>NET INCOME (LOSS) - COMMUNICATIONS</b>	<b>31,936.93</b>	<b>28,896.00</b>	<b>3,228.00</b>	<b>5,219.00</b>	<b>8,447.00</b>

Communications Fund: #25200

## Budget Notes

### Department: 7890

1. Please provide comments regarding your Department's Requested Budget
  - Add additional rows as needed.
2. You may include additional documentation
  - If included please add your Department Name and number at the top of all supporting documentation

#### REVENUE

Communication expenses have remained steady.

#### EXPENDITURES

Revenue remains steady in direct correlation to expenses.

#### FIXED ASSETS

No fixed assets. The County phone switch continues to be a serviceable solution and should remain that way through the fiscal year; parts and service continue to be available via a 3rd party vendor, this is evaluated and discussed with the current support vendor at least annually. The phone system is fully depreciated and remains the most cost effective voice communication solution at this time. Replacement of the County phone system or migrating to a hosted or hybrid voice system would result in a significant cost increase, however that change is imminent at some point.

#### OTHER

#### BUDGET ANALYST NOTES

**24-25 EXPENDITURE DETAIL  
DEPARTMENT 7890**

	Base Budget	Budget Changes	Requested Budget
<b>51200 COMMUNICATIONS</b>			
<b>Total</b>	0.00	0.00	0.00
	<b>0.00</b>	<b>0.00</b>	<b>0.00</b>
<b>51202 COMMUNICATIONS - Other Departments</b>			
Communication invoices (Volcano \$69,000, AT&T \$27,240)	95,000.00	(3,200.00)	91,800.00
<b>Total</b>	<b>95,000.00</b>	<b>(3,200.00)</b>	<b>91,800.00</b>
<b>51700 Maintenance-Equipment</b>			
Parts (phone switch is not under warranty)	7,104.00	0.00	7,104.00
Prior year purchase that did not get encumbered	0.00	0.00	0.00
<b>Total</b>	<b>7,104.00</b>	<b>0.00</b>	<b>7,104.00</b>
<b>51760 MAINTENANCE - PROGRAMS</b>			
<b>Total</b>	0.00	0.00	0.00
	<b>0.00</b>	<b>0.00</b>	<b>0.00</b>
<b>52200 OFFICE EXPENSE</b>			
<b>Total</b>	0.00	0.00	0.00
	<b>0.00</b>	<b>0.00</b>	<b>0.00</b>
<b>52211 G.S.A. DEPT. COST ALLOCATION</b>			
<b>Total</b>	5,285.00	0.00	5,285.00
	<b>5,285.00</b>	<b>0.00</b>	<b>5,285.00</b>
<b>52300 PROFESSIONAL &amp; SPECIALIZED SERVICES</b>			
Phone and switch support services (Vendor = Continuant (adds, moves, changes))	12,500.00	0.00	12,500.00
<b>Total</b>	<b>12,500.00</b>	<b>0.00</b>	<b>12,500.00</b>
<b>52500 RENTS/LEASES - EQUIPMENT</b>			
GSA Copier Pool Plan (175 x 12)	0.00	0.00	0.00
<b>Total</b>	<b>0.00</b>	<b>0.00</b>	<b>0.00</b>
<b>52700 MINOR EQUIPMENT</b>			
<b>Total</b>	0.00	0.00	0.00
	<b>0.00</b>	<b>0.00</b>	<b>0.00</b>
<b>56200 FIXED ASSETS - EQUIPMENT</b>			
Fixed Asset is an item over \$1,000.00 (List item and 10 GB fiber upgrade, COMM to CAC)	0.00	0.00	0.00
	0.00	0.00	0.00
<b>Total</b>	<b>0.00</b>	<b>0.00</b>	<b>0.00</b>
<b>58900 A-87 COST ALLOCATION PLAN</b>			
<b>Total</b>	2,334.00	0.00	2,334.00
	<b>2,334.00</b>	<b>0.00</b>	<b>2,334.00</b>
	<b>122,223.00</b>	<b>(3,200.00)</b>	<b>119,023.00</b>

24-25 REVENUE DETAIL  
DEPARTMENT 7890

	Base Budget	Budget Changes	Requested Budget
<b>46009 Charges for Services</b>			
COMMUNICATIONS	117,004.00	2,019.00	119,023.00
<b>Total</b>	<b>117,004.00</b>	<b>2,019.00</b>	<b>119,023.00</b>



Budget Unit: 7900 Airport Enterprise  
Activity:

FINANCING USES CLASSIFICATION OPERATING REVENUE AND EXPENSES	ACTUAL 2022-2023	ADOPTED 2023-2024	BASE 2024-2025	CHANGES 2024-2025	REQUESTED 2024-2025
<b>Operating Income</b>					
44100 Interest	0.00	0.00	0.00	0.00	0.00
44200 Rentals and Concessions	188,177.96	195,000.00	195,000.00	13,000.00	208,000.00
45040 State Aid - Airport	10,000.00	17,500.00	17,500.00	0.00	17,500.00
45630 Federal Aid - Airport	65,996.00	150,000.00	150,000.00	0.00	150,000.00
46009 Charges for Services	304,467.78	310,415.00	310,415.00	35,160.00	345,575.00
47890 Miscellaneous Revenues	16,211.87	0.00	0.00	0.00	0.00
Total Operating Income	584,853.61	672,915.00	672,915.00	48,160.00	721,075.00
<b>Fund Balance</b>					
20000 Fund Balance	58,303.00	92,835.00	26,000.00	0.00	26,000.00
<b>TOTAL FINANCING SOURCES</b>	<b>643,156.61</b>	<b>765,750.00</b>	<b>698,915.00</b>	<b>48,160.00</b>	<b>747,075.00</b>
<b>Salaries and Benefits</b>					
50100 Salaries and Wages	99,510.42	103,324.00	107,441.00	0.00	107,441.00
50300 Retirement - Employer's Share	9,407.01	10,422.00	10,380.00	0.00	10,380.00
50304 Retirement - PERS Misc. Unfunded Liability	20,546.00	19,209.00	21,544.00	0.00	21,544.00
50310 FICA/Medicare Tax - Employer's Share	7,402.00	7,904.00	8,219.00	0.00	8,219.00
50400 Employee Group Insurance	17,474.67	18,224.00	19,655.00	0.00	19,655.00
50500 Workers' Compensation Insurance	1,165.76	1,344.00	1,413.00	0.00	1,413.00
Total Salaries and Benefits	155,505.86	160,427.00	168,652.00	0.00	168,652.00
<b>Services and Supplies</b>					
51200 Communications	844.01	892.00	889.00	61.00	950.00
51400 Household Expense	2,472.72	2,540.00	2,540.00	0.00	2,540.00
51500 Insurance and Bonds	4,339.00	5,000.00	5,000.00	0.00	5,000.00
51700 Maintenance - Equipment	7,022.98	7,500.00	7,500.00	0.00	7,500.00
51760 Maintenance - Programs	711.40	745.00	824.00	0.00	824.00
51800 Maintenance - Bldgs & Structures	498.56	1,000.00	1,000.00	0.00	1,000.00
52000 Memberships	170.00	170.00	170.00	0.00	170.00
52200 Office Expense	640.38	1,000.00	1,000.00	0.00	1,000.00

Budget Unit: 7900 Airport Enterprise  
Activity:

FINANCING USES CLASSIFICATION OPERATING REVENUE AND EXPENSES	ACTUAL 2022-2023	ADOPTED 2023-2024	BASE 2024-2025	CHANGES 2024-2025	REQUESTED 2024-2025
52211 G.S.A. Cost Allocation	9,771.00	11,658.00	31,161.00	0.00	31,161.00
52355 Other	2,979.00	3,250.00	3,250.00	0.00	3,250.00
52393 Special Projects	82,210.47	166,700.00	166,700.00	0.00	166,700.00
52700 Minor Equipment	0.00	0.00	0.00	0.00	0.00
52800 Special Departmental Expense	1,315.09	1,000.00	1,000.00	0.00	1,000.00
52900 G.S.A. and In-County Travel - Aviation Fuel	212,461.27	258,219.00	258,219.00	26,966.00	285,185.00
53000 Utilities	63,786.99	63,000.00	63,000.00	9,000.00	72,000.00
Total Services and Supplies	389,222.87	522,674.00	542,253.00	36,027.00	578,280.00
<b>Other Charges</b>					
55000 Loan Repayment	0.00	0.00	0.00	0.00	0.00
<b>TOTAL OPERATING EXPENSES</b>	<b>544,728.73</b>	<b>683,101.00</b>	<b>710,905.00</b>	<b>36,027.00</b>	<b>746,932.00</b>
<b>NET INCOME (LOSS) - AIRPORT</b>	<b>98,427.88</b>	<b>82,649.00</b>	<b>(11,990.00)</b>	<b>12,133.00</b>	<b>143.00</b>

Airport Fund: #29000

# Budget Notes

**Department: 7900**

1. Please provide comments regarding your Department's Requested Budget
  - Add additional rows as needed.
2. You may include additional documentation
  - If included please add your Department Name and number at the top of all supporting documentation

<b>REVENUE</b>
<b>EXPENDITURES</b>
<b>FIXED ASSETS</b>
<b>OTHER</b>
<b>BUDGET ANALYST NOTES</b>

**24-25 EXPENDITURE DETAIL  
DEPARTMENT 7900**

	Base Budget	Budget Changes	Requested Budget
<b>WAGES AND BENEFITS</b>			
	<b>168,652.00</b>	<b>0.00</b>	<b>168,652.00</b>
<b>51200 COMMUNICATIONS</b>			
IT Telephone Charges	225.00	0.00	225.00
AT&T (Calnet 3)	664.00	61.00	725.00
<b>Total</b>	<b>889.00</b>	<b>61.00</b>	<b>950.00</b>
<b>51400 HOUSEHOLD EXPENSE</b>			
ACES Waste Services	1,809.00	0.00	1,809.00
Terminex	401.00	0.00	401.00
GSA Support Services	330.00	0.00	330.00
<b>Total</b>	<b>2,540.00</b>	<b>0.00</b>	<b>2,540.00</b>
<b>51500 INSURANCE</b>			
Insurance	5,000.00	0.00	5,000.00
<b>Total</b>	<b>5,000.00</b>	<b>0.00</b>	<b>5,000.00</b>
<b>51700 Maintenance-Equipment</b>			
Weather Navigation System Repair (Annual & Quarterly Maintenance)	4,200.00	0.00	4,200.00
Vaisala (AWOS Parts)(AWOS updated January 2016)	1,000.00	0.00	1,000.00
RSINet, LLC (NADIN)	720.00	0.00	720.00
AHT Services (Fuel System Parts)	700.00	0.00	700.00
Sierra Foothill Fire Extinguisher	100.00	0.00	100.00
Misc. Runway light parts	780.00	0.00	780.00
<b>Total</b>	<b>7,500.00</b>	<b>0.00</b>	<b>7,500.00</b>
<b>51760 MAINTENANCE - PROGRAMS</b>			
IT Costs per Technology Cost Matrix	824.00	0.00	824.00
Specialized Software Maintenance Agreement (\$60 per mo x 12)	0.00	0.00	0.00
<b>Total</b>	<b>824.00</b>	<b>0.00</b>	<b>824.00</b>
<b>51800 MAINTENANCE - BUILDING</b>			
GSA (Lowes)	600.00	0.00	600.00
Misc.	400.00	0.00	400.00
<b>Total</b>	<b>1,000.00</b>	<b>0.00</b>	<b>1,000.00</b>
<b>52000 MEMBERSHIPS</b>			
Association of California Airports (ACA)	75.00	0.00	75.00
SWAAAE	95.00	0.00	95.00
<b>Total</b>	<b>170.00</b>	<b>0.00</b>	<b>170.00</b>

**24-25 EXPENDITURE DETAIL  
DEPARTMENT 7900**

	Base Budget	Budget Changes	Requested Budget
<b>52200 OFFICE EXPENSE</b>			
GSA Charges, Supplies & Postage	600.00	0.00	600.00
Office Depot office supplies	400.00	0.00	400.00
<b>Total</b>	<b>1,000.00</b>	<b>0.00</b>	<b>1,000.00</b>
<b>52211 G.S.A. DEPT COST ALLOCATION</b>			
	31,161.00	0.00	31,161.00
<b>Total</b>	<b>31,161.00</b>	<b>0.00</b>	<b>31,161.00</b>
<b>52355 OTHER</b>			
Storm Water Testing (Testing required quarterly this upcoming FY)	1,250.00	0.00	1,250.00
Storm Water Permit (SWCPB Increased Annual fee in 2014)	2,000.00	0.00	2,000.00
Shipping/transportation	0.00	0.00	0.00
<b>Total</b>	<b>3,250.00</b>	<b>0.00</b>	<b>3,250.00</b>
<b>52393 SPECIAL PROJECTS</b>			
FAA AIP GRANT (Runway & Taxiway Edge Lighting upgrade to LED)	150,000.00	0.00	150,000.00
CALSTRANS DIVISION OF AERONAUTICS GRANT	7,500.00	0.00	7,500.00
AIRPORT MATCH FOR GRANTS	9,200.00	0.00	9,200.00
<b>Total</b>	<b>166,700.00</b>	<b>0.00</b>	<b>166,700.00</b>
<b>52400 PUBLICATIONS &amp; LEGAL NOTICES</b>			
Advertising-Public Notices	0.00	0.00	0.00
Bid Notices	0.00	0.00	0.00
<b>Total</b>	<b>0.00</b>	<b>0.00</b>	<b>0.00</b>
<b>52700 Minor Equipment</b>			
Desktop	0.00	0.00	0.00
Replacement Adaptive Security Applcance (router)	0.00	0.00	0.00
<b>Total</b>	<b>0.00</b>	<b>0.00</b>	<b>0.00</b>
<b>52800 SPECIAL DEPARTMENT EXPENSE</b>			
Board of Equalization (Store Sales)	0.00	0.00	0.00
Easton Aviaiton (Chart Supplier for retail)	0.00	0.00	0.00
Ramos Oil (Aviation Oil of retail)	1,000.00	0.00	1,000.00
Controlled Access (Gate Card Supplier)	0.00	0.00	0.00
<b>Total</b>	<b>1,000.00</b>	<b>0.00</b>	<b>1,000.00</b>
<b>52900 GSA &amp; In-County Travel (Aviation Fuel Purchases)</b>			
Ascent Aviation Avgas (42,500 gallons @ \$4.69754)	199,646.00	2,514.00	202,160.00
Ascent Aviation Jet Fuel (16,000 gallons @ \$3.03862)	48,618.00	24,452.00	73,070.00

**24-25 EXPENDITURE DETAIL  
DEPARTMENT 7900**

	<b>Base Budget</b>	<b>Budget Changes</b>	<b>Requested Budget</b>
BOE (Jet Fuel Retailer Tax )	600.00	0.00	600.00
BOE (Jet Fuel Sales Tax )	7,800.00	0.00	7,800.00
Weights & Measure Fees	130.00	0.00	130.00
Card Reader Annual Fees and Cellular Connection	1,425.00	0.00	1,425.00
<b>Total</b>	<b>258,219.00</b>	<b>26,966.00</b>	<b>285,185.00</b>
<b>52910 MEETINGS &amp; CONVENTIONS</b>			
	0.00	0.00	0.00
<b>Total</b>	<b>0.00</b>	<b>0.00</b>	<b>0.00</b>
<b>53000 UTILITIES</b>			
PG&E	51,000.00	9,000.00	60,000.00
Amador Water Agency (Water & Sewer)	12,000.00	0.00	12,000.00
Port-a-Pottie	0.00	0.00	0.00
<b>Total</b>	<b>63,000.00</b>	<b>9,000.00</b>	<b>72,000.00</b>
<b>55000 LOAN REPAYMENT</b>			
Loan Interest (based on Loan repayment schedule)	0.00	0.00	0.00
<b>Total</b>	<b>0.00</b>	<b>0.00</b>	<b>0.00</b>
<b>56200 FIXED ASSETS - EQUIPMENT</b>			
Fixed Asset is an item over \$1,000.00 (List item and estimated cost)	0.00	0.00	0.00
Fibre Optic upgrade Hardware		0.00	0.00
<b>Total</b>	<b>0.00</b>	<b>0.00</b>	<b>0.00</b>
	<b>710,905.00</b>	<b>36,027.00</b>	<b>746,932.00</b>

**24-25 REVENUE DETAIL  
DEPARTMENT 7900**

	<b>Base Budget</b>	<b>Budget Changes</b>	<b>Requested Budget</b>
<b>44200 Rentals</b>			
Ground Leases	68,000.00	1,360.00	69,360.00
County Owned Hangars	59,515.00	1,485.00	61,000.00
Commercial Ground Leases	8,500.00	0.00	8,500.00
County Owned Commercial Hangars/Office Space	34,560.00	2,963.00	37,523.00
Electrical Reimbursement	17,475.00	6,442.00	23,917.00
Aircraft Tie Down/Vehicle Parking	6,950.00	750.00	7,700.00
<b>Total</b>	<b>195,000.00</b>	<b>13,000.00</b>	<b>208,000.00</b>
<b>45040 State Aviation</b>			
State Matching Grant (\$150,000 x 90%)	7,500.00	0.00	7,500.00
Annual State Grant	10,000.00	0.00	10,000.00
<b>Total</b>	<b>17,500.00</b>	<b>0.00</b>	<b>17,500.00</b>
<b>45640 Federal Other</b>			
FAA Airport Improvement Program (AIP) Pavement Maintained Report	150,000.00	0.00	150,000.00
Coronavirus Response and Relief Supplemental Appropriations Act (Public Law 116-260) (CRRSA).	0.00	0.00	0.00
<b>Total</b>	<b>150,000.00</b>	<b>0.00</b>	<b>150,000.00</b>
<b>47890 Misc. Revenues</b>			
Aviation Fuel Sales (Avgas 42,500 gallons @ \$5.39)	229,075.00	0.00	229,075.00
Aviation Fuel Sales (Jet-A 16,000 @ \$5.75)	79,840.00	35,160.00	115,000.00
Store Sales	1,500.00	0.00	1,500.00
<b>Total</b>	<b>310,415.00</b>	<b>35,160.00</b>	<b>345,575.00</b>
	<b>672,915.00</b>	<b>48,160.00</b>	<b>721,075.00</b>

DEPT #	DEPT	NAME	BARG UNIT	PERS CLASS	JOB TITLE	BASE PAY	LONGEVITY	EDUCATION	EDUCATION / OTHER	FTE	BASE HOURS	FTE UNITS	GROSS	TOTAL	24-25 PERS NORMAL COST	24-25 PERS MISC PLAN UNFUNDED LIABILITY	FICA/ MEDICARE	OTHER PAY	DEEER RED COMP	HEALTH INS 2024	25 Health Ins 10% Inc. (estimate)	TOTAL
7900	Airport	Sheppard, D	GU	MIS1	AirportMgr	47.60	2.41		1.00	2080.00	2080.00	2080.00	106,901.35	106,901.35	10,380.12	21,544.45	8,219.26	540.02	18,719.04	19,654.99	167,240.20	
<b>Total</b>																						

Change:

Total 1.00 106,901.00 10,380.00 21,544.00 8,219.00 540.00 0.00 18,719.00 19,655.00 167,240.00



Budget Unit: Workers' Compensation 7961  
Activity: Internal Service

FINANCING USES CLASSIFICATION OPERATING REVENUE AND EXPENSES	ACTUAL 2022-2023	ADOPTED 2023-2024	BASE BUDGET 2024-2025	CHANGES 2024-2025	REQUESTED 2024-2025
<b>Operating Income</b>					
44100 Interest	0.00	0.00	0.00	0.00	0.00
45525 Fed Coronavirus Relief (Cares Act)	0.00	0.00	0.00	0.00	0.00
46009 Charges for Services	1,077,948.87	0.00	800,000.00	0.00	800,000.00
47890 Miscellaneous Revenues	0.00	0.00	0.00	0.00	0.00
47940 Operating Transfers	0.00	902,619.00	0.00	0.00	0.00
Total Operating Income	1,077,948.87	902,619.00	800,000.00	0.00	800,000.00
<b>Fund Balance</b>					
26000 Fund Balance (101261)	740,794.00	748,156.00	708,858.00	0.00	708,858.00
<b>TOTAL FINANCING SOURCES</b>	<b>1,818,742.87</b>	<b>1,650,775.00</b>	<b>1,508,858.00</b>	<b>0.00</b>	<b>1,508,858.00</b>
<b>Salaries and Benefits</b>					
50100 Salaries and Wages	94,449.92	101,878.00	77,174.00	0.00	77,174.00
50200 Deferred Comp County Match	600.00	600.00	450.00	0.00	450.00
50300 Retirement - Employer's Share	8,884.71	10,239.00	7,428.00	0.00	7,428.00
50304 Retirement - PERS Misc. Unfunded Liability	18,944.00	18,871.00	15,417.00	0.00	15,417.00
50310 FICA/Medicare Tax - Employer's Share	6,916.90	7,794.00	5,904.00	0.00	5,904.00
50400 Employee Group Insurance	20,453.32	22,007.00	21,081.00	0.00	21,081.00
50500 Workers' Compensation Insurance	517.30	596.00	627.00	0.00	627.00
Total Salaries and Benefits	150,766.15	161,985.00	128,081.00	0.00	128,081.00
<b>Services and Supplies</b>					
51200 Communications	313.04	228.00	225.00	0.00	225.00
51500 Insurance and Bonds	899,928.00	1,034,000.00	1,146,000.00	0.00	1,146,000.00
51501 Workers Compensation-First Aid	0.00	2,500.00	2,500.00	0.00	2,500.00
51760 Maintenance - Programs	1,311.92	1,017.00	1,116.00	0.00	1,116.00
52000 Memberships	150.00	300.00	300.00	0.00	300.00
52200 Office Expense	1,918.33	2,000.00	2,000.00	0.00	2,000.00
52211 G.S.A. Cost Allocation	1,982.00	3,626.00	5,253.00	0.00	5,253.00
52300 Professional & Specialized Services	9,445.96	10,500.00	10,500.00	0.00	10,500.00
52700 Minor Equipment	0.00	0.00	0.00	0.00	0.00
52800 Special Departmental Expense	0.00	250.00	250.00	0.00	250.00
52900 G.S.A. and In County Travel	0.00	150.00	150.00	0.00	150.00
52910 Meetings and Conventions	0.00	500.00	500.00	0.00	500.00
Total Services and Supplies	915,049.25	1,055,071.00	1,168,794.00	0.00	1,168,794.00
<b>Other Charges</b>					
54000 Countywide Cost Plan	12,154.00	6,895.00	14,630.00	0.00	14,630.00
<b>Capital (Fixed) Assets</b>					
56200 Fixed Assets - Equipment	0.00	0.00	0.00	0.00	0.00
<b>TOTAL OPERATING EXPENSES</b>	<b>1,077,969.40</b>	<b>1,223,951.00</b>	<b>1,311,505.00</b>	<b>0.00</b>	<b>1,311,505.00</b>
<b>NET INCOME (LOSS) - WORKERS COMPENSATION</b>	<b>740,773.47</b>	<b>426,824.00</b>	<b>197,353.00</b>	<b>0.00</b>	<b>197,353.00</b>

Insurance Fund: #26000, Acct: 101261

# Budget Notes

## Department: 7961

1. Please provide comments regarding your Department's Requested Budget
  - Add additional rows as needed.
2. You may include additional documentation
  - If included please add your Department Name and number at the top of all supporting documentation

### REVENUE

### EXPENDITURES

51500 - Insurance and Bonds

**Note: Payroll is a factor in General Liability premiums. Payroll increases result in premiums increases.**

### FIXED ASSETS

### OTHER

### BUDGET ANALYST NOTES

Budgeted using the October 2023 estimate, which is a bit higher, to cover mid-year budget adjustments that come in November of each year.

**Workers' Compensation Programs**

	23-24 Premiums Actual	24-25 Premiums Estimate (10/23)	24-25 Premiums Estimate (2/24)	24-25 Premiums Estimate (5/24)	24-25 Premiums Actual
Primary Workers' Compensation (PWC)	495,170.00	633,000.00	652,000.00		
Excess Workers' Compensation (EWC)	427,883.00	513,000.00	458,000.00		
Less prepayment (included in premium) of actual payroll costs adjustment					
Less potential dividend from PWC					
<b>Total</b>	<b>923,053.00</b>	<b>1,146,000.00</b>	<b>1,110,000.00</b>	<b>-</b>	<b>-</b>

**Note: Payroll is a factor in General Liability premiums. Payroll increases result in premiums increases.**

DEPT #	DEPT	NAME	BARG UNIT	PERS CLASS	JOB TITLE	BASE PAY	LONGEVITY	EDUCATION / OTHER	EDUCATION	STEP INCR	WAGE INC 4%	CONF	ASE	EVITY	LONG	EDUCATION / OTHER	FTE	BASE HOURS	FTE UNITS	GROSS	TOTAL	24-25 PERS NORMAL COST	24-25 PERS MISC PLAN UNFUNDED LIABILITY	FICA / MEDICARE	OTHER PAY	DEFERRED RED COMP	HEALTH INS 2024	25 Health Ins 10% Inc. (estimate)	TOTAL
7961	Workers Comp	Duarte, S.	CONF	MIS1	Risk Analyst	45,42	2.30			2.39	47.23			0.75	2080.00	1560.00	76,488.70	76,488.70	76,488.70	76,488.70	7,428.02	15,417.23	5,903.79	675.09	450.06	20,077.20	21,081.06	127,453.95	
<b>76,489.00    7,428.00    15,417.00    5,904.00    675.00    450.00    20,077.00    21,081.00    127,454.00</b>																													

Budget Unit: Liability Insurance 7962  
Activity: Internal Service

FINANCING USES CLASSIFICATION OPERATING REVENUE AND EXPENSES	ACTUAL 2022-2023	ADOPTED 2023-2024	BASE BUDGET 2024-2025	CHANGES 2024-2025	REQUESTED 2024-2025
<b>Operating Income</b>					
44100 Interest	0.00	0.00	0.00	0.00	0.00
46009 Charges for Services	57,452.30	225,154.00	225,154.00	0.00	225,154.00
47940 Operating Transfers	1,012,061.00	1,472,850.00	2,090,900.00	0.00	2,090,900.00
Total Operating Income	1,069,513.30	1,698,004.00	2,316,054.00	0.00	2,316,054.00
<b>Fund Balance</b>					
26000 Fund Balance (101262)	728,883.00	715,089.00	35,150.00	0.00	35,150.00
<b>TOTAL FINANCING SOURCES</b>	<b>1,798,396.30</b>	<b>2,413,093.00</b>	<b>2,351,204.00</b>	<b>0.00</b>	<b>2,351,204.00</b>
<b>Services and Supplies</b>					
51500 Insurance and Bonds	1,034,439.89	1,472,850.00	2,090,900.00	0.00	2,090,900.00
51504 Liability - Deductibles	49,384.04	38,000.00	38,000.00	0.00	38,000.00
Total Services and Supplies	1,083,823.93	1,510,850.00	2,128,900.00	0.00	2,128,900.00
<b>TOTAL OPERATING EXPENSES</b>	<b>1,083,823.93</b>	<b>1,510,850.00</b>	<b>2,128,900.00</b>	<b>0.00</b>	<b>2,128,900.00</b>
<b>NET INCOME (LOSS) - LIABILITY</b>	<b>714,572.37</b>	<b>902,243.00</b>	<b>222,304.00</b>	<b>0.00</b>	<b>222,304.00</b>

Insurance Fund: #26000, Acct 101262

**Department: 7962**

1. Please provide comments regarding your Department's Requested Budget
  - ° Add additional rows as needed.
2. You may include additional documentation
  - ° If included please add your Department Name and number at the top of all supporting documentation

<b>REVENUE</b>
<b>EXPENDITURES</b>
<u>51500 - Insurance and Bonds</u>
<b>Payroll is a factor in premiums. Payroll increases result in premiums increases.</b>
<b>FIXED ASSETS</b>
<b>OTHER</b>
<b>BUDGET ANALYST NOTES</b>

## Dept. 7962 Liability Insurance Detail

### Fiscal Year 24-25

Low/High Estimates Averaged

Liability Programs 7962	23-24 Actual	October 2023 Estimate	February 2024 Estimate	March 2024 Estimate
General Liability 1 (GL1)*	<b>\$ 1,318,983.00</b>	\$ 1,877,000.00	\$ 1,621,000.00	\$ 1,967,000.00
Medical Malpractice (MM)	<b>\$ 74,217.00</b>	\$ 91,000.00	\$ 87,000.00	\$ 87,000.00
Master Crime	<b>\$ 6,650.00</b>	\$ 7,600.00	\$ 7,600.00	\$ 7,600.00
Cyber	<b>\$ 9,756.00</b>	\$ 12,200.00	\$ 12,200.00	\$ 12,200.00
Airport		\$ -	\$ -	
Watercraft		\$ -	\$ -	
Pollution Program	<b>\$ 7,056.00</b>	\$ 14,100.00	\$ 14,100.00	\$ 14,100.00
	\$ 1,416,662.00	\$ 2,001,900.00	\$ 1,741,900.00	\$ 2,087,900.00
Fiddletown Preservation Society	\$ 3,000.00	\$ 3,000.00	\$ 3,000.00	\$ 3,000.00
	<b>\$ 1,419,662.00</b>	<b>\$ 2,004,900.00</b>	<b>\$ 1,744,900.00</b>	<b>\$ 2,090,900.00</b>
Less potential dividend from PGL		\$ -		
	\$ 1,419,662.00	\$ 2,004,900.00	\$ 1,744,900.00	\$ 2,090,900.00

Budget Unit: Unemployment Insurance 7963  
Activity: Internal Service

FINANCING USES CLASSIFICATION OPERATING REVENUE AND EXPENSES	ACTUAL 2022-2023	ADOPTED 2023-2024	BASE BUDGET 2024-2025	CHANGES 2024-2025	REQUESTED 2024-2025
<b>Operating Income</b>					
44100 Interest	0.00	16.00	16.00	0.00	16.00
47890 Miscellaneous Revenues	21,462.00	20,464.00	20,772.00	0.00	20,772.00
47940 Operating Transfers	0.00	3,680.00	3,680.00	0.00	3,680.00
Total Operating Income	21,462.00	24,160.00	24,468.00	0.00	24,468.00
<b>Fund Balance</b>					
26000 Fund Balance (101263)	10,878.00	1,412.00	0.00	0.00	0.00
<b>TOTAL FINANCING SOURCES</b>	<b>32,340.00</b>	<b>25,572.00</b>	<b>24,468.00</b>	<b>0.00</b>	<b>24,468.00</b>
<b>Services and Supplies</b>					
51506 Unemployment	30,735.00	24,160.00	24,160.00	0.00	24,160.00
52300 Professional & Specialized Services	292.44	292.00	292.00	0.00	292.00
Total Services and Supplies	31,027.44	24,452.00	24,452.00	0.00	24,452.00
<b>TOTAL OPERATING EXPENSES</b>	<b>31,027.44</b>	<b>24,452.00</b>	<b>24,452.00</b>	<b>0.00</b>	<b>24,452.00</b>
<b>NET INCOME (LOSS) - UNEMPLOYMENT</b>	<b>1,312.56</b>	<b>1,120.00</b>	<b>16.00</b>	<b>0.00</b>	<b>16.00</b>

Insurance Fund : #26000, Acct 101263



# Budget Notes

**Department: 7963**

1. Please provide comments regarding your Department's Requested Budget
  - Add additional rows as needed.
2. You may include additional documentation
  - If included please add your Department Name and number at the top of all supporting documentation

<b>REVENUE</b>
<b>EXPENDITURES</b>
<b>FIXED ASSETS</b>
<b>OTHER</b>
<b>BUDGET ANALYST NOTES</b>

Budget Unit: Property Insurance 7964  
Activity: Internal Service

FINANCING USES CLASSIFICATION OPERATING REVENUE AND EXPENSES	ACTUAL 2022-2023	ADOPTED 2023-2024	BASE BUDGET 2024-2025	CHANGES 2024-2025	REQUESTED 2024-2025
<b>Operating Income</b>					
44100 Interest	0.00	0.00	0.00	0.00	0.00
46009 Charges for Services	408.00	500.00	500.00	0.00	500.00
47890 Miscellaneous Revenues	0.00	0.00	0.00	0.00	0.00
47940 Operating Transfers	125,000.00	123,000.00	181,000.00	0.00	181,000.00
Total Operating Income	125,408.00	123,500.00	181,500.00	0.00	181,500.00
<b>Fund Balance</b>					
26000 Fund Balance (101264)	103,392.00	126,699.00	52,580.00	0.00	52,580.00
<b>TOTAL FINANCING SOURCES</b>	<b>228,800.00</b>	<b>250,199.00</b>	<b>234,080.00</b>	<b>0.00</b>	<b>234,080.00</b>
<b>Services and Supplies</b>					
51500 Insurance and Bonds	101,636.00	111,947.00	181,000.00	0.00	181,000.00
<b>TOTAL OPERATING EXPENSES</b>	<b>101,636.00</b>	<b>111,947.00</b>	<b>181,000.00</b>	<b>0.00</b>	<b>181,000.00</b>
<b>NET INCOME (LOSS)</b>	<b>127,164.00</b>	<b>138,252.00</b>	<b>53,080.00</b>	<b>0.00</b>	<b>53,080.00</b>

Insurance Fund: #26000, Acct 101264

# Budget Notes

**Department: 7964**

1. Please provide comments regarding your Department's Requested Budget
  - Add additional rows as needed.
2. You may include additional documentation
  - If included please add your Department Name and number at the top of all supporting documentation

<b>REVENUE</b>
<b>EXPENDITURES</b>
<b>FIXED ASSETS</b>
<b>OTHER</b>
<b>BUDGET ANALYST NOTES</b>

Property Premiums Estimates

<b>21-22</b>	<b>22-23</b>	<b>23-24</b>	<b>24-25</b>	<b>24-25</b>
<b>Actual</b>	<b>Actual</b>	<b>Actual</b>	<b>Estimate (10/23)</b>	<b>Estimate (02/24)</b>
91,755.00	102,229.00	124,925.00	182,000	181,000
<u>91,755</u>	<u>102,229</u>	<u>124,925</u>	<u>182,000</u>	<u>181,000</u>

Budget Unit: GENERAL 11000  
Function: General  
Activity: Legislative & Admin

DETAIL BY REVENUE CATEGORY AND EXPENDITURE OBJECT	ACTUAL 2022-2023	ADOPTED 2023-2024	BASE 2024-2025	CHANGES 2024-2025	REQUESTED 2024-2025
<b>Taxes</b>					
41010 Current Secured	20,367,400.43	21,670,914.00	22,537,751.00	0.00	22,537,751.00
41020 Current Unsecured	401,712.64	200,000.00	200,000.00	0.00	200,000.00
41100 Prior Unsecured	7,571.26	3,500.00	3,500.00	0.00	3,500.00
41120 Supplemental Roll	643,136.91	250,000.00	250,000.00	0.00	250,000.00
41121 Delinquent Supplemental	42,112.95	10,000.00	10,000.00	0.00	10,000.00
41125 Tax Neutrality	31,484.40	0.00	0.00	0.00	0.00
41130 Property Tax In Lieu VLF	5,664,908.00	5,900,084.00	6,085,193.00	0.00	6,085,193.00
41160 Sales And Use Taxes	4,043,232.96	4,165,578.00	4,165,578.00	0.00	4,165,578.00
41180 Franchise Taxes	507,076.67	455,115.00	455,115.00	0.00	455,115.00
41200 Room Occupancy Taxes	488,432.92	390,000.00	390,000.00	0.00	390,000.00
41210 Transfer Taxes	355,577.30	450,000.00	450,000.00	0.00	450,000.00
Total Taxes	32,552,646.44	33,495,191.00	34,547,137.00	0.00	34,547,137.00
<b>Fines, Forfeitures, and Penalties</b>					
43190 Justice Court Fines	6,021.71	10,000.00	10,000.00	0.00	10,000.00
43225 General Fund-Restitution	0.00	0.00	0.00	0.00	0.00
43233 Excess Tax Loss Reserve	0.00	0.00	0.00	0.00	0.00
43240 Forfeiture Of Deposits	12,618.00	0.00	0.00	0.00	0.00
Total Fines, Forfeitures, and Penalties	18,639.71	10,000.00	10,000.00	0.00	10,000.00
<b>Interest and Rentals</b>					
44100 Interest	113,144.39	60,000.00	60,000.00	0.00	60,000.00
<b>Intergovernmental Revenue</b>					
45070 Motor Vehicle In-Lieu Tax	34,675.47	14,500.00	14,500.00	0.00	14,500.00
45240 State Aid Other	0.00	0.00	0.00	0.00	0.00
45260 State Homeowners Property	192,183.16	190,000.00	190,000.00	0.00	190,000.00
45330 State Timber Tax Loss	928.69	22,000.00	22,000.00	0.00	22,000.00
45525 Fed Coronavirus Relief (Cares Act)	0.00	0.00	0.00	0.00	0.00
45540 Federal Public Assistant	5,424.33	7,000.00	7,000.00	0.00	7,000.00
45565 ARPA	0.00	0.00	0.00	0.00	0.00
45590 Federal PILT/Grazing	127,359.76	40,000.00	40,000.00	0.00	40,000.00
Total Intergovernmental Revenue	360,571.41	273,500.00	273,500.00	0.00	273,500.00
<b>Charges for Services</b>					
46015 ARPA Services	2,100,000.00	0.00	0.00	0.00	0.00
46640 Assessment & Tax Coll Fee	123,782.44	20,000.00	20,000.00	0.00	20,000.00
46750 Clerk Fees & Costs	528.00	600.00	600.00	0.00	600.00
Total Charges for Services	2,224,310.44	20,600.00	20,600.00	0.00	20,600.00

Budget Unit: GENERAL 11000  
Function: General  
Activity: Legislative & Admin

DETAIL BY REVENUE CATEGORY AND EXPENDITURE OBJECT	ACTUAL 2022-2023	ADOPTED 2023-2024	BASE 2024-2025	CHANGES 2024-2025	REQUESTED 2024-2025
<b>Other Revenue</b>					
47890 Miscellaneous Revenues	8,383.82	0.00	0.00	0.00	0.00
<b>TOTAL REVENUE</b>	<b>35,277,696.21</b>	<b>33,859,291.00</b>	<b>34,911,237.00</b>	<b>0.00</b>	<b>34,911,237.00</b>
<b>TOTAL EXPENDITURES/APPROPRIATIONS</b>	<b>0.00</b>	<b>0.00</b>	<b>0.00</b>	<b>0.00</b>	<b>0.00</b>
<b>NET COST</b>	<b>(35,277,696.21)</b>	<b>(33,859,291.00)</b>	<b>(34,911,237.00)</b>	<b>0.00</b>	<b>(34,911,237.00)</b>
<b>Requested Increase or (Decrease) in General Fund Contribution</b>					<b>0.00</b>

# Budget Notes

## Department: 11000

1. Please provide comments regarding your Department's Requested Budget
  - Add additional rows as needed.
2. You may include additional documentation
  - If included please add your Department Name and number at the top of all supporting documentation

### REVENUE

#### Changes for FY 24-25

Line 41010, Current Secured Property Tax - After department meeting with Assessor, property tax is estimated to increase by 4%.

Line 41130, Property Tax in Lieu - Estimating a 4% increase

Line 41160, Sales and Use Tax - No change

Line 41200, Room Occupancy Tax - No change

### EXPENDITURES

### FIXED ASSETS

### OTHER

### BUDGET ANALYST NOTES